Michigan Department of Environment, Great Lakes, and Energy

Combined Sewer Overflow (CSO), Sanitary Sewer Overflow (SSO), and Retention Treatment Basin (RTB) Discharge
2019 Annual Report

(January 1, 2019 - December 31, 2019)

Act 451 Legislative Report Requirement

Section 324.3112c of Part 31, Water Resources Protection, of the Natural Resources and Environmental Protection Act, 1994 PA 451, as amended (Act 451), identifies activities to be undertaken by the Department of Environment, Great Lakes, and Energy (EGLE) to make information related to known discharges of untreated or partially treated sewage from sewer systems to land or waters of the state available to the general public. This report provides a summary of releases reported to EGLE to meet these requirements.

Information Regarding Annual Report Series

This annual report is part of a series of reports that consolidate annual release reporting data since July 2000. The reports can be accessed online from the Library of Michigan:

- CSO/SSO & RTB Discharge Annual Report Series

This publication was prepared for the purpose of public information. Reliance on information from this document is not usable as a defense in an enforcement action or litigation.

The Michigan Department of Environment, Great Lakes, and Energy does not discriminate on the basis of race, sex, religion, age, national origin, color, marital status, disability, political beliefs, height, weight, genetic information, or sexual orientation in the administration of any of its programs or activities, and prohibits intimidation and retaliation, as required by applicable laws and regulations. Questions or concerns should be directed to the Nondiscrimination Compliance Coordinator at EGLE-NondiscriminationCC@Michigan.gov or 517-249-0906.

Annual Report Contents

A Message from the Director

2019 PROGRESS: COMBINED SEWER OVERFLOWS (CSO) and RETENTION TREATMENT BASINS 1
Did We Make Progress in 2019? 1
What Data Does the Detailed CSO and RTB Report (Appendices E & F) Contain? 2
Combined Sewer Overflow (CSO) Summary Report 4
How Does 2019 Compare to Previous Years? 5
2019 CSO Progress Report 9
2019 PROGRESS: SANITARY SEWER OVERFLOWS 12
Did We Make Progress in 2019? 12
What Data Does the Detailed SSO Report (Appendix G) Contain? 12
Sanitary Sewer Overflow (SSO) Summary Report 13
How Does 2019 Compare to Previous Years? 18
2019 SSO Progress Report 19
APPENDIX A: MCL 324.3112a and MCL 324.3112c
APPENDIX B: BACKGROUND INFORMATION ON DISCHARGES
INTRODUCTION B-1
What Is the Difference between a Sanitary Sewer System and a Combined Sewer System? B-1
In General, What are CSOs, SSOs, and RTB Discharges? B-2
What Laws Require Reporting of Releases? B-4
Who Will Let Me Know Whether the Water Is Safe for Swimming, Fishing, or Canoeing? B-4
How Does Intergovernmental Cooperation Help Fund Infrastructure Improvements? B-4
Who Do I Contact for More Information? B-5
DISTRICT CONTACTS BY COUNTY B-7
REPORT TERMS AND ACRONYMS B-8
WASTEWATER TREATMENT B-11
How is Wastewater Treated? B-10
What is Blending? B-10
What is Bypassing? B-12
COMBINED SEWER OVERFLOWS AND RETENTION TREATMENT BASINS B-13
What are Combined Sewer Overflows and What Causes Them? B-13
How are CSOs Addressed? B-13
What is the Main Challenge for Communities to Address in Controlling CSOs? B-15
SANITARY SEWER OVERFLOWS B-16
What are Sanitary Sewer Overflows? B-16
What causes an SSO? B-16
How Does the Sewage end up in the Environment? B-17
How are SSOs Addressed? B-17
What Factors Might Justify Longer-Term Plans for Stopping Chronic SSOs? B-18
APPENDIX C: BLENDING DETAIL REPORT 2019
APPENDIX D: BYPASS DETAIL REPORT 2019
APPENDIX E: COMBINED SEWER OVERFLOW (CSO) DETAIL REPORT 2019
APPENDIX F: RETENTION TREATMENT BASIN (RTB) DETAIL REPORT 2019
APPENDIX G: SANITARY SEWER OVERFLOW (SSO) DETAIL REPORT 2019

A Message from the Director

Michigan is the only state primarily within the drainage basin of the Great Lakes, which contain almost 20 percent of the planet's fresh surface water. Protecting that world-class resource is key to the mission of EGLE and important to the citizens of the state. It is imperative that we continue aligning efforts in protecting our water bodies for future generations. A primary focus in this effort is controlling and reducing combined sewer overflows (CSO) and sanitary sewer overflows (SSO) to help eliminate the public health threat from raw sewage discharges into Michigan waters.

The 2019 annual report contains data on reported discharges, describes the causes of these discharges, and discusses the working relationships with local units of government, citizens, and other stakeholders in addressing this multiyear, multibillion-dollar challenge.

In 2019 Michigan experienced record rainfall across the state, and this is evident in calendar year 2019 discharge data. This demonstrates the significant impact that annual precipitation totals have on discharges from sewerage systems. While rainfall in 2019 was the wettest on record, CSO controls implemented throughout the state continue to show remarkable success in keeping raw sewage from entering surface waters. The yearly totals of untreated SSOs continue to follow the precipitation trends.

Featured below are some of the calendar year 2019 achievements, which highlight the steady gains we are making toward our long-term goals.

- EGLE awarded more than $102 million in loans through the State Revolving Fund to local units of government for wastewater infrastructure projects.
- The Great Lake Water Authority (GLWA) Water Resource Recovery Facility (WRRF) completed construction of the Rouge River Outfall Disinfection Project. This project provides disinfection and protection of public health for all flow discharged from the WRRF. Prior to completion, an average of 10.5 billion gallons per year was discharged as non-disinfected flow to the Rouge River. As a result of this project, the GLWA has now completed its core CSO correction program.
- Large-scale sewer separation projects continue in the cities of Dearborn, Port Huron, St. Joseph, Wakefield, and Manistique. The cities of Detroit and Dearborn and others continue work to provide retention treatment basins for control of untreated CSOs to the Detroit River and Rouge River Watershed in southeast Michigan.
- In 2013 EGLE began an initiative to promote programs aimed at pursuing and achieving sustainable wastewater infrastructure. Such programs are referred to as asset management programs. This effort involved issuing the National Pollutant Discharge Elimination System (NPDES) major permit with asset management program requirements, and separately the Storm Water, Asset Management, and Wastewater (SAW) Program. To help communities prepare for this initiative, the SAW Program was created in January 2013 from legislation enacted to establish grants for asset management plan development, among other planning efforts, as well as state-funded loans to construct projects identified in asset management plans. To date, approximately $450 million has been allocated to the SAW Program, and including asset management requirements in NPDES permits continues.

Thank you for your support in protecting the environment that is so important to the physical, social, cultural, and economic well-being of Michigan and its citizens.

Sincerely,

Liesl Eichler Clark, Director
Department of Environment, Great Lakes, and Energy

2019 PROGRESS: COMBINED SEWER OVERFLOWS (CSO) and RETENTION TREATMENT BASINS

Did We Make Progress in 2019?

In 2019, Michigan experienced record precipitation. According to the National Oceanic and Atmospheric Administration (NOAA), the annual precipitation total for all of Michigan in 2019 was 41.83 inches, which makes it the wettest on record. Based on NOAA data, the long-term average annual precipitation for Michigan (data from 1895-2019) is approximately 31.69 inches. The resulting impacts of record precipitation on 2019 wet-weather discharges are evident in 2019 numbers. With consideration for the above, and other relevant factors described below, we believe Michigan is making progress in controlling wet-weather discharges.

In addition to record rainfall, the Great Lakes and inland waters are experienced the highest water levels since 1986, resulting in significant erosion and flooding of the shoreline. In 2019, numerous sewer systems and wastewater treatment plants throughout the State were impacted by high water levels. Communities such as Detroit, Manistee and Escanaba were impacted by high water levels that resulted in discharges of raw and/or partially treated sewage. In the city of Detroit, record high water levels on the Detroit River adversely impacted the city of Detroit's and Great Lakes Water Authority (GLWA) combined sewer collection system. Most significantly impacted was east side of Detroit in the Jefferson/Chalmers area. In the Jefferson Chalmers area, street flooding resulted in inflow of river water into the combined sewer system, and ultimately caused the Connor Creek Retention Treatment Basin (RTB) to discharge intermittently during dry weather during the months of July and August. Due to the discharge occurring during dry weather, it is categorized as a sanitary sewer overflow (SSO) and included in the SSO section of this report.

Each year EGLE track's elimination of uncontrolled CSO outfalls. As of 2019, 104 uncontrolled CSO outfalls remain for correction, 8 fewer than 2018. Outfall elimination and/or treatment is not the sole indicator of progress in implementation of CSO control as extensive design and construction consistent with approved Long-Term CSO Control Programs (LTCP) is continuing in various areas of the state of Michigan. This includes ongoing sewer separation projects that are being conducted in the cities of Dearborn, Port Huron, St. Joseph, and Manistique, among others; and large construction projects by the cities of Detroit, Dearborn, and others, to provide RTB or other controls for overflows to the Detroit River and Rouge River Watershed in Southeast Michigan. Continuing implementation, including design and construction of projects that occurred during calendar year 2019, will lead to elimination of additional CSOs in future years. Further examples of this are summarized in the '2019 CSO Progress Report' section below.

The GLWA Water Resource Recovery Facility (WRRF), through implementation of their LTCP, greatly influences statewide data. Annual reports before 2013 were based upon the fact that discharges from a GLWA WRRF outfall (050A) received primary treatment through the GLWA WRRF but lack disinfection, and characterized these discharges as primary treated excess flow without disinfection (i.e., not untreated). EGLE then reconsidered how this discharge should be classified. Because 050A did not receive disinfection until March 2019, it poses a greater public health concern than discharges from RTBs that provide disinfection. Therefore, beginning with the 2013 annual report, it was decided that it is appropriate to group the discharge from outfall 050A with discharges from untreated CSOs in the pie chart in Figure 2 and in Figure 7.

Figure 1: Discharge in Millions of Gallons (MG) from GLWA Outfall 050A per year

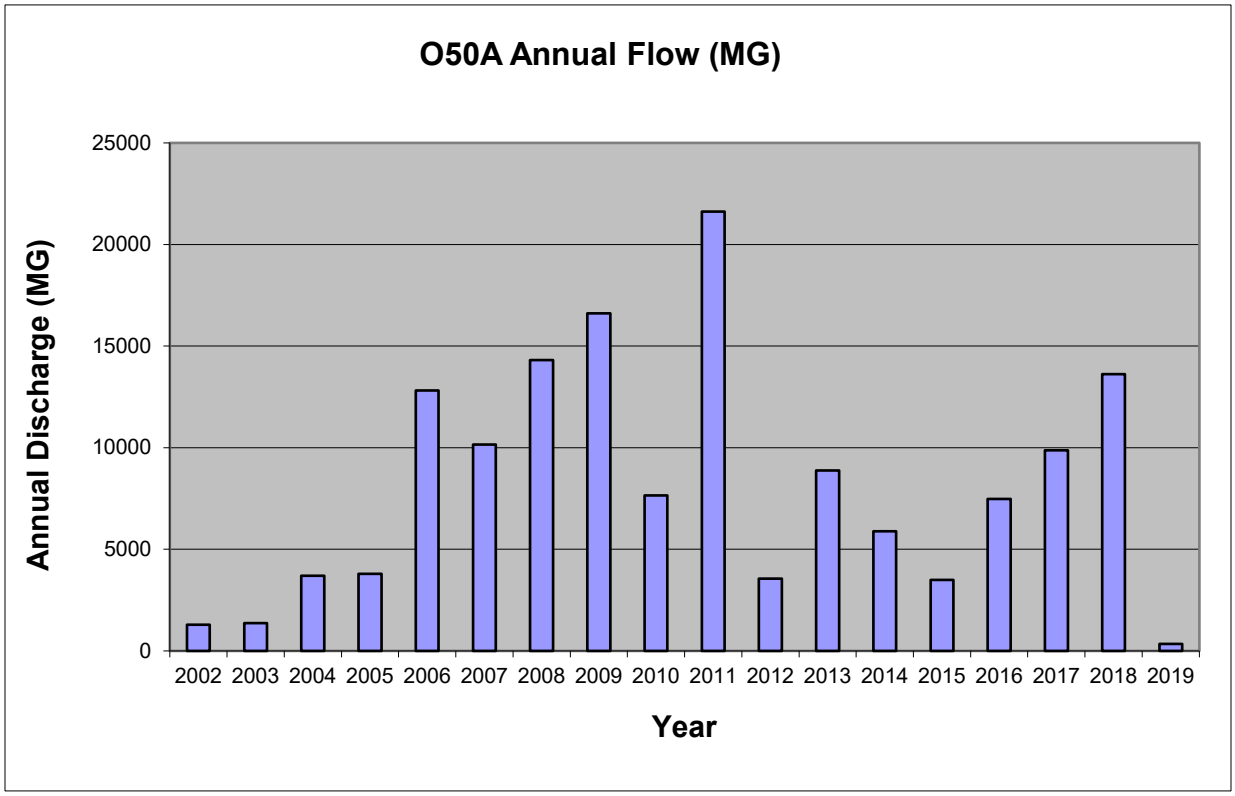

Figure 1 illustrates that the completion of the LTCP component of Detroit's program has successfully reduced CSOs. Former CSO flow that was discharged into the Rouge and Detroit Rivers through CSO outfalls is now treated at the GLWA WRRF using preliminary and primary treatment. This partially treated flow was discharged into the Rouge River through Outfall 050A. As Figure 1 indicates, average annual discharge from 050A for the years 2006 thru 2018 was nearly 10,500 MG per year (10.5 billion gallons). Considering the annual discharge from outfall 050A from 2000-2004 was approximately 2,500 MG/year (2.5 billion gallons), this represented an increase of nearly 8 billion gallons per year, on average, of partially treated combined sewage that was previously untreated, hence a corresponding decrease of upstream CSOs. This was due to the completion of the 2005 LTCP project component (that included the addition of the two large clarifiers). On March 29, 2019, GLWA WRRF completed the Rouge River Outfall (RRO) Disinfection Project. This project provides important public health protection in the Rouge River by disinfecting and dechlorinated all excess flow from the WRRF, thus meeting CSO requirements.

<u>What Data Does the Detailed CSO and RTB Report (Appendices E & F) Contain?</u>

The data contained in the appended CSO and RTB Reports was reported (as required by law) to EGLE by the responsible parties. During the report period from January 1, 2019, through December 31, 2019, there were 452 events reported for a total volume of approximately 32.48 billion gallons. It is noteworthy that a significant portion of this total volume, approximately 29.42 billion gallons, represents treated discharge from RTBs or equivalent

structures that, in addition to settling and skimming, have been disinfected to protect the public health in compliance with the water quality standards (WQS) for discharges containing human sewage (i.e., R 323.1062 of the Part 4 Rules).

Figure 2: Reported Wet-Weather Volumes from CSOs and RTBs (2019)

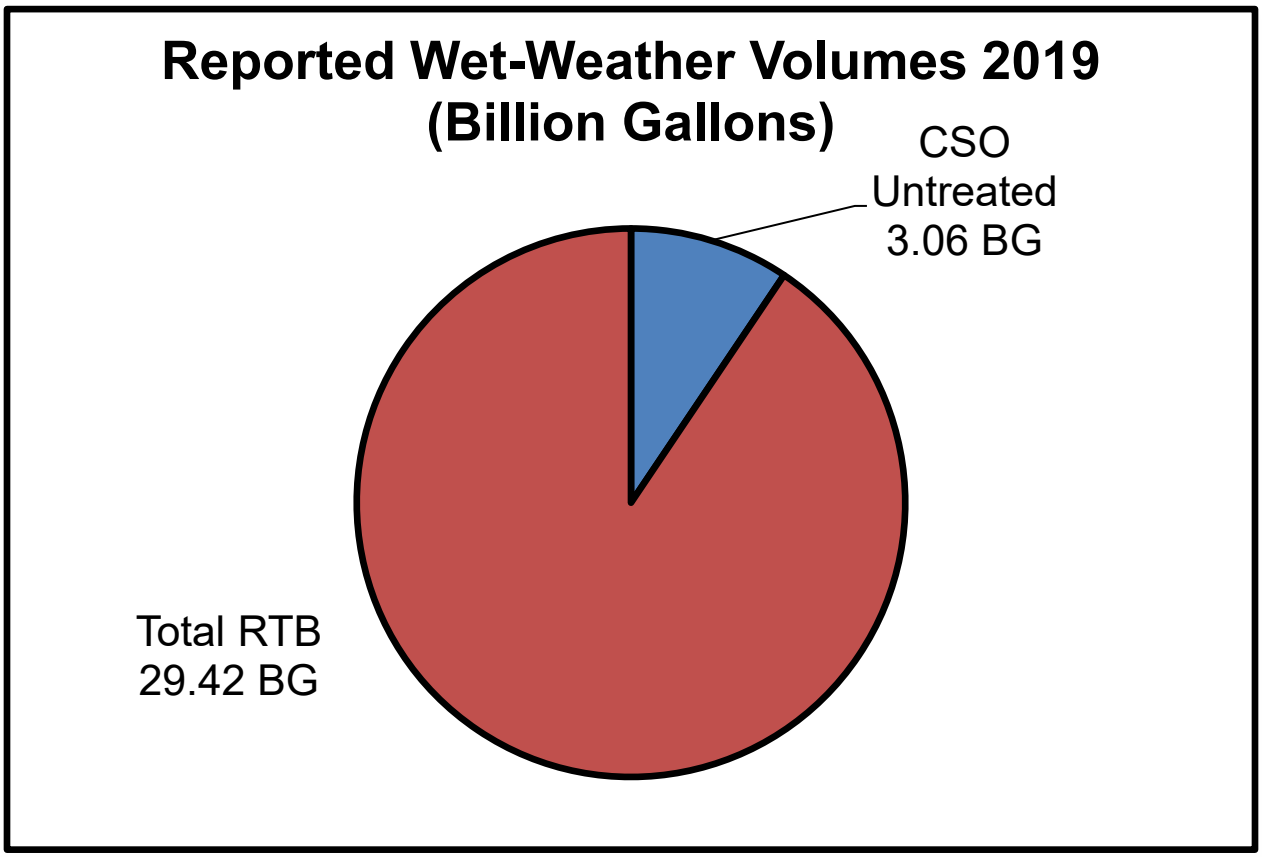

Combined Sewer Overflow (CSO) Summary Report

January 1, 2019 - December 31, 2019

Entity Name	Untreated Volume (MG)	Partially Treated Volume (MG)	Treated Volume (MG)	Reported Events	County	Appendix Pages
Great Lakes Water Authority WRRF	1231.5	343.9	25,276.2	42	Wayne	E-357, F-67
Dearborn CSO	487.12		232.8	54	Wayne	E-264, F-61
Lansing WWTP	454.02		1.57	47	Ingham	E-4, F-13
Wayne Co/Redford/Livonia CSO	178.07		13.01	9	Wayne	E-538, F-114
Wayne Co/Inkster/ Dearborn Hts CSO	124.66			29	Wayne	E-518
Southgate / Wyandotte CSO RTF	115.20		852.40	26	Wayne	E-466, F-101
Wayne Co/Inkster CSO	66.61	5.3	51.31	27	Wayne	E-507, F-111
Wayne Co/Dearborn Heights CSO	32.23		31.28	26	Wayne	E-470, F-110
Redford Township CSO	13.89			9	Wayne	E-462
Manistique WWTP	4.67			14	Schoolcraft	E-231
Inkster/Dearborn Hts CSO	1.77			9	Wayne	E-458
Port Huron WWTP	1.43			53	St Clair	E-237
St. Joseph CSO	0.30			6	Berrien	E-1
Saginaw WWTP			854.39	18	Saginaw	F-39
GWK Dr Dist CSO RTB			496.06	10	Oakland	F-25
Saginaw Township WWTP			316.81	16	Saginaw	F-33
Bay City WWTP			296.4	10	Bay	F-1
Martin RTB			282.50	9	Macomb	F-18
Milk River CSO RTB			210.78	5	Wayne	F-97
North Houghton Co W&SA CSO			179.96	3	Houghton	F-10
Chapaton RTB			138.60	5	Macomb	F-16
River Rouge CSO RTB			60.76	5	Wayne	F-99
East Lansing WRRF			29.46	3	Ingham	F-12
Iron Mountain / Kingsford WWTP			24.26	6	Dickinson	F-7
Mt Clemens WWTP			19.34	2	Macomb	F-21
Grand Rapids WRRF			17.2	1	Kent	F-15
Oakland Co - Acacia Park CSO RTB			16.34	4	Oakland	F-30
Birmingham CSO RTB			7.73	1	Oakland	F-23
Essexville CSO RTB			6.79	2	Bay	F-5
Bloomfield Village RTB			4.26	1	Oakland	F-24
TOTAL	**2711.5**	**349.2**	**29,420**	**452**		

How Does 2019 Compare to Previous Years?

This report provides trend data through three measures: number of uncontrolled CSO outfalls eliminated per year, number of overflow events per year, and volume of discharge per year.

Michigan communities have eliminated more than 83 percent of the 613 uncontrolled CSO outfalls that existed in 1988, and the remaining 17 percent are scheduled for elimination through implementation of LTCPs. On average, since 2003, there have been approximately five CSO outfalls eliminated or redirected to RTBs per year (Figure 3).

Figure 3: Number of Uncontrolled CSO Outfalls by Year

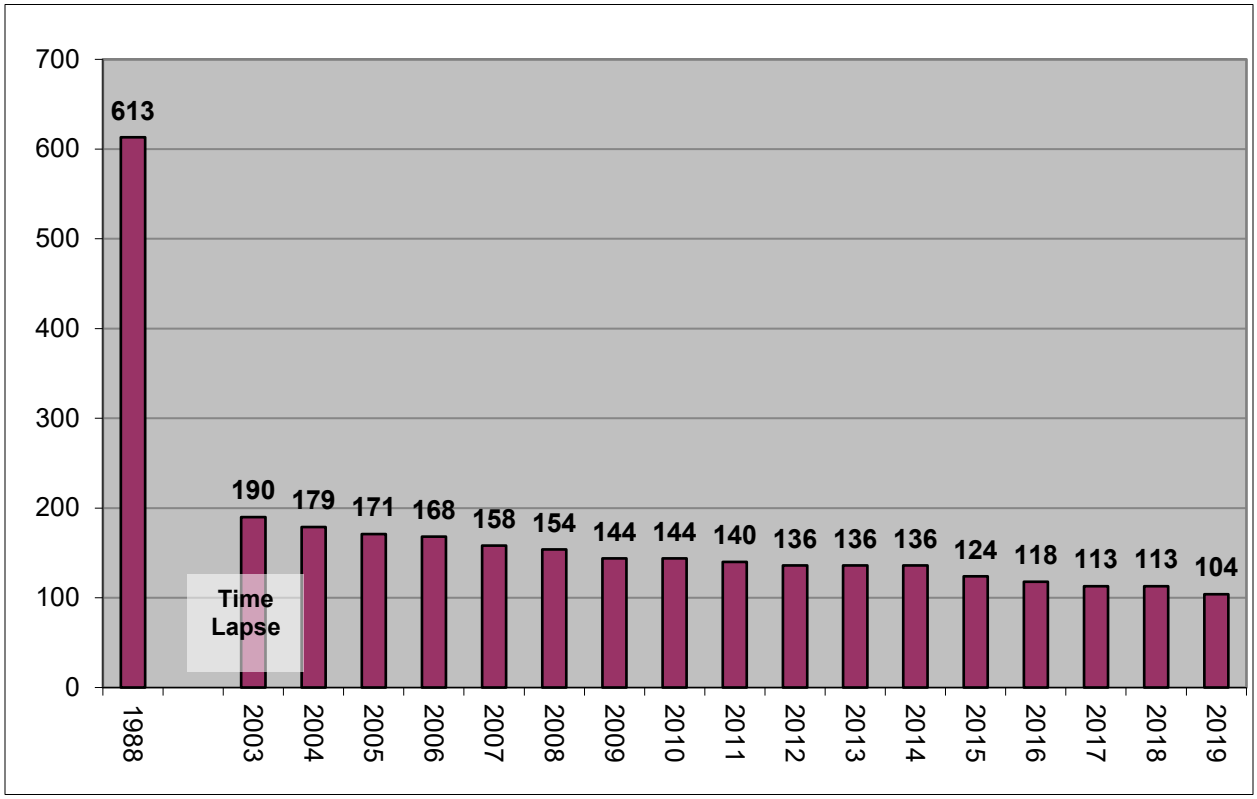

In general, with respect to the number of uncontrolled CSO overflow and RTB discharge events, an event refers to the storm that caused the discharge, even if it is from multiple outfalls (so outfalls are grouped for the purposes of counting an event). This inconsistent reporting methodology was the basis for the relatively high number of events in 2004 to 2006. This reporting methodology was made consistent in the 2007 annual report. In 2019 there were 452 overflow events.

Figure 4: Number of Reported CSO and RTB Discharge Events/Year (Years 2004 – 2006 Explained Above)

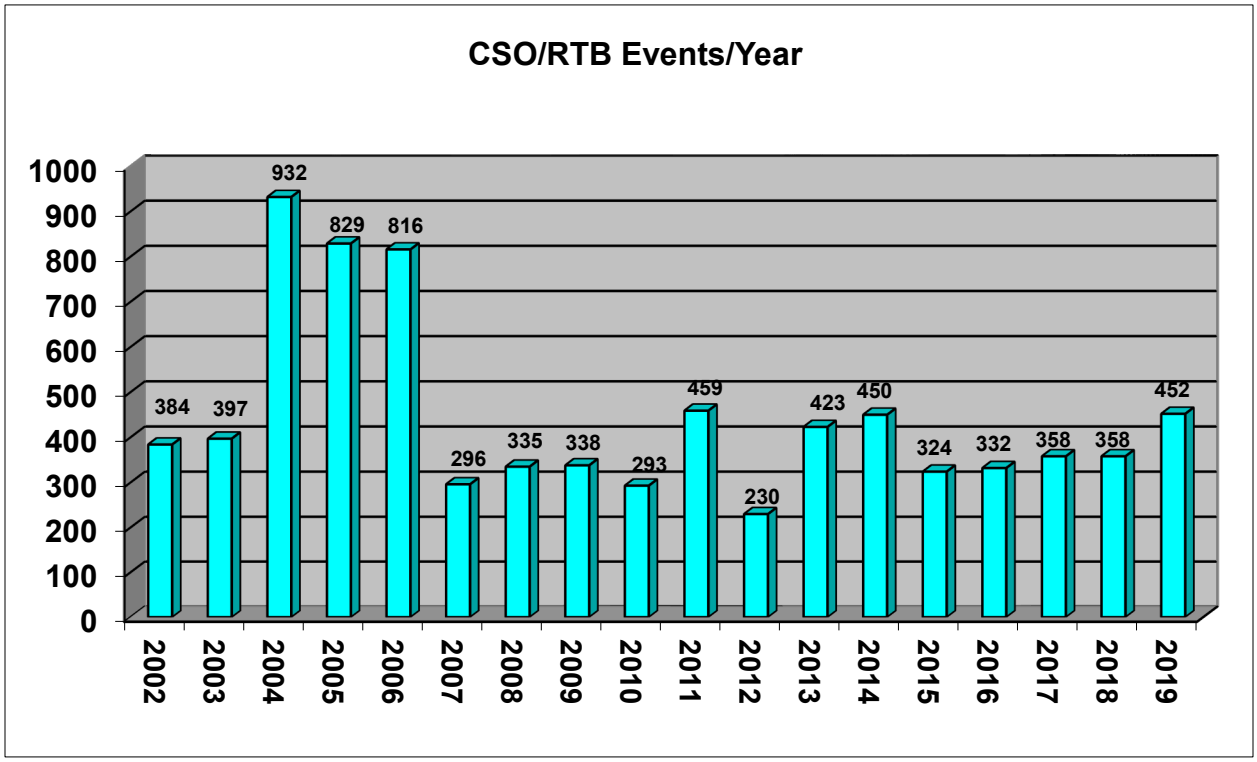

Total volume is also an indicator of success with respect to CSO control, because even a negligible volume of overflow triggers an "event" to be registered consistent with statute. Annual precipitation level variances directly affect the total overflow volume. As with previous years, the total CSO and RTB discharge volume for calendar year 2019 (32,481 MG, Figure 5), reflects the annual precipitation rates (Figure 6).

Figure 5: Total CSO, RTB, and Related Wet-Weather Discharges Reported Volume (MG/Year)

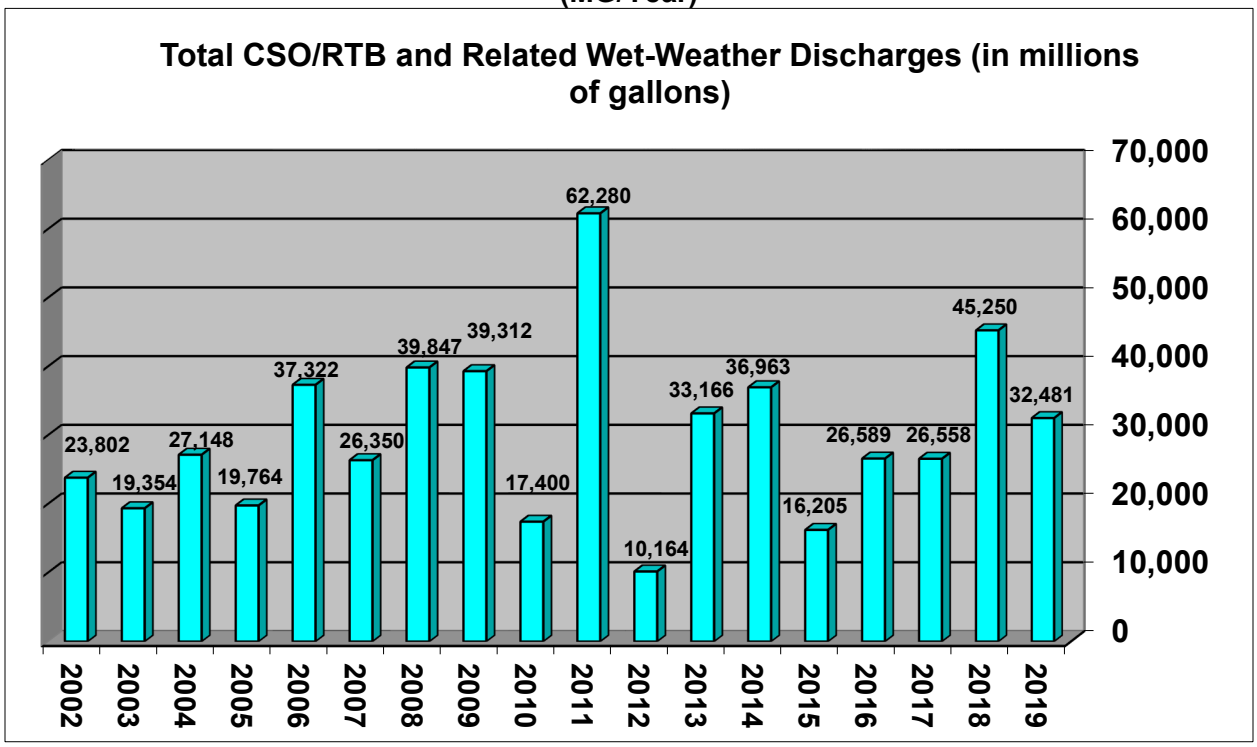

Figure 6: Annual Precipitation (Inches) for Various Michigan Cities/Year

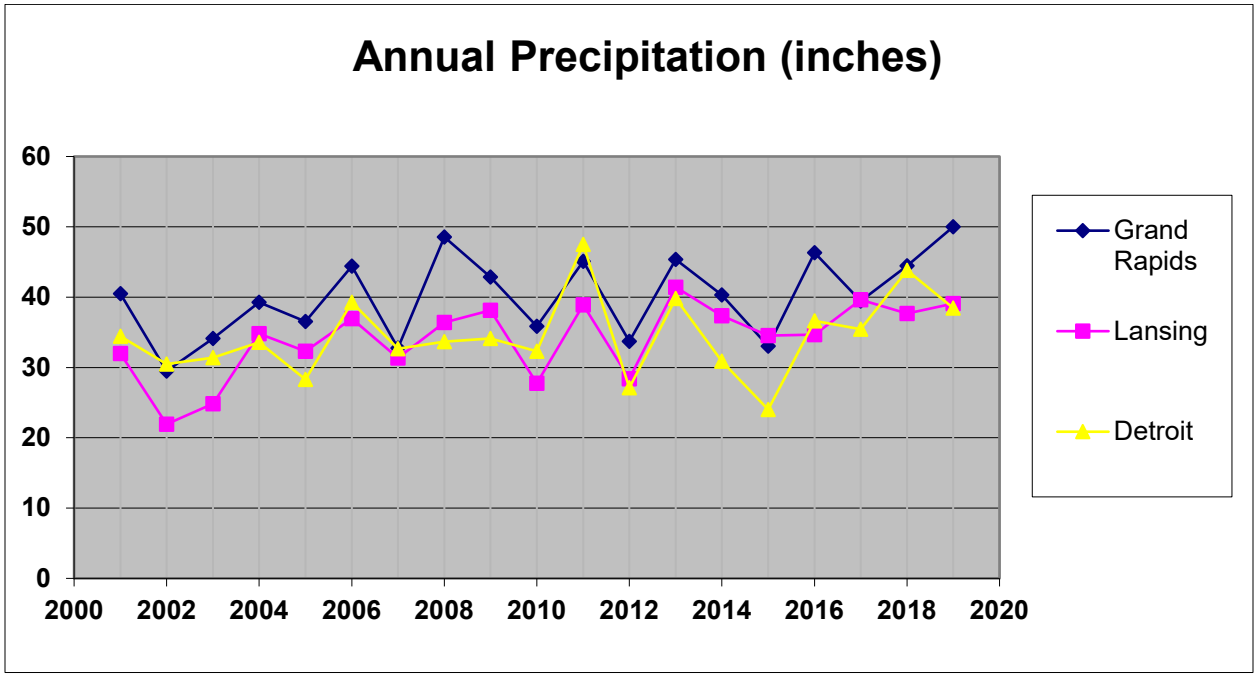

More important, in terms of volume trends, is the volume of CSO discharges versus the volume of discharge from RTBs. This is because the goal of the LTCP is to provide adequate treatment of CSO overflows to meet WQS through treatment at an RTB. When comparing annual volume of CSO discharges to the volume of treated RTB, statewide progress is evident (Figure 7). It is expected that as LTCPs are implemented, the component of the total overflow volume, that is the treated RTB volume, will continue to increase in the coming years.

Figure 7: CSO/Untreated and RTB Volume (MG per Year)

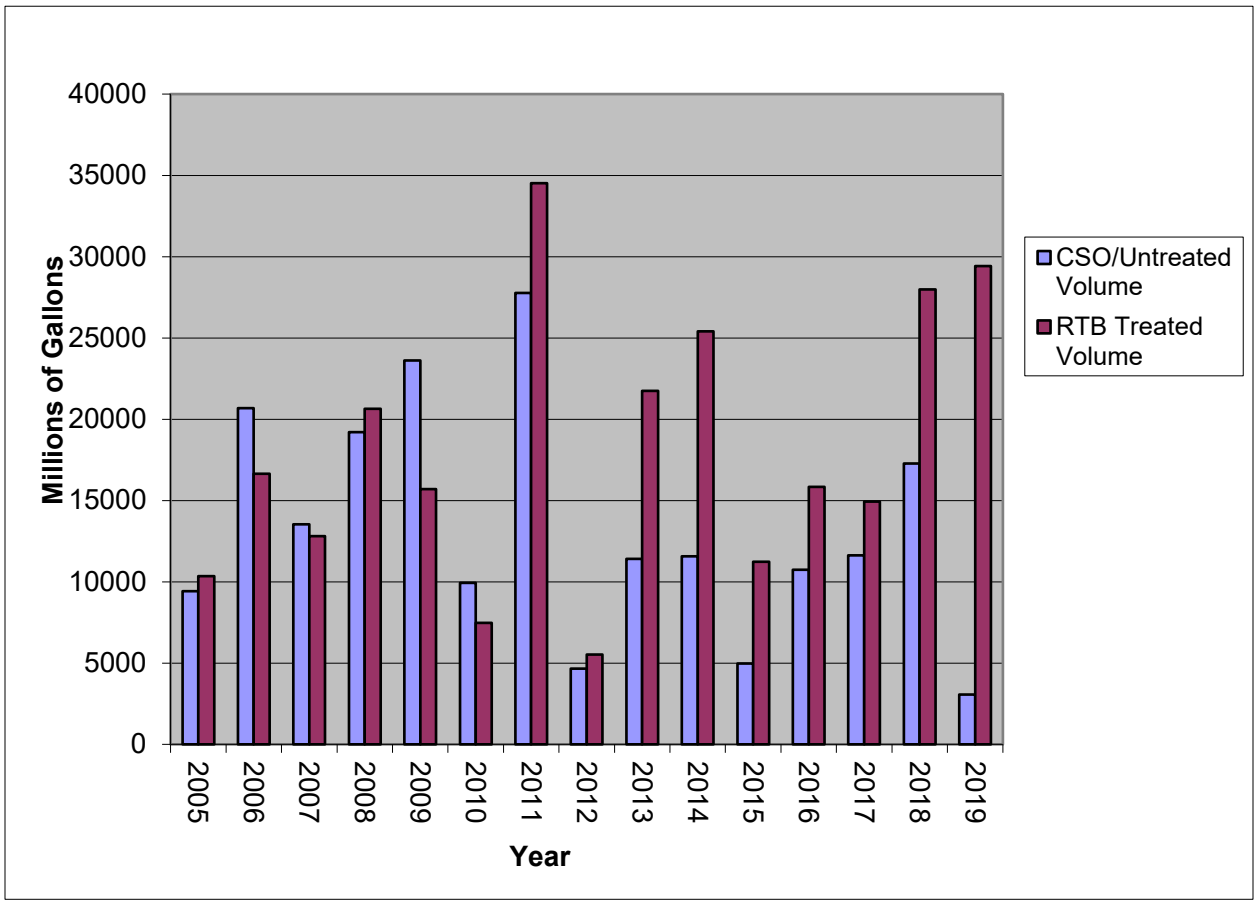

2019 CSO Progress Report

The summaries below illustrate some statewide projects aimed at controlling CSO discharges. These examples further demonstrate the ongoing progress that communities are making toward achieving the goals of the state and federal CSO programs.

- GLWA/Detroit Water and Sewerage Department (DWSD)

  The city of Detroit has made significant progress implementing the LTCP that was first submitted in 1996. Revisions to the LTCP plans and scheduled projects were made and included in the 2003 National Pollutant Discharge Elimination System (NPDES) Permit, the 2007 National Pollutant Discharge Elimination System (NPDES) Permit, and the 2013 NPDES Permit. To date, well over $1.4 billion has been spent on the control of CSO discharges from Detroit outfalls.

  Detroit's LTCP has focused on: (1) bringing as much wet-weather flow as is feasible to the wastewater treatment plant (WWTP) for treatment; flows receive secondary treatment up to the capacity of the secondary units, and primary treatment for higher flows up to the capacity of the primary facilities; (2) using in-system storage in the combined collection system; and (3) storing/treating priority CSOs in the collection system using RTBs and screening and disinfection facilities.

  Significant progress to-date includes completion of:

  - Additional facilities at the WWTP that have increased the capacity to treat combined wet-weather flows to primary treatment levels as required by the NPDES Permit.
  - Five CSO Storage/Treatment Facilities along the Rouge River.
  - Four CSO Storage/Treatment Facilities along the Detroit River peak.
  - Six in-system storage gates at CSO outfalls along the Rouge River.
  - Thirteen in-system storage devices within the collection system.
  - Rehabilitation of pump stations and regulators along the Detroit River.
  - Completion of additional control facilities or elimination of outfalls for five CSOs in the lower Rouge River.
  - Completion of the RRO Disinfection Project.

  Since the completion of the RRO Disinfection Project in April 2019, all excess wet-weather flow from the WRRF is be fully disinfected and dechlorinated. Additionally, with the completion of the RRO Disinfection Project, GLWA/DWSD has completed its core CSO correction program. It is estimated that the completed CSO controls will provide treatment for about 95 percent of the annual wet-weather volume generated in Detroit and around 90 percent or more of the previously discharged untreated CSO volume from the city of Detroit.

  The NPDES Permit includes Green Infrastructure (GI) requirements in both the Upper Rouge area of the Rouge District and the near east-side area of the Central District. The DWSD is required to spend an average of $2 million per year during the life of this permit on GI. Additionally, requirements to build grey infrastructure have been removed from the current permit and replaced with an evaluation of potential GI projects and the associated flow reductions that may be achieved. There is potential for extensive GI implementation based on the large amounts of vacant land in this area.

- City of Lansing

  An Administrative Consent Order (ACO) was entered on December 19, 2019, with integrated plan requirements to correct CSO and SSO discharges. The draft ACO requires that core CSO correction be completed by December 31, 2032. The remaining CSO correction will be completed under an adaptive management approach.

- City of Wakefield

  The city has completed Phase IV of the sewer upgrade projects, and the reissued NPDES Permit requires a project performance certification (PPC) to demonstrate transmission capacity within flows created at the 25-year, 24-hour event. The city was awarded $0.613 million for wastewater asset management planning to further study potential inflow and infiltration sources. Approximately $21 million in grants and loans from the United States Department of Agriculture Rural Development ($15 million), the United States Army Corps of Engineers ($6 million), the Michigan Economic Development Corporation ($0.2 million), and user fees from the citizens of Wakefield were used to eliminate the CSOs to Planter Creek in 2015. After the CSOs were eliminated, *E. coli* geometric mean concentrations declined substantially (year 2015 study) in Planter Creek from 338 to 39 colony-forming units/100 mL (88 percent) at Wertanen Road and 258 to 148 CFUs/100 milliliter (mL) (43 percent) at Thomaston Road. Planter Creek now meets the state's partial body contact recreation criteria of 1,000 CFUs/100 mL but does not yet meet the full body contact criteria of 300 CFUs/100 mL.

- North Houghton County Water and Sewer Authority

  The North Houghton County Water and Sewer Authority has constructed a third equalization basin to capture spring melt flows and substantial storm events and redirect from the two combined sewer outfalls (St. Louis and Hammell Creeks). The Authority was awarded approximately $0.822 million for sanitary asset management planning to further study potential inflow and infiltration sources and to prioritize sewer upgrade projects.

- City of Grand Rapids

  The city has completed all construction activities necessary to complete their LTCP. This includes elimination of all untreated CSO outfalls. The city is conducting a verification PPC as required by their NPDES Permit, which will confirm that the construction activities associated with the LTCP have met state and federal requirements for CSO separation. The city continues to proactively maintain the sewer system to minimize discharges resulting from pipe blockages, etc.

- City of Dearborn

  In the late 1990s the city of Dearborn began implementing a CSO project with a construction of an underground tunnel. The execution of the project was unsuccessful because of a groundwater condition. Since then, a study was performed to embark on a joint tunnel project with Detroit, which did not come to fruition.

  CSO control with construction of a treatment shaft (sinking caisson) concept was implemented between 2004 and 2010. The construction contracts for the six treatment shafts were bid out. The construction at three of the treatment shafts was successfully completed. Two treatment shaft locations have failed due to construction issues and have since been backfilled and abandoned. Another treatment shaft has issues with ground water, and an alternate design is in progress. The city of Dearborn has spent approximately $270 million thus far for the caissons projects and approximately $30 million for the failed tunnel project.

  In 2009 the city of Dearborn made a decision to forego the treatment shaft concept and aggressively embarked on sewer separation projects. Since 2009, the city has constructed more than 210,000 feet of new storm and sanitary sewers to separate wastewater from storm water at a cost of approximately $147 million.

- Wayne County Rouge Valley Sewage Disposal System

  Wayne County's Rouge Valley Sewage Disposal System (RVSDS) serves 13 communities in Wayne County and two communities in Oakland County. The RVSDS originally had 58 uncontrolled CSO outfalls listed in various NPDES Permits issued to Wayne County and individual communities. Of these, 42 outfalls were eliminated by either sewer separation or by diverting the flows to new retention treatment basins. Currently, 16 of these outfalls are uncontrolled. In accordance with schedules in the NPDES Permits, the remaining uncontrolled CSO outfalls are scheduled to be eliminated by October 1, 2025.

  Also, in accordance with Wayne County's Final Orders of Abatement, Wayne County completed their Short-Term Corrective Action Program in 2012 at an estimated cost of $21 million, which involved pipeline and siphon improvements, CSO regulator improvements, an uncontrolled CSO elimination, manhole rehabilitation, and comfort station improvements. Wayne County's upcoming Long-Term Corrective Action Program is scheduled to be completed by December 30, 2022, while the individual communities will be coordinating with Wayne County to complete all remaining sewerage system improvements by the October 1, 2025, deadline.

- Milk River Retention Treatment Basin

  An ACO was agreed to by EGLE and the Wayne County Drain Commissioner and issued on February 7, 2014, covering upgrades to the Milk River RTB. These include upgrades to the automated flushing/dewatering system, the river recirculation system, aeration system, pumping systems, disinfection system, and other necessary repairs. The construction began in 2016 at a cost of $16 million.

- Martin Retention Treatment Basin

  The reissued NPDES permit issued in September 2019 reclassifies this RTB as treating wet-weather flow from a combined system. When this RTB was first constructed, it was classified as a facility that stored and treated flow from a system that was regulated as combined. In the mid-2000s, EGLE evaluated the percentage of the tributary area that was served by separated sanitary sewers and combined sewers. The level of separate sanitary sewers moved past a level that EGLE then saw as significant (90 percent) and made a policy decision to then reclassify this facility as a treatment facility serving a separate sanitary system. Over the last decade, EGLE has reevaluated this decision that proved to not provide a greater degree of treatment from the RTB, nor encourage the permittee to further separate their sewers. EGLE has decided to reclassify this RTB as a facility that stores and treats combined sewage, as it was originally designed.

2019 PROGRESS: SANITARY SEWER OVERFLOWS

Did We Make Progress in 2019?

During calendar year 2019, low interest loan funding was awarded for many projects through the SRF to address system reliability and SSOs. A number of other communities also completed planning efforts with state previously awarded grant funds to determine the necessary remedial measures to address SSO problems, with the intent of seeking future SRF or other funding to complete the necessary construction. Examples of projects aimed at controlling SSOs are summarized in the '2019 SSO Progress Report' section below.

As discussed in CSO section, the Great Lakes and inland waters experienced record or near record water levels, resulting in significant erosion and flooding of the shoreline. In the city of Detroit, record high water levels on the Detroit River adversely impacted the GLWA combined sewer collection system. Most significantly impacted was east side of Detroit in the Jefferson/Chalmers area. In the Jefferson Chalmers area, street flooding resulted in inflow of river water into the combined sewer system, and ultimately caused the Connor Creek RTB to discharge intermittently during dry weather during the months of July and August. During this period, the Connor Creek RTB discharged approximately 7,235 million gallons. This volume received treatment and disinfection through the RTB and protected water quality. However, due to the discharge occurring during dry weather, it is categorized as an SSO, and is still an illegal discharge. The city of Detroit is working to ensure that this inflow condition is mitigated to stop future SSOs.

What Data Does the Detailed SSO Report (Appendix G) Contain?

The data contained in the attached Detailed SSO Report (Appendix G) was reported (as required by law) to EGLE by the responsible entities. During the report period from January 1, 2019, through December 31, 2019, there were 298 events reported for a total SSO volume of approximately 7,542 MG. To compare data to previous years, the SSO volume from GLWA due to high water levels was excluded from the figures (see Figures 8 and 9). SSOs for the past year are summarized and listed by volume in the following table.

Sanitary Sewer Overflow (SSO) Summary Report

January 1, 2019 - December 31, 2019 (by Volume)

Entity Name	Total Volume (MG)	Reported Events	County	Appendix Page #
GLWA WRRF	7,282	4	Wayne	G-213
Manistee CM	57.9386	11	Manistee	G-135
Lincoln Park CM	41.1	1	Wayne	G-218
North Houghton Co W&SA CSO	26.4	1	Houghton	G-60
Lansing WWTP	23.4097	7	Ingham	G-69
East Lansing WRRF	16.97	3	Ingham	G-67
Allen Park CM	15.2	1	Wayne	G-209
Torch Lake-Lake Linden WWTF	12.87	4	Houghton	G-61
Ontonagon WWSL	10.0003	2	Ontonagon	G-175
Wayne Co/Inkster/Drbrn Hts CSO	7.43	2	Wayne	G-222
Center Line CM	6.72628	2	Macomb	G-131
Dearborn CSO	6.46272	1	Wayne	G-211
YCUA Regional WWTP	6.00122	4	Washtenaw	G-206
Ishpeming CM	5.77	3	Marquette	G-145
St Clair WWTP	4	1	St Clair	G-193
Grosse Ile Twp WWTP	2.39282	1	Wayne	G-216
Grand Ledge WWTP	2.27372	2	Eaton	G-34
Lexington WWSL	2.19	2	Sanilac	G-186
Warren WWTP	1.8	2	Macomb	G-133
Wakefield WWSL	1.305	2	Gogebic	G-52
Grosse Pointe Shores CM	1.0215	2	Wayne	G-217
Owosso/Mid Shiawassee Co WWTP	1.01091	1	Shiawassee	G-189
Bessemer Twp WWSL	0.92296	3	Gogebic	G-47
Farmington CM	0.785	1	Oakland	G-163
Melvindale CM	0.59017	1	Wayne	G-219
East China Township CM	0.555	2	St Clair	G-192
Rouge Valley Sewage Disposal System CM	0.5	1	Wayne	G-221
DeWitt Township CM	0.359	2	Clinton	G-25
Marlette WWTP	0.308	1	Sanilac	G-187
Gogebic-Iron WW Authority WWTP	0.306	2	Gogebic	G-50
Hart WWTP	0.3	1	Oceana	G-173
Lakewood WW Auth CM	0.26285	2	Ionia	G-81
Durand WWTP	0.225	1	Shiawassee	G-188
Ironwood Charter Township CM	0.222	2	Gogebic	G-51
Torch Lake Area-Tamarack Sys	0.2	2	Houghton	G-61
Wayne Co/RDFrd/Livonia CSO	0.2	1	Wayne	G-223
Adrian WWTP	0.18175	1	Lenawee	G-113

Entity Name	Total Volume (MG)	Reported Events	County	Appendix Page #
Tecumseh WWTP	0.18	1	Lenawee	G-118
Kalamazoo CM	0.12375	11	Kalamazoo	G-91
Holland CM	0.12085	3	Ottawa	G-179
Clinton Township CM	0.1	1	Macomb	G-132
Grand Haven-Spring Lake WWTP	0.0862	2	Ottawa	G-178
Alpine Township CM	0.079	1	Kent	G-98
Southwest Michigan Regional Sanitary Sewer and Water Auth CM	0.07	3	Berrien	G-11
Grand Rapids CM	0.06028	2	Kent	G-100
Powers WWSL	0.06	1	Menominee	G-149
Frankenmuth WWTP	0.05	1	Saginaw	G-184
Howell WWTP	0.03612	1	Livingston	G-124
Midland WWTP	0.03005	2	Midland	G-151
Cassopolis CM	0.03	1	Cass	G-19
Mayville WWSL	0.03	1	Tuscola	G-197
GRSD Sewer Authority WRRF	0.0294	2	Berrien	G-8
Caledonia Township CM-Kent Co	0.02617	1	Kent	G-99
Grand Rapids WRRF	0.02587	4	Kent	G-102
Clark Twp WWSL	0.023	3	Mackinac	G-128
South Rockwood CM	0.0196	3	Monroe	G-153
Northville Township CM	0.019	2	Wayne	G-220
Baldwin Lake Site Condominium	0.018	1	Ottawa	G-177
Lake Charter Township CM	0.017	1	Berrien	G-9
New Buffalo Township CM	0.01491	1	Berrien	G-11
Cass Co-Lakes Area SA WWTP	0.01455	4	Cass	G-17
Cheboygan CM	0.013	1	Cheboygan	G-23
Escanaba Paper Co	0.012	1	Delta	G-29
Gladstone WWTP	0.0117	5	Delta	G-30
Portage-Baseline Lakes WWTP	0.0115	3	Washtenaw	G-203
Onekama CM	0.0105	1	Manistee	G-142
Brighton Twp WWTP	0.01003	2	Livingston	G-119
Brighton WWTP	0.01	1	Livingston	G-121
St Ignace WWTP	0.01	1	Mackinac	G-129
Pittsford Township CM	0.008	1	Hillsdale	G-59
Ann Arbor CM	0.00799	6	Washtenaw	G-199
Arauco-Grayling	0.0075	1	Crawford	G-28
Flint Charter Township CM	0.0075	1	Genesee	G-41
Cedarfield MHC	0.006	2	Kent	G-99
Croswell WWTP	0.006	1	Sanilac	G-185
Shelby WWTF	0.006	1	Oceana	G-174

Entity Name	Total Volume (MG)	Reported Events	County	Appendix Page #
Bath Charter Township CM	0.005	1	Clinton	G-25
Bessemer CM	0.005	1	Gogebic	G-46
Lakeside MHC	0.005	1	Kent	G-104
Middleville WWTP	0.005	1	Barry	G-6
Onsted WWTP	0.005	1	Lenawee	G-117
Union Twp WWTP	0.005	1	Isabella	G-85
Lenawee CDC-Loch Erin WWTP	0.0045	2	Lenawee	G-115
Columbia Township CM	0.004	1	Jackson	G-86
Silver Shores Mobile Home Park	0.004	1	Grand Traverse	G-56
Sister Lakes Area Util Auth CM	0.00361	2	Cass	G-20
Alpena Township CM	0.00308	1	Alpena	G-4
Scio Township CM	0.0021	2	Washtenaw	G-205
Burr Oak CM	0.002	1	St Joseph	G-194
Dearborn Heights CM	0.002	1	Wayne	G-212
Genoa Twp-Lake Edgewood WWTP	0.002	1	Livingston	G-122
Genoa-Oceola WWTP	0.002	1	Livingston	G-123
Metamora Partners LLC	0.002	1	Lapeer	G-107
Michigamme Township WWTS	0.002	1	Marquette	G-147
Moonlake Estates MHP	0.002	1	Shiawassee	G-189
Richland MHP	0.002	1	Kalamazoo	G-97
Dow Silicones Corporation-Midland Site	0.0015	1	Midland	G-150
Fremont CM	0.0015	1	Newaygo	G-159
Porter Twp WWTP	0.0015	1	Cass	G-19
Dura Automotive Systems	0.00144	1	Oakland	G-163
Farmington Hills CM	0.00125	1	Oakland	G-164
Hamburg Township CM	0.00125	2	Livingston	G-123
Lenawee CDC-Wamplers Lk WWSL	0.00125	2	Lenawee	G-116
Harbor Springs Area Sewage	0.0012	2	Emmet	G-37
Berrien Springs WWTP	0.001	1	Berrien	G-7
Big Rapids CM	0.001	1	Mecosta	G-148
Chassell Twp WWSL	0.001	1	Houghton	G-60
Clayton Township CM	0.001	2	Genesee	G-39
Dimondale/Windsor WWTP	0.001	1	Eaton	G-33
Grass Lake Township CM	0.001	1	Jackson	G-87
Lake Mitchell Sewer Authority CM	0.001	4	Wexford	G-227
Livonia CM	0.001	1	Wayne	G-218
Oakland Township CM	0.001	1	Oakland	G-167
Petoskey CM	0.001	1	Emmet	G-38

Entity Name	Total Volume (MG)	Reported Events	County	Appendix Page #
Shangrai La MHC	0.001	2	Allegan	G-3
St Joseph CM	0.001	1	Berrien	G-13
Chesaning WWTP	0.00075	1	Saginaw	G-183
Lincoln Township CM-Berrien Co	0.0007	1	Berrien	G-10
Lake Villa MHP	0.00055	2	Oakland	G-166
Acme Township CM	0.0005	1	Grand Traverse	G-55
Blackman Township Sanitary Sewer Collection System	0.0005	1	Jackson	G-86
Clare Welcome Center	0.0005	1	Isabella	G-84
Clio CM	0.0005	1	Genesee	G-40
College Heights MHC	0.0005	1	Oakland	G-161
Flint WWTP	0.0005	1	Genesee	G-42
Genesee Charter Township CM	0.0005	1	Genesee	G-43
GM-Proving Grounds-Milford	0.0005	1	Oakland	G-165
Leoni Twp WWTP	0.0005	1	Jackson	G-88
Mendon WWSL	0.0005	1	St Joseph	G-195
Metamora WWSL	0.0005	1	Lapeer	G-108
Northport Pointe WWTP	0.0005	1	Leelanau	G-111
Northport/Leelanau Township Utilities Authority CM	0.0005	1	Leelanau	G-112
Venice Township CM	0.0005	1	Genesee	G-45
Westrock BOD Battle Creek	0.0005	1	Calhoun	G-16
Hillsdale CM	0.0005	1	Hillsdale	G-58
Baldwin WWTP	0.0004	1	Lake	G-106
Munising WWTP	0.0004	1	Alger	G-1
Marquette CM	0.00037	3	Marquette	G-143
Dairy Farmers of America-Cass	0.00035	1	Tuscola	G-197
Gull Lake Sewer & Water Authority CM	0.00035	1	Kalamazoo	G-90
Marquette WWTP	0.00035	1	Marquette	G-146
Boyne City WWTP	0.0003	1	Charlevoix	G-22
Pontiac CM	0.0003	4	Oakland	G-168
Colonial Acres	0.00025	1	Kalamazoo	G-89
Leland Township CM	0.00025	2	Leelanau	G-109
Axletech TDC	0.0002	1	Oakland	G-160
Brighton Village MHP CM	0.0002	1	Livingston	G-120
Chikaming Township CM	0.0002	1	Berrien	G-8
Elba Twp-Lake Nepessing WWSL	0.0002	1	Lapeer	G-107
Howell Twp WWTP	0.0002	1	Livingston	G-124
Norton Shores CM	0.0002	1	Muskegon	G-157

Entity Name	Total Volume (MG)	Reported Events	County	Appendix Page #
Plummers Septic Tank Inc	0.0002	1	Kent	G-104
Port Austin WWTP	0.0002	1	Huron	G-66
Springrove MHC	0.0002	1	Oakland	G-170
Battle Creek CM	0.00015	1	Calhoun	G-15
Detroit Metro Wayne Co Airport	0.00015	1	Wayne	G-212
Bergland Twp WWSL	0.0001	1	Ontonagon	G-175
Davison Township CM	0.0001	1	Genesee	G-40
Mt Clemens WWTP	0.0001	1	Macomb	G-133
Shanty Creek Resort WWTF	0.0001	1	Antrim	G-5
Western Townships Utilities Authority	0.00009	5	Wayne	G-224
BASF-Wyandotte	0.000075	1	Wayne	G-210
Huron Medical Center	0.000075	1	Huron	G-65
Chain of Lakes SA WWTP	0.000063	1	Newaygo	G-158
Livingston County Drain Commission	0.000055	2	Livingston	G-126
GM-CPC-Romulus Engine	0.00005	2	Wayne	G-215
Augusta Township CM	0.00005	1	Washtenaw	G-202
Cass City WWTP	0.00005	1	Tuscola	G-196
City of Traverse City	0.00005	1	Grand Traverse	G-56
DTE Willow Gate Facility	0.00005	1	Washtenaw	G-203
Gaines Charter Township CM	0.00005	1	Genesee	G-43
GM Flint Complex	0.00005	1	Genesee	G-44
Kinross Twp WWTP	0.00005	1	Chippewa	G-24
Oscoda Twp WWTP Wurtsmith	0.00005	1	Iosco	G-83
White Lake Township CM	0.00005	1	Oakland	G-171
Belleville CM	0.00004	1	Wayne	G-210
Hudsonville CM	0.000035	2	Ottawa	G-181
Commerce Township CM	0.00003	1	Oakland	G-161
Plainwell CM	0.00003	1	Allegan	G-2
Wheatberry Restaurant & Tavern	0.00003	1	Berrien	G-14
Wixom WWTP	0.000025	1	Oakland	G-171
Franklin CM	0.00002	1	Oakland	G-165
Stockbridge WWSL	0.00002	1	Ingham	G-80
Country Estates MI LLC	0.000015	1	Oakland	G-162
Muskegon Co WWMS Metro WWTP	0.000015	1	Muskegon	G-156
General Motors LLC-Lansing Grand River	0.000001	1	Ingham	G-68
Total SSO	**7,542**	**298**		
Total excluding discharge from Connor Creek RTB (GLWA) due to high river levels	**307**	**297**		

How Does 2019 Compare to Previous Years?

A summary of the number of annual SSO events and the annual discharge volume for the past seventeen years are represented below.

Figure 8: Number of SSO Events/Year

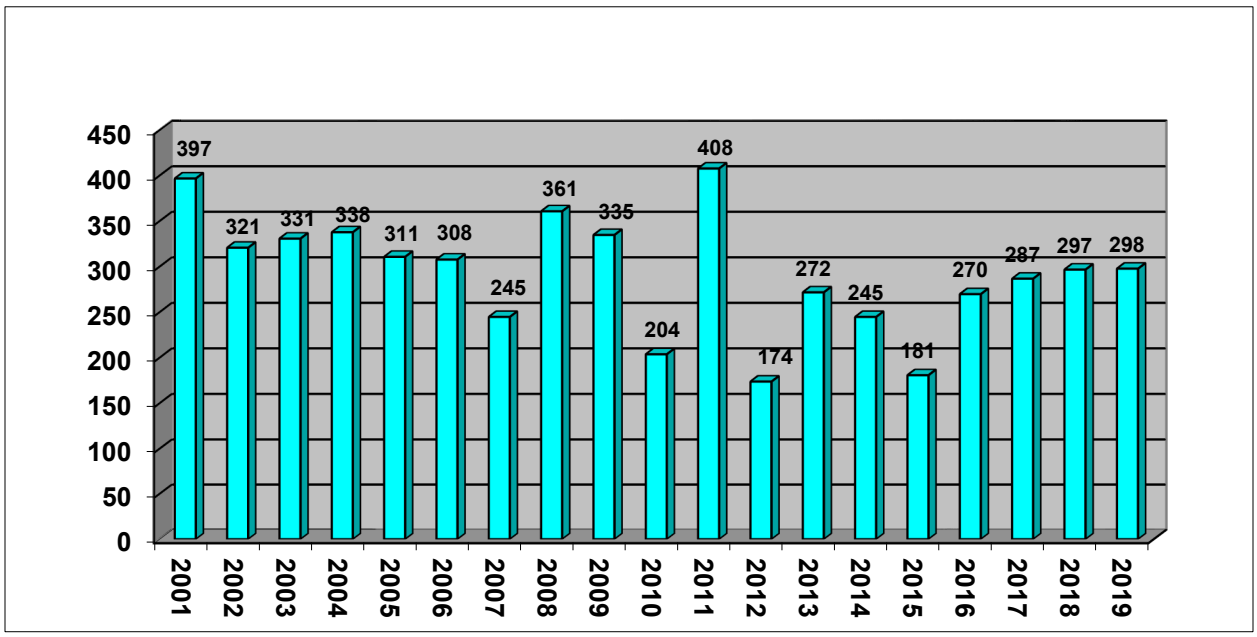

Figure 9: SSO Total Volume/Year (in Millions of Gallons)
*excluding discharge from Connor Creek RTB (GLWA) due to high river levels

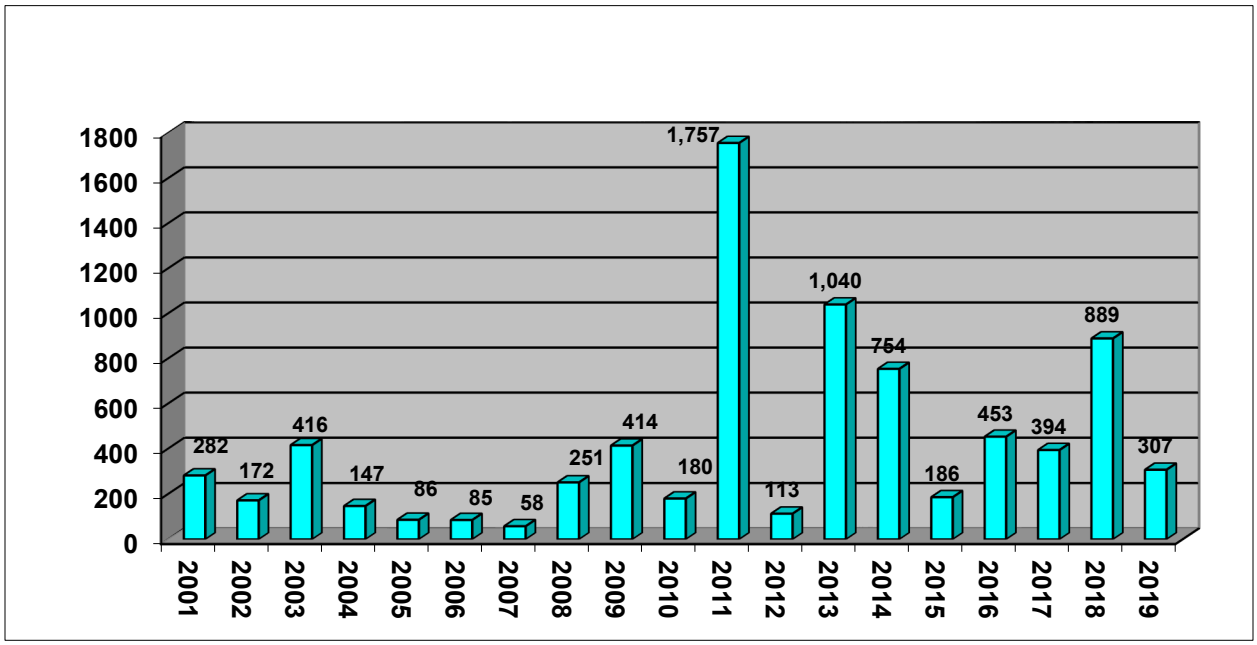

As discussed in the CSO/RTB section, record precipitation totals in 2019 resulted in a marked increase in discharges compared to the relatively dry years, such as 2015.

EGLE continues to review SSO events to determine where corrective actions are needed to ensure that sewer systems are able to handle a 25-year, 24-hour storm event without having SSOs, in accordance with EGLE's SSO Policy Statement and Clarification Statement.

2019 SSO Progress Report

The summaries below illustrate some statewide projects aimed at controlling SSO discharges. These examples further demonstrate the ongoing progress that communities are making toward achieving the goals of the state SSO Program and complying with associated state and federal laws.

- Macomb Interceptor Drain (MID)

  In December 2016 a section of the 11-foot diameter interceptor of the MID collapsed in the city of Fraser. The collapse severely restricted the capacity of the interceptor, resulting in an SSO to prevent sewage from backing up in basements.

  The MID entered into an ACO with EGLE on September 18, 2017. The ACO requires the MID to conduct a detailed inspection of the collection system, which has been completed. Additionally, an inspection report with the schedule of necessary repair work has been conducted and repair work is underway.

- City of Warren

  The city of Warren has a history of SSOs and blending at the WWTP. The city has installed relief sewers to increase the capacity of the collection system. The reissued NPDES Permit requires the city to eliminate SSOs and stop blending at the WWTP, in accordance with the SSO Policy, by October 1, 2021.

  The city has started construction of upgrades to the 9 Mile pump station, additional relief sewers, and a wet-weather detention basin to meet EGLE's SSO Policy. The NPDES requires construction to be completed by October 1, 2021.

- City of Durand

  The city of Durand entered into an ACO with EGLE on July 5, 2017. The previous ACO was terminated. The city has completed all the corrective programs of the ACO, such as upgrading two pump stations and performing 7,000 feet of sewer lining to remove infiltration, inflow, and wet-weather flows. The city is currently performing flow monitoring as part of their PPC requirements per the ACO. WWTP flows during wet-weather have been lower than they have been in past years since the sewer lining has been completed.

- Gogebic-Iron Wastewater Authority (GIWA) WWTP

  This facility has worked to eliminate overflows to the Montreal River and bypassing of secondary treatment process. The GIWA allocates their design capacity of 3.4 million

gallons to the contributing municipalities of Ironwood, Michigan (2.46 million gallons per day [MGD]); Hurley, Wisconsin (0.624 MGD); and Ironwood Township, Michigan (0.316 MGD). During the 10-year period from 2001-2010, the annual average flow conveyed to the GIWA WWTP was reduced by 25 percent. Since 2006, the city of Hurley replaced 25,000 feet of sanitary sewer and installed 6,000 feet of sewer lining. During years 2011 and 2012, Ironwood Township completed sewer upgrades with two projects at a cost of $1.5 and $0.3 million, respectively. The city of Ironwood sewer upgrade projects 1-3 since 2010 included over $10 million in improvements. The NPDES Permit requires a PPC to be completed by October 1, 2019, to demonstrate conformance with EGLE's SSO Policy. The city of Ironwood was awarded $0.726 million and Ironwood Township received $0.279 million in Storm Water, Asset Management, and Wastewater (SAW') funding to evaluate sewer integrity and prioritize upgrades through an asset management program. The city of Ironwood received funding from the United States Department of Agriculture and Rural Development ($1.685 million) for sewer upgrade 4.

- City of Adrian

  The city completed a seven-phase project to reduce extraneous wet-weather flows in the sanitary sewers in the River Interceptor Area. The completed phases included identification of problem areas; supplemental investigations; removal of extraneous sources of flow; redirection of service laterals; manhole restoration and replacement; additional sewer rehabilitation; and design and construction of the replacement sewer in the upper section of the River Interceptor. A PPC confirmed that the system meets EGLE's SSO Policy requirements.

- Clinton Township

  The township has been working to eliminate SSOs from seven overflow pumps in two sewer districts since the early 2000s. They have completed infiltration and inflow reduction projects, including sewer lining, manhole rehabilitation, and footing drain disconnection pilot projects. The township has since installed several relief sewers and corrected hydraulic restrictions. The township spent approximately $30 million to date to eliminate SSOs.

City of Centerline

The city of Centerline in Macomb County reported SSOs in their sewerage system starting in 2000. On August 24, 2001, Administrative Consent Order ACO-SW01-006 was entered for the city to eliminate their SSOs at various locations and also to remain within their total peak flow contract capacity with the Great Lakes Water Authority. The city first invested $9.14 million to eliminate SSOs and convert their 24" gravity outlet sewer to a force main. In 2015 the city installed an electric valve actuator at the SSO gate to further reduce SSO volumes to the Lorraine Drain. The city did not certify the project, and they are currently working on a Corrective Action Program to further reduce flow to meet EGLE's SSO Policy.

This Report was Prepared by:

MICHIGAN DEPARTMENT OF
ENVIRONMENT, GREAT LAKES, AND ENERGY

Water Resources Division

Internet Address:
Michigan.gov/EGLE

Liesl Eichler Clark, Director

Special thanks to the following technical staff and managers that contribute annually towards the development of this report: Philip Argiroff, Charles Hill, Dennis Ryan, and the many staff in field operations that review the data and populate the database throughout the year.

Report Coordinator: Dan Beauchamp

NATURAL RESOURCES AND ENVIRONMENTAL PROTECTION ACT (EXCERPT)
Act 451 of 1994

324.3112a Discharge of untreated sewage from sewer system; notification; duties of municipality; legal action by state not limited; penalties and fines; definitions.

Sec. 3112a.

(1) Except for sewer systems described in subsection (8), if untreated sewage or partially treated sewage is directly or indirectly discharged from a sewer system onto land or into the waters of the state, the person responsible for the sewer system shall immediately, but not more than 24 hours after the discharge begins, notify the department; local health departments as defined in section 1105 of the public health code, 1978 PA 368, MCL 333.1105; a daily newspaper of general circulation in the county or counties in which a municipality notified pursuant to subsection (4) is located; and a daily newspaper of general circulation in the county in which the discharge occurred or is occurring of all of the following:
(a) Promptly after the discharge starts, by telephone or in another manner required by the department, that the discharge is occurring.
(b) At the conclusion of the discharge, in writing or in another manner required by the department, all of the following:
(i) The volume and quality of the discharge as measured pursuant to procedures and analytical methods approved by the department.
(ii) The reason for the discharge.
(iii) The waters or land area, or both, receiving the discharge.
(iv) The time the discharge began and ended as measured pursuant to procedures approved by the department.
(v) Verification of the person's compliance status with the requirements of its national pollutant discharge elimination system permit or groundwater discharge permit and applicable state and federal statutes, rules, and orders.

(2) Upon being notified of a discharge under subsection (1), the department shall promptly post the notification on its website.

(3) Each time a discharge to surface waters occurs under subsection (1), the person responsible for the sewer system shall test the affected waters for E. coli to assess the risk to the public health as a result of the discharge and shall provide the test results to the affected local county health departments and to the department. The testing shall be done at locations specified by each affected local county health department but shall not exceed 10 tests for each separate discharge event. The requirement for this testing may be waived by the affected local county health department if the affected local county health department determines that such testing is not needed to assess the risk to the public health as a result of the discharge event.

(4) A person responsible for a sewer system that may discharge untreated sewage or partially treated sewage into the waters of the state shall annually contact each municipality whose jurisdiction contains waters that may be affected by the discharge. If those contacted municipalities wish to be notified in the same manner as provided in subsection (1), the person responsible for the sewer system shall provide that notification.

(5) A person who is responsible for a discharge of untreated sewage or partially treated sewage from a sewer system into the waters of the state shall comply with the requirements of its

national pollutant discharge elimination system permit or groundwater discharge permit and applicable state and federal statutes, rules, and orders.

(6) This section does not authorize the discharge of untreated sewage or partially treated sewage into the waters of the state or limit the state from bringing legal action as otherwise authorized by this part.

(7) The penalties and fines provided for in section 3115 apply to a violation of this section.

(8) For sewer systems that discharge to the groundwater via a subsurface disposal system, that do not have a groundwater discharge permit issued by the department, and the discharge of untreated sewage or partially treated sewage is not to surface waters, the person responsible for the sewer system shall notify the local health department in accordance with subsection (1)(a) and (b), but the requirements of subsections (2), (3), (4), and (5) do not apply.

(9) As used in this section:
(a) “Partially treated sewage” means any sewage, sewage and storm water, or sewage and wastewater, from domestic or industrial sources that meets 1 or more of the following:
(i) Is not treated to national secondary treatment standards for wastewater or that is treated to a level less than that required by the person's national pollutant discharge elimination system permit.
(ii) Is treated to a level less than that required by the person's groundwater discharge permit.
(iii) Is found on the ground surface.
(b) “Sewer system” means a public or privately owned sewer system designed and used to convey or treat sanitary sewage or sanitary sewage and storm water. Sewer system does not include an on-site wastewater treatment system serving 1 residential unit or duplex.
(c) “Surface water” means all of the following, but does not include drainage ways and ponds used solely for wastewater conveyance, treatment, or control:
(i) The Great Lakes and their connecting waters.
(ii) Inland lakes.
(iii) Rivers.
(iv) Streams.
(v) Impoundments.
(vi) Open drains.
(vii) Other surface bodies of water.

History: 1994, Act 451, Eff. Mar. 30, 1995 ;-- Am. 1998, Act 3, Imd. Eff. Jan. 30, 1998 ;-- Am. 2000, Act 286, Imd. Eff. July 10, 2000 ;-- Am. 2004, Act 72, Imd. Eff. Apr. 20, 2004
Popular Name: Act 451

324.3112c Discharges of untreated or partially treated sewage from sewer systems; list of occurrences; “partially treated sewage” and “sewer system” defined.

Sec. 3112c.

(1) The department shall compile and maintain a list of occurrences of discharges of untreated or partially treated sewage from sewer systems onto land or into the waters of the state that have been reported to the department or are otherwise known to the department. This list shall be made available on the department's website on an ongoing basis. In addition, the department shall annually publish this list and make it available to the general public. The list shall include all of the following:
(a) The entity responsible for the discharge.
(b) The waters or land area, or both, receiving the discharge.
(c) The volume and quality of the discharge.
(d) The time the discharge began and ended.
(e) A description of the actions the department has taken to address the discharge.
(f) Whether the entity responsible for the discharge is subject to a schedule of compliance approved by the department.
(g) Any other information that the department considers relevant.

(2) As used in this section:
(a) “Partially treated sewage” means any sewage, sewage and storm water, or sewage and wastewater, from domestic or industrial sources that is not treated to national secondary treatment standards for wastewater or that is treated to a level less than that required by a national pollutant discharge elimination system permit.
(b) “Sewer system” means a sewer system designed and used to convey sanitary sewage or storm water, or both.

History: Add. 2000, Act 287, Imd. Eff. July 10, 2000
Popular Name: Act 451

BACKGROUND INFORMATION ON DISCHARGES

Introduction

Raw and inadequately treated sewage discharged from municipal and privately-owned sewer systems is an environmental and public health problem that has plagued Michigan for decades. The State of Michigan took a more aggressive approach to address these discharges in 1988 by initiating an aggressive Combined Sewer Overflow (CSO) control strategy and, in the year 2000, by adopting a Sanitary Sewer Overflow (SSO) control strategy. Detailed information about the Michigan CSO control strategy and its history and progress can be found in the 2007 CSO/SSO Annual Report. Regarding SSO control, local units of government were called upon to help protect Michigan's waters as part of the 2000 initiative. With significant stakeholder participation, EGLE adopted the SSO Policy Statement in 2002, which establishes criteria for SSO correction. This report is one step in addressing these types of discharges for the people of Michigan. Specifically, it defines and publicizes the extent of this statewide problem and the actions being taken to control these discharges.

What Is the Difference between a Sanitary Sewer System and a Combined Sewer System?

In order to understand the difference between a CSO and an SSO, it is necessary to understand some basics of sewer system design. Separate sanitary sewers are designed to carry only sanitary sewage to a wastewater treatment plant (WWTP) (see Figure 1); storm water is directed to a nearby river, lake, or stream via storm sewers. In urbanized areas, efforts are underway to address pollution issues related to discharges from separate storm water systems. For more information related to the Municipal Separate Storm Sewer System (MS4) permit program, please visit: Michigan.gov/EGLEStormWater. Combined sewer systems are generally older sewer systems designed to convey both sewage and storm water (combined in one pipe) to a WWTP (see Figure 2). Generally, combined sewer systems were designed with overflow points in the sewer system and/or at the WWTP. This is because the system cannot handle the entire volume of water that is associated with some larger storm water events.

The corrective action to address wet weather-related SSOs is to eliminate the discharge up to a specified rain event by drying up the system, installing retention facilities, and/or to increase transportation and/or treatment capacity of the sewerage system. The corrective action to address CSOs is to separate the sewer system and/or to install an adequate capture and treatment system. As part of final corrective action programs, many combined sewer systems have installed or are installing Retention Treatment Basins (RTB), which are designed to capture the combined sewage and rainwater that would otherwise flow to surface waters untreated. These basins hold the combined sewage long enough to provide treatment and disinfection before the combined sewage is discharged into waters of the state during periods of intense precipitation (see Figure 3). These basins also capture sewer system releases during smaller rainfall events and return all the captured sewage and rainwater back to the system to be routed to the WWTP for treatment.

In general, what are SSOs, CSOs, and RTB discharges?

SSOs are releases of raw sewage from separate sanitary sewer collection systems, which are designed to carry sanitary sewage but not storm water. CSOs (untreated discharge) are releases of raw sewage from older combined sewer collection systems designed to carry both sanitary sewage and storm water. Both CSO and SSO events can discharge untreated human and industrial waste, toxic materials, debris, and disease-causing organisms onto the ground or into our rivers, lakes, or streams. RTB discharges are treated discharges from facilities installed to collect and treat combined sewer system overflows. RTBs are designed to meet wastewater discharge permit requirements and be protective of water quality and public health.

Figure 1: Separate Sewer System

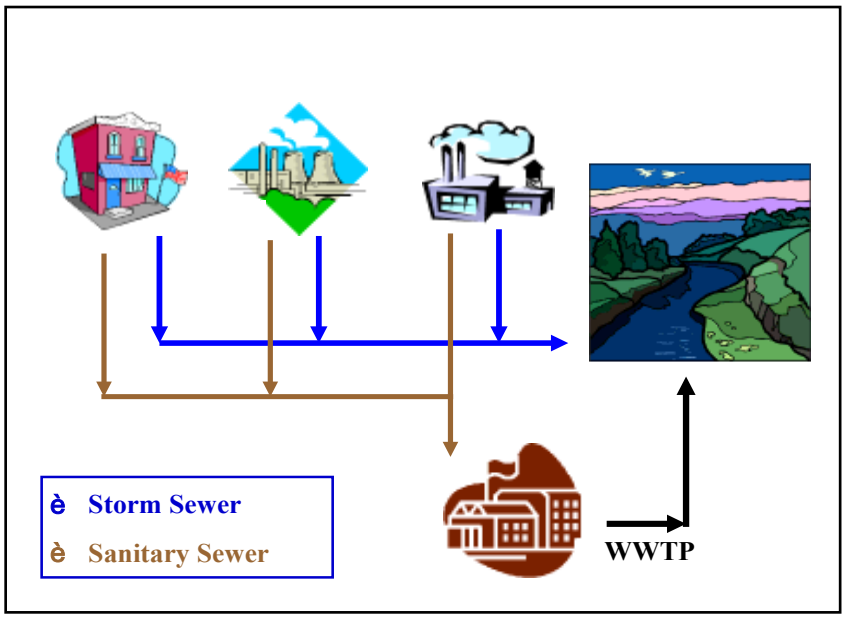

WWTP = wastewater treatment plant

Figure 2: Combined Sewer System—Dry Weather Conditions

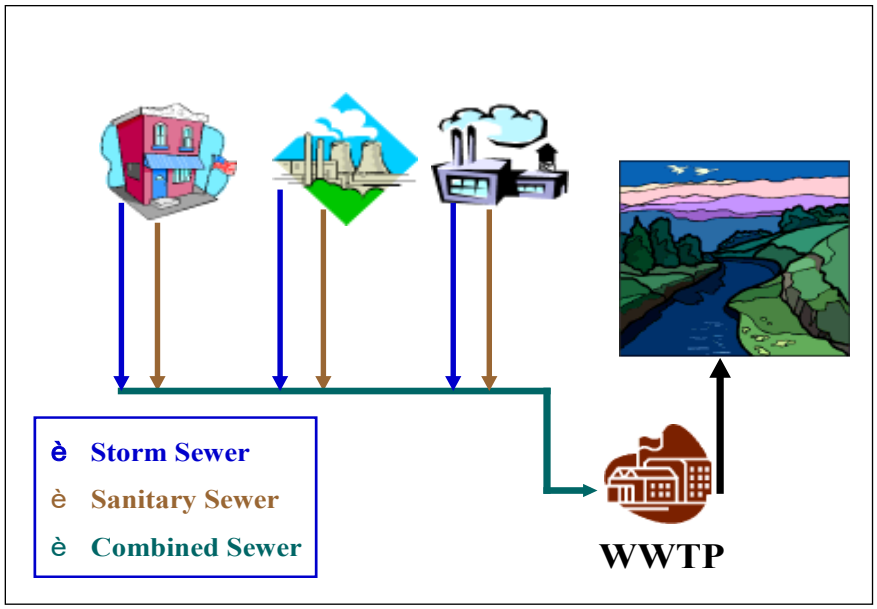

WWTP = wastewater treatment plant

Figure 3: Combined Sewer System—Wet-Weather Conditions

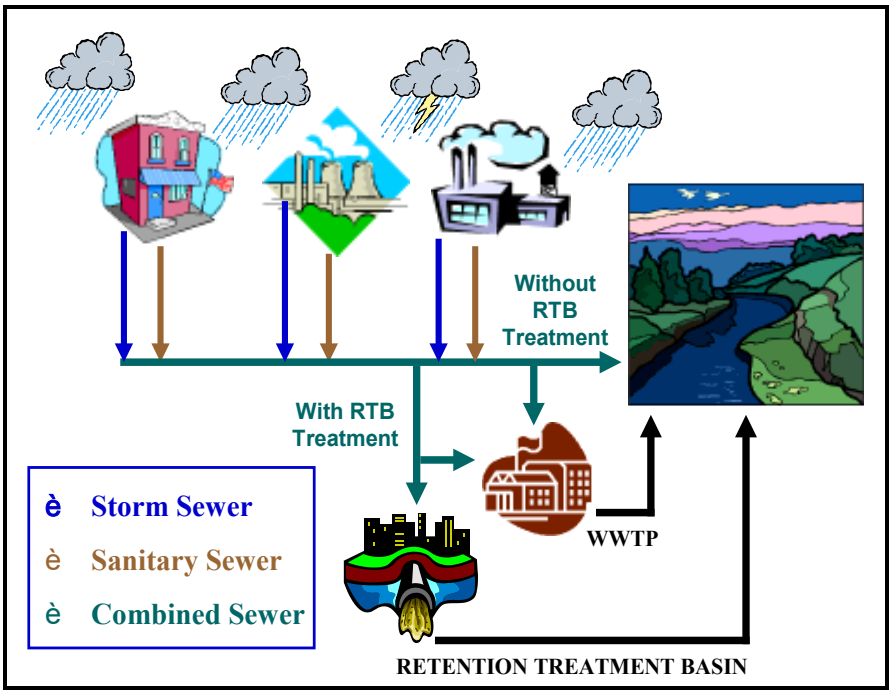

RTB = retention treatment basin

WWTP = wastewater treatment plant

What Laws Require Reporting of Releases?

Section 324.3112(a) of the Natural Resources and Environmental Protection Act, 1994 PA 451, as amended (NREPA), requires responsible parties to report releases of untreated or partially treated sanitary sewage. Section 324.3112(c) of the NREPA requires an annual reporting of these releases. This section was added in July 2000. EGLE has produced this report as a means of providing the public with information regarding known discharges of untreated and partially treated sewage to land and waters of the state.

Although discharges from RTBs are required to be reported as a "partially treated" discharge, these discharges are designed to be fully compliant with permit requirements and protect water quality and public health.

Prior to 2004, only releases from municipalities were required to be reported. However, in 2004, Section 324.3112a was amended to include reporting of treated and partially treated sewage releases from private systems (system serving more than a duplex).

Additionally, on January 8, 2018, the United States Environmental Protection Agency published the final Public Notification Requirements for Combined Sewer Overflows to the Great Lakes. The new rule requires all CSO permittees to develop a notification plan, to provide public notification of CSOs within four hours of becoming aware of the discharge, to submit supplemental notification within seven days, and to provide an annual report with information about all CSOs.

Who Will Let Me Know Whether the Water Is Safe for Swimming, Fishing, or Canoeing?

When raw or partially treated sewage is released into a river, lake, or stream, the responsible party is required to notify the local health department and others as specified in the law. The local health department may sample, or may require the responsible party to sample, the water body that received the sewage discharge. If the discharge poses a public health threat, then the local health department is responsible for issuing a public health advisory to notify people of the dangers associated with river or lake water contact.

Additionally, the local health department gathers information related to health aspects of water pollution for public and semi-public beaches (this activity may not be specifically related to untreated or partially treated releases). They issue swimming advisories and track reported illnesses related to waterborne organisms. Some local health departments provide citizens with information and resources to do their own beach monitoring.

More information about water quality monitoring related to health aspects of water pollution, including a list of local health departments with phone numbers can be found through the State of Michigan Beach Monitoring Web site at: www.egle.state.mi.us/beach. Phone books also contain local health department contact information. When searching the phone book, look for either the county health department or the district health department for your area.

How Does Intergovernmental Cooperation Help Fund Infrastructure Improvements?

The Clean Water State Revolving Fund (CWSRF or SRF) and the Strategic Water Quality Initiatives Fund (SWQIF) remain the primary sources of financial assistance for local units of

government facing wastewater infrastructure investment needs. The SRF was created in 1989 and capitalized with federal grant funds and a required state match. The SRF has tendered just over $4.7 billion in loan assistance to Michigan communities for the construction, expansion, and upgrade of publicly owned sewers and wastewater treatment facilities.

The passage of the $1 billion Great Lakes Water Quality Bond referendum in November 2002 (Proposal 2) provides additional capital into the SRF. That vote also created the SWQIF, another revolving loan fund that provides low interest loan assistance for wastewater system improvements that remain in private ownership. The portion of Proposal 2 monies dedicated to the SWQIF is available for projects that remove clear water from sewer leads on private property (often a component of successful SSO projects) or for projects to upgrade or replace failing on-site wastewater systems. A portion of these funds ($80 million) was used to provide grants to assist loan applicants with completing the planning and design of their projects. The revolving funds will operate in perpetuity and result in significant cost savings for system owners and users compared to open market financing alternatives, while remaining the primary source of funding for water quality protection efforts in the state.

Passage of Proposal 2 also resulted in funding for the Storm Water, Asset Management, and Wastewater (SAW) Program. The SAW Program was created in January 2013 from legislation enacted to establish grants for asset management plan development, storm water plan development, testing and demonstration of innovative technology, sewage collection and treatment plan development, and state-funded loans to construct projects identified in the asset management plans and implementation of successful innovative technology. A total of $450M is allocated to provide grants and loans under SAW. A grant recipient must proceed with a project for which grant funding is provided within three years of grant award. For the asset management grant, this means significant progress as determined by EGLE toward achieving the funding structure to implement the asset management program. SAW funding will aid in planning and constructing projects that will further protect Michigan's valuable water resources. In December 2013, the SAW grant and loan applications were received, and in April 2014 it was announced that over 92 recipients throughout the State were selected for a total of over $97 million in grants and loans. Additionally, in October 2014, $94 million in SAW grants and loans were awarded to over 117 recipients, in October 2015, $100 million in SAW grants and loans were awarded to 134 recipients, in October 2016, $97 million in SAW grants and loans were awarded to 137 recipients and in in December 2017, $65 million in SAW grants were awarded to 83 recipients and in May 2018, $8.2 million in SAW grants were awarded to 13 recipients.

Who Do I Contact for More Information?

While compiling the information in this report, EGLE identified some data integrity issues and other related problems. These problems and issues were eliminated whenever possible. EGLE has made sincere efforts to assure the accuracy of this report, which is intended for informational purposes only. If you believe the information is inaccurate or if you have any questions or concerns regarding the information contained in the report, please contact the appropriate district office for your area.

For additional information regarding the State of Michigan's overall CSO/SSO control strategies and policies, or questions regarding specific events, please contact the appropriate district office

for your area. More information, including a continually updated database of reported events can be found on-line at Michigan.gov/SewageDischarge.

Retention Treatment Basin (RTB), Combined Sewer Overflow (CSO), Sanitary Sewer Overflow (SSO) Staff

www.mi.gov/sewagedischarge

Bay City District Office: 401 Ketchum Street, Suite B, Bay City 48708
Cadillac District Office: 120 W. Chapin St, Cadillac 49601
Gaylord District Office: 2100 West M-32, Gaylord 49735
Grand Rapids District Office: 5th Fl. 350 Ottawa Ave NW, Grand Rapids 49503
Jackson District Office: 301 E. Louis Glick Hwy, Jackson 49201
Kalamazoo District Office: 7953 Adobe Road, Kalamazoo 49009
Lansing District Office: PO Box 30242, 525 W. Allegan, Lansing 48909
Marquette District Office: 1504 W. Washington St., Marquette 49855
Warren District Office: 27700 Donald Court, Warren 48092

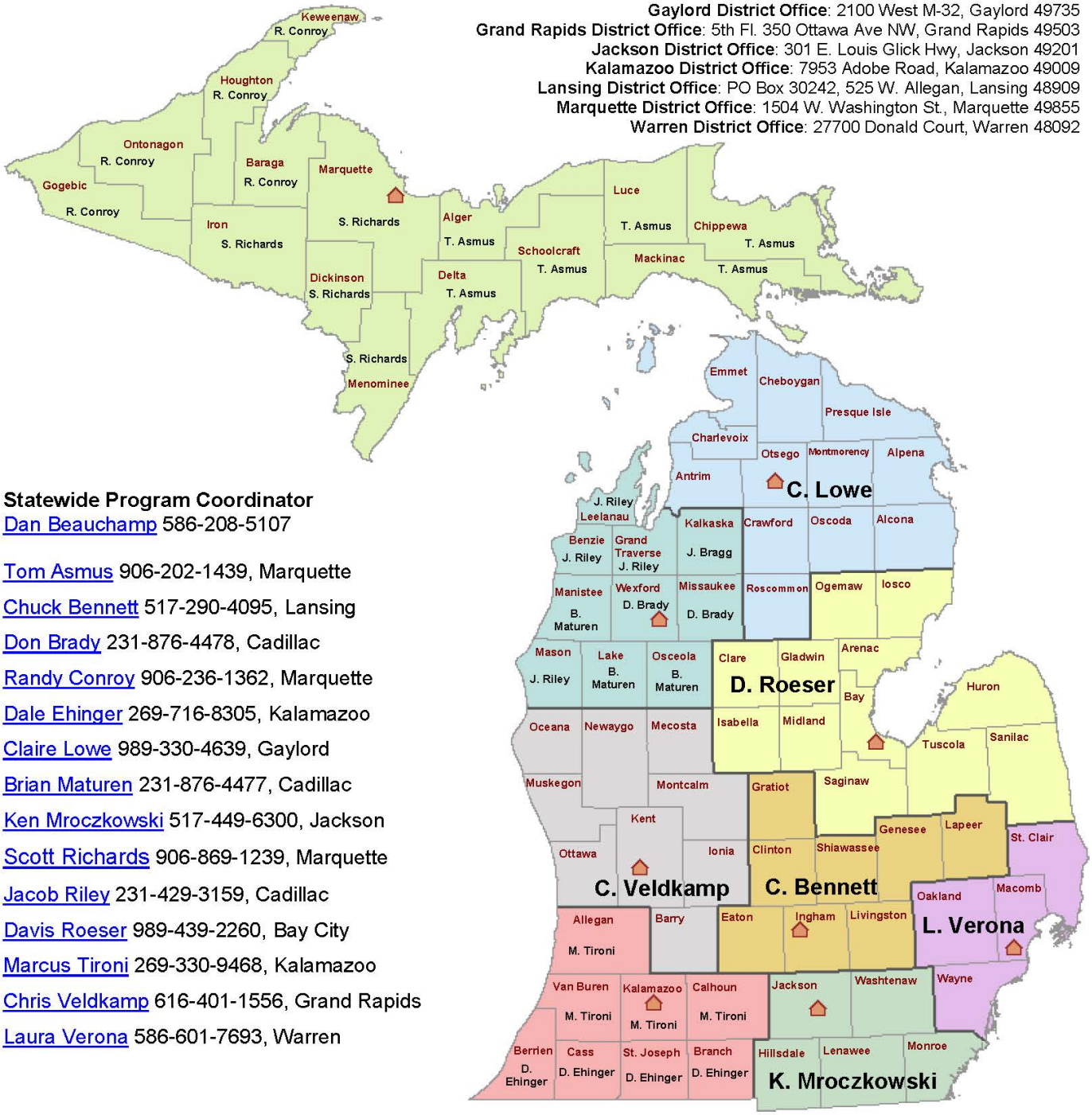

Statewide Program Coordinator
Dan Beauchamp 586-208-5107

Tom Asmus 906-202-1439, Marquette
Chuck Bennett 517-290-4095, Lansing
Don Brady 231-876-4478, Cadillac
Randy Conroy 906-236-1362, Marquette
Dale Ehinger 269-716-8305, Kalamazoo
Claire Lowe 989-330-4639, Gaylord
Brian Maturen 231-876-4477, Cadillac
Ken Mroczkowski 517-449-6300, Jackson
Scott Richards 906-869-1239, Marquette
Jacob Riley 231-429-3159, Cadillac
Davis Roeser 989-439-2260, Bay City
Marcus Tironi 269-330-9468, Kalamazoo
Chris Veldkamp 616-401-1556, Grand Rapids
Laura Verona 586-601-7693, Warren

EGLE
MICHIGAN DEPARTMENT OF ENVIRONMENT, GREAT LAKES, AND ENERGY

Water Resources Division

www.michigan.gov/wrd ↔ 517-284-5567

6/12/2019

Report Terms and Acronyms

For the purposes of this report, the following terms and acronyms are described below:

Explanation of Report Headings:

Submission ID: A unique internal EGLE tracking number assigned to an event. If you have questions about a specific event, or need additional information, providing this number to EGLE district office staff in your area will assist them in finding the correct information.

Start Date/Time: The date and time the discharge event began. If there were multiple discharge locations associated with a single event, all discharging at different dates/times, then this is the date/time of the earliest discharge.

End Date/Time: The date and time the discharge event ended. If there were multiple discharge locations associated with a single event, all discharging at different dates/times, then this is the date/time of the latest discharge.

Event Volume: Total discharge volume for the event (in millions of gallons) reported by the responsible party. This value ***can*** be an estimated value as is often the case with SSOs. When the report lists 'Not Specified,' no volume information was reported to EGLE.

Discharge Quality: Description of the quality of the wastewater discharged. See *Acronym/Definitions* section below for detailed explanations.

Location of Discharge: Narrative description of wastewater discharge location(s). It provides information about receiving waters and/or land areas impacted by the discharge.

Control Program: This area of the report provides information and status of the permittee's long-term control program corrective actions as contained in their National Pollutant Discharge Elimination System (NPDES) permit.

Outfall Corrective Actions: For SSOs, this area of the report provides information regarding corrective actions taken to reduce/eliminate future discharges from a particular SSO outfall discharge location (Note: These corrective actions do not pertain to a specific discharge event or to the owner of the sewer system as a whole).

Outfall Location: The three-digit number is the permittee's outfall discharge location as listed in their NPDES permit

Definitions/Acronyms:

Adequately Treated: RTB discharges that have been demonstrated to meet Water Quality Standards or discharges from an RTB that was designed to meet the presumptive regulatory approach.

Clear Water: Clear Water is non-sanitary or nonindustrial wastewater that may enter the sewer system. It includes, but is not limited to: groundwater that seeps in through cracks in the sewer pipes; rainwater or snowmelt that flows into the sanitary system through improperly connected roof drains; groundwater that enters from footing drains and sump pumps; and storm water that enters when storm sewers are inadvertently connected to the sanitary sewer.

Collection System: System of subsurface sewer pipes designed and used to convey either

sanitary sewage or both sanitary sewage and storm water to a wastewater treatment plant.

Combined Sewer: Sanitary sewage and storm water are conveyed in the same (combined) sewer pipe.

CSO: Combined Sewer Overflow (untreated discharge), a wet-weather related, untreated discharge from a combined sewer collection system.

Demonstrative Regulatory Approach: For RTBs that are built based on approved designs that are less conservative than the "presumptive approach" and, therefore, require an evaluation upon completion of construction to demonstrate that the treated discharges meet Water Quality Standards.

EGLE: Michigan Department of Environment, Great Lakes, and Energy.

Diluted Sanitary Sewage: Sanitary sewage diluted with rainwater, snowmelt, or groundwater.

Infiltration/Inflow (I/I): Rainwater, snowmelt, or groundwater flowing into separate sanitary or combined sewers, typically introduced via connected roof downspouts and/or building footing drains or infiltrating into the pipe through cracks in the pipe walls or joints.

MG: Million Gallons, e.g., 24,000 gallons = 0.024 MG

NPDES Permit: National Pollutant Discharge Elimination System Permit. A permit issued by EGLE, authorized under the federal Clean Water Act, to discharge treated wastewater to waters of the United States.

Outfall: Point of discharge of treated, partially treated, or untreated wastewaters to surface waters of the state.

Partially Treated Sewage: Any sewage, sewage and storm water, or sewage and wastewater, from domestic or industrial sources that meets one or more of the following: (1) Is not treated to national secondary treatment standards for wastewater or that is treated to a level less than that required by the person's NPDES Permit; (2) Is treated to a level less than that required by the person's Groundwater Discharge Permit; and (3) Is found on the ground surface (Section 324.3112c of the NREPA).

Presumptive Regulatory Approach: For RTBs that are designed using a conservative engineering approach. In this approach, meeting Water Quality Standards (WQS) is assumed and there is no need for a demonstration following completion of construction.

Raw Sewage: Untreated sanitary sewage.

RTB: Retention Treatment Basin or equivalent facility used for control and treatment of CSOs.

Separate Sanitary Sewer: Separate sanitary sewer pipe, designed to convey only sanitary sewage and minor amounts of I/I to a wastewater treatment facility.

Sewer System: A public or privately-owned wastewater collection facility designed and used to convey or treat sanitary sewage or sanitary sewage and storm water. Sewer system does not include an on-site wastewater treatment system serving one residential unit or duplex.

SSO: Sanitary Sewer Overflow (raw or inadequately treated discharge), a discharge from the

sanitary sewer collection system, and a dry weather discharge from a combined sewer collection system.

Surface Waters of the State: e.g., rivers, streams, creeks, lakes, some open ditches, and wetlands (as opposed to groundwaters, i.e., aquifers).

Twp: Township

WQS: Water Quality Standards are regulations that establish the uses for which surface waters of the state are protected and include numeric and narrative criteria to protect those uses.

WWTP: Wastewater Treatment Plant or other treatment facility such as a treatment lagoon.

Wastewater Treatment

How is Wastewater Treated?

Sanitary wastewater treatment involves various stages; generally there is primary and secondary treatment, then a disinfecting stage. During the first stage, called primary treatment, 40 percent to 50 percent of the solids in the influent (wastewater from homes and businesses) are removed from the waste stream. The technology often used in the primary treatment stage includes bar screens (that remove trash), grit chambers (that slow down the flow to let sand, grit, and solids settle and be removed), and sedimentation tanks (that allow particles to settle and be removed).

During the secondary treatment stage, the treatment process continues to remove pollutants such that, following secondary treatment, 85 percent to 90 percent of the influent pollutants have been removed from the waste stream. One method of this type of treatment includes an aeration tank followed by a secondary sedimentation tank. In the aeration tank, air is mixed into the waste stream and microorganism concentrations are kept high to speed the consumption of the organic matter. In the secondary sedimentation tank, the microorganisms and other solids settle to the bottom so they can be removed. After secondary treatment, a disinfectant such as chlorine is often used to kill disease-causing organisms before the wastewater leaves the treatment plant.

Figure 4: Wastewater Treatment Process

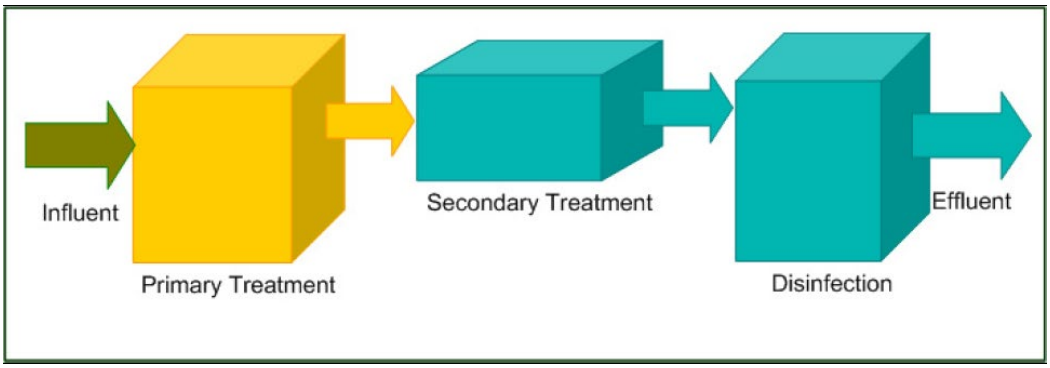

This report summarizes the discharge events of untreated or partially treated sewage from sewer systems. Most of these discharge events are classified as CSOs, RTBs, or SSOs, which are discussed at length elsewhere in this report. Other types of events that are reported are from blending and bypassing which happens at the wastewater treatment facility. These types of discharges are discussed below.

What is Blending?

As a result of wet-weather events, some WWTPs experience higher influent flows due to significant levels of I/I (see definition on page B-8) in the associated separate sanitary sewer system. In order to accommodate these higher influent flows in their wastewater treatment

operations, some WWTPs have a “blending” option at their facilities (“blending” used in this discussion does not include combined sewer systems). Generally during blending, the wastewater receives primary treatment and disinfection but a portion of the wastewater will not receive secondary treatment. The term blending generally refers to the mixing of the wastewater that received full (i.e., secondary) treatment with a component of primary-treated wastewater that has been diverted around the secondary treatment process (see Figure 5 below). This mixed wastewater is disinfected and then discharged from the facility.

Figure 5: Wastewater Treatment Process - Blending Condition

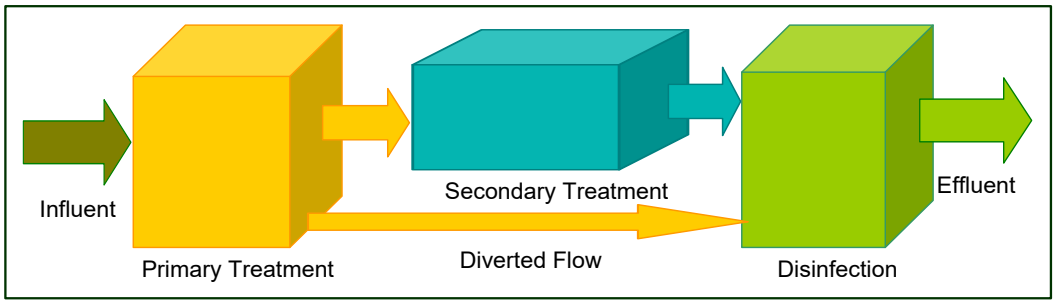

The term “blending” is used specifically for an anticipated wet-weather treatment scenario approved by EGLE through issuance of an NPDES permit. The approval is an interim means to address higher influent flows as a result of wet-weather conditions during storms at or below EGLE remedial design standard. Currently, there are very few approved blending scenarios in Michigan, and EGLE is working with these municipalities to eliminate these remaining blending authorizations. It is important to note that the discharges associated with these approved blending scenarios are required by the NPDES permit to produce effluent quality that complies with the Michigan WQS. Although Michigan has a small percentage of facilities that have approved blending through an NPDES permit, in other states many facilities engage in this practice under their NPDES permits.

Data in Appendix C contains blended effluent discharges reported in 2019 for facilities with approved blending scenarios in their NPDES permit. There were 3 blending events reported in 2019 representing a volume of 346 million gallons.

<u>What is Bypassing?</u>

Bypassing is the diversion of waste streams from any portion of a treatment facility other than approved blending described above. Similar to blending, bypassing can be the result of elevated influent flows due to wet-weather events. However, bypassing may occur in the absence of a wet-weather event due to equipment failure or some other difficulties at the WWTP. In contrast to blending, bypassing is not a preapproved treatment scenario and is not authorized in NPDES permits except to prevent loss of life, personal injury, or severe property damage. Further, unlike the approved blending scenarios, the discharges associated with bypassing events may or may not be compliant with the Michigan WQS. Instead, this wastewater is variable and often partially treated (usually through the treatment train up to the

process unit that failed). For example, using the wastewater process shown in Figure 4, if a malfunction shut down the mechanical disinfection system, then the wastewater would have received secondary treatment (Figure 4) but not disinfection, and this would be considered a bypass. In general, EGLE requires that the factors contributing to the occurrence of the bypass event be corrected as soon and as aggressively as is feasible.

Data in Appendix D contains bypass effluent discharges reported in 2019. There were 91 bypass events reported in 2019 representing a volume of 279 million gallons.

Combined Sewer Overflows and Retention Treatment Basins

What are Combined Sewer Overflows and What Causes Them?

Combined sewer systems are sewers that are designed to collect snowmelt, rainwater runoff, domestic sewage, and industrial wastewater in the same pipe. Most of the time, combined sewer systems transport all of their wastewater to a sewage treatment plant where it is treated and then discharged to a water body. During periods of heavy rainfall or snowmelt, however, the wastewater flow rate in a combined sewer system can exceed the capacity of the sewer system or treatment plant. For this reason, combined sewer systems were designed to overflow occasionally during wet-weather and discharge excess wastewater directly to nearby streams, rivers, or other water bodies. Historically, CSOs were among the major sources for beach closings and other water quality impairments.

How are CSOs Addressed?

CSOs are a problem nationwide. Michigan initiated a CSO Control Program in 1988, and in 1994 the federal government developed a nationwide CSO Control Policy. This policy suggested that states use an enforceable mechanism, preferably the permit program that was initiated by the federal Clean Water Act (called the National Pollutant Discharge Elimination System) to require CSO communities to implement interim measures referred to as “nine minimum controls” by January 1, 1997, and to develop CSO Long-Term Control Plans (LTCP). The “nine minimum controls” basically included interim measures that could be undertaken to begin addressing the CSOs before major sewer system construction activities would be undertaken as part of the LTCP. Once the state and the community reach agreement on the LTCP, the community would then implement the CSO controls as soon as practicable. In Michigan, these LTCPs are contained in various legal documents, including state issued NPDES permits, Administrative Consent Orders, Abatement Orders, and other legal documents. In Michigan, all municipalities with CSOs have completed the necessary interim control measures and have developed LTCPs. You can learn the entire history of Michigan’s CSO control in the 2007 CSO SSO Annual Report.

The LTCP must assess a range of control options, including costs and benefits, and lead to selection of an alternative that would achieve appropriate water quality objectives and compliance with the federal Clean Water Act and state laws. Since the cause of CSOs is an excess of rain or snowmelt runoff entering the sewer system, some municipalities decide to separate their combined sewers, thereby redirecting the clean runoff to lakes, rivers, and streams via storm sewers. Sewer separation projects are expensive and time consuming because they involve extensive utility and road reconstruction. Sewers typically run under roads; therefore, roads need to be torn up and repaved in order to gain access to and redirect the sewers.

While separating the sewer system is a common practice to eliminate CSOs, other communities may choose to build additional treatment or storage basins to contain a portion of the volume and provide treatment of any resulting discharge to meet WQS at times of discharge. Specifically, as part of the final corrective program, many owners of combined sewer systems have installed or are installing treatment facilities called retention treatment basins (RTBs) or equivalent structures, which are designed to capture the combined sewage and runoff long enough to provide treatment and disinfection. Treatment often involves allowing solids to settle, the skimming of floatable materials such as sanitary trash and oils; and disinfection of disease-causing organisms, often accomplished through the addition of chlorine. This is the typical RTB design in the State of Michigan. The treatment provided significantly reduces the amount of pollutants discharged. It is important to note that the fully implemented LTCP requires the permittee to provide enough treatment to result in full protection of WQS and the public health.

There are two different regulatory approaches related to review, approval, and oversight of RTBs, namely presumptive and demonstrative. With the presumptive approach, the RTB is designed in a conservative manner where established engineering design criteria are met. In this approach, meeting WQS is assumed because of the conservative design and there is no need for a demonstration that WQS are met. Alternatively, sometimes economics and other factors preclude the building of such facilities, namely because of the very large size, and instead the RTB is designed less conservatively, and therefore, an evaluation is required upon completion of construction to demonstrate that discharges meet WQS. This latter scenario is considered the demonstrative approach. Most RTBs in Michigan are designed following the demonstrative regulatory approach.

Additionally, in 2018, EGLE issued an addendum to the 1994 CSO Control Manual (Addendum). One objective of the Addendum was to align the CSO control program with the other related wet-weather programs. Specifically, the post-construction program requirements MS4 permits and the 2002 SSO Policy and associated 2003 Clarification Statement.

Site control measures, when used to address storm water runoff, have the potential to positively impact areas served by both separated and combined sewers. As a result, EGLE intends to reissue NPDES permits with additional control measures for combined sewer areas, where treatment was previously implemented and deemed to be adequate (either presumptive or demonstrative), and that are embedded in or directly adjacent to urbanized areas.

In addition to the MS4 program alignment, the Addendum also aligns CSO discharge standards with the 2002 SSO Policy and 2003 Clarification Statement. The Addendum provides consistency between the SSO and CSO programs by introducing the concept of enforcement discretion for certain discharges from combined sewer systems. Enforcement discretion will be considered for untreated CSOs that discharge only during extreme events. Extreme event discharges are defined as: (1) no more than 1 untreated discharge in ten years from a CSO outfall during the April 1 through October 31 growth period; or (2) modeled to not discharge during the 3.9 inch in 24-hour storm event (during growth period, with normal soil moisture, rainfall distributed to a SCS Type II distribution).

What is the Main Challenge for Communities to Address in Controlling CSOs?

Several challenges exist in controlling CSOs, the most significant being the costs associated with mounting wastewater infrastructure improvements and the financial resource-intensive nature of CSO controls. CSO LTCPs typically involve major infrastructure investments that compete with other community financial needs.

There are several ways a community can fund CSO controls including federal grant programs and the use of bonds and user fees. However, the SRF has been a major source of financial assistance to communities addressing CSO problems and this involvement is particularly evident when reviewing the 2007 CSO/SSO Annual Report, and specifically, the CSO Summary Report within that report.

Sanitary Sewer Overflows

What are Sanitary Sewer Overflows?

Sanitary sewer overflows, or SSOs, are discharges of raw sewage from separate sanitary sewer collection systems. These systems are designed to carry sanitary sewage but not storm water. When an SSO occurs, sewage is released into areas such as the ground, streets, and/or streams, rather than being transported to a treatment facility. They are illegal and usually constitute a serious environmental and public health threat. Sewage discharges into basements may also occur, but these events are not required to be reported to EGLE for entry in this report under Section 324.3112(a) of the NREPA.

What causes an SSO?

For the purposes of this report, SSOs can be categorized in three general categories, those being chronic SSOs, site specific SSOs, and SSOs due to mechanical/electrical failure or emergency.

Chronic SSOs can occur when too much water enters into a sanitary sewer system. This water, known as “clear water,” includes, but is not limited to, the following sources:

- Groundwater that seeps in through cracks in the sewer pipes;
- Rainwater or snowmelt that flows into the sanitary system through improperly connected roof drains or other inflow sources;
- Groundwater that enters from footing drains and sump pumps; and
- Storm water that enters when storm sewers are inadvertently connected to the sanitary sewer.

Chronic SSOs can also occur when sanitary systems are too small to contain all the sanitary wastewater that is in the sewer system. Specifically, if the sewers and pumps that transport the sewage through the system are undersized, SSOs can result. Factors that can lead to chronic SSOs include: increased development in a community to the point where there is not enough sewer system capacity to handle the population; or, more likely, system deterioration due to the age of the sewer system and resulting excessive clear water inputs to the system.

Site-specific SSOs occur when blockages in the sewer cause sewage to back up in the sewer system. Some examples of blockages include tree roots growing into the sewer, when a sewer partially or totally collapses, when sediments build up in the sewers, or when grease or trash block the sewer.

Finally, SSOs occur due to power outages, emergency conditions, and equipment or mechanical failures. Examples include: faulty valves within the sewer pipes, lightning strikes to pump stations, the breaking of a sewer pipe, power failures that shut down pumps (which are installed to force sewage to higher points in the system), and even car accidents that damage sewer system pump stations.

How Does the Sewage End Up in the Environment?

Sewage may escape from a sewer system in many different ways. For example, SSO events include direct releases of sewage from a broken sewer pipe and releases of sewage through a manhole, generally in low areas of the sewer system. Sometimes sewage has been intentionally released from a sewer system into the environment to prevent basement flooding within the system. Additionally, some sewer systems have emergency storage basins (either retention or equalization basins) that hold excess sewage in an overflow scenario. These basins can provide some treatment of the sewage, and during extreme rain events, unauthorized overflow releases of sewage may occur.

How are SSOs Addressed?

Since SSOs have different causes, there are various ways that SSOs can be addressed. When SSOs are a chronic problem in a community, EGLE will require the responsible entity to implement corrective action programs within a defined schedule ("schedule of compliance" or SOC). The corrective action program outlines how the SSOs will be eliminated or treated, and the SOC will be embodied in a compliance document. Frequently, EGLE works to achieve a voluntary settlement. These settlements are often embodied in documents called District Compliance Agreements, permits, or Administrative Consent Orders. If a voluntary settlement is not achieved, then an SOC will often be sought through litigation resulting in a court order or court judgment.

For site-specific SSOs caused by sewer blockages, a response is usually undertaken by the responsible entity. The response activity will usually include the removal of the sewer blockage to restore the proper function of the sewer system, along with cleanup and/or disinfection of the areas where sewage was spilled to limit public exposure. The emergency response for SSOs due to equipment failures are handled in a similar way. The power is restored or the mechanical problem is fixed (i.e., the cracked sewer is repaired or the faulty pump is replaced); and the area is similarly cleaned up or disinfected. Such problems are addressed in the long-term through routine inspection and preventative maintenance programs.

While this report is intended to provide the public with an overview of the issues surrounding SSOs and how they are addressed, other documents may be useful for professionals in the environmental field that would like to learn more about EGLE's policy in addressing SSOs. On December 27, 2002, a policy statement was issued and a subsequent clarification statement was issued on October 23, 2003, to address chronic SSOs due to wet-weather capacity issues. The policy statement was the result of consultation with a stakeholder group to develop guidance for implementing the May 2000 "*Strategy for the Regulatory Control and Correction of Illegal Overflows from Separate Sanitary Sewer Systems in Michigan.*" These documents can be found on our Web site at: Michigan.gov/SewageDischarge

What Factors Might Justify Longer-Term Plans for Stopping Chronic SSOs?

Sewer systems are frequently complex and expensive to fix. Consider that sewer pipes are buried with other utility lines, oftentimes under roads, making access to them difficult. This limited access not only makes repair difficult, but it also makes the identification of extra sources of water to the sewer system a challenge. In addition, many sewer systems that were built over 30 years ago are reaching the end of their design life and are in need of rehabilitation or replacement. Additional costs could include engineering to study and design system improvements, upgrades to the WWTP to handle additional flow, and replacement of pumps and other equipment that make up the sewage system. Monies may or may not be available via grants, low rate loans, or rate increases; therefore, many communities and private sewer system owners need time to secure funding. Sewer system owners usually need time to find the cause of large systemic problems such as identifying the sources of “clear water” infiltrating and inflowing into the system or identifying the components in the system that are undersized. In addition, the system owners often need considerable time to review financing alternatives, design construction improvements, and to implement the project.

MICHIGAN DEPARTMENT OF ENVIRONMENT, GREAT LAKES, AND ENERGY

Blended Detail Report
January 1 - December 31, 2019

Macomb

Warren WWTP

Warren WWTP

Submission ID. **HNP-E573-QF4ET**
Permit **MI0024295**
Outfall **001**

Start Day	Start Time	End Day	End Time
5/1/2019	4:15:00 AM	5/3/2019	8:05:00 PM

Rain(in.) = 3.26
Waterbody: Red Run Drain

Blended (MG)
91.20000

Cause: Rain event

EGLE Action: NPDES permit contains schedule to eliminate blending and collection system SSOs

SOC Detail: The NPDES permit requires construction of all SSO projects to be completed by October 1, 2021

Totals Warren WWTP

Blended (MG)
91.20000

County Totals Macomb

Blended (MG)
91.20000

MG = million gallons

MICHIGAN DEPARTMENT OF ENVIRONMENT, GREAT LAKES, AND ENERGY

Blended Detail Report
January 1 - December 31, 2019

Wayne

Downriver WTF

Downriver WTF

Submission ID. **HNP-79R1-5DY72**
Permit **MI0021156**
Outfall **001**

Start Day	Start Time	End Day	End Time
4/20/2019	6:24:00 PM	4/21/2019	2:00:00 AM

Rain(in.) = 1.64

Waterbody: Trenton channel of the Detroit river

Blended (MG)
11.21500

Cause: Excessive Rainfall caused flows that were significantly over secondary treatment capacity. Plant utilized Tunnel and wet wells as long as possible to minimize potential for bypass. Continued to process 128 MGD to 132 MGD through secondary. Flows over that were bypassed and rec'd only primary treatment before blending with secondary treated flow.

EGLE Action: Evaluation of this event confirms discharge is consistent with terms of current NPDES permit.

SOC Detail: NPDES permit requires the permittee to complete a program to reduce secondary bypasses at the WWTP to an interim performance goal of no more than 4-6 bypassed per year. The program is required to be completed by September 2022

Downriver WTF

Submission ID. **HNP-KPWQ-F9GN7**
Permit **MI0021156**
Outfall **001**

Start Day	Start Time	End Day	End Time
5/1/2019	1:50:00 AM	5/4/2019	4:00:00 PM

Rain(in.) = 3.94

Waterbody: Trenton channel of the Detroit river

Blended (MG)
243.62500

Cause: Excessive rainfall, Rainfall totaled 3.94"s from 4/25-5/1. Plant met capacity Very quickly from the amount of rain and all of equipment was in service. 243,625,000 Gallons were secondary bypassed and 181,541,666 gallons were primary bypassed. All flow still went through UV.

EGLE Action: Evaluation of this event confirms discharge is consistent with terms of current NPDES permit.

SOC Detail: NPDES permit requires the permittee to complete a program to reduce secondary bypasses at the WWTP to an interim performance goal of no more than 4-6 bypassed per year. The program is required to be completed by September 2022

MG = million gallons

MICHIGAN DEPARTMENT OF ENVIRONMENT, GREAT LAKES, AND ENERGY

Blended Detail Report
January 1 - December 31, 2019

Totals	Downriver WTF
	Blended (MG)
	254.84000

County Totals	Wayne
	Blended (MG)
	254.84000

Report Totals	
	Blended (MG)
	346.04

MG = million gallons

MICHIGAN DEPARTMENT OF ENVIRONMENT, GREAT LAKES, AND ENERGY

ByPass Detail Report
January 1 - December 31, 2019

Barry

Hastings WWTP

Hastings WWTP

Submission ID. **HNM-K9XX-V1XJ5**
Permit **MI0020575**

Start Day	Start Time	End Day	End Time
2/14/2019	5:45:00 PM	2/14/2019	5:47:00 PM

Raw Sewage (MG)	Partially Treated (MG)	Dilute Raw Sewage (MG)
	0.00100	

Location: City of Hastings WWTP

Cause: While vactoring a scum well in the plant grounds, the vactor's locking pins for the rear dump gate failed, allowing the dump door to open. Approximately 1,000 gallons of scum/partially treated wastewater was deposited next to a storm grate serving only the WWTP grounds. Ice dammed the grate, preventing the sewage from draining effectively. Staff placed sandbags to block drainage, then vactored the stormlines. High river levels backing into the outfall prevented site drainage, ensuring no sewage entered waters of the state. All residues were removed near the storm grate.

EGLE_Action: Addressed with other noncompliance items in Second Violation Notice SVN-00825, dated 3/26/2019.

Totals Hastings WWTP

Raw Sewage (MG)	Partially Treated (MG)	Dilute Raw Sewage (MG)
	0.00100	

County Totals Barry

Raw Sewage (MG)	Partially Treated (MG)	Dilute Raw Sewage (MG)
	0.00100	

MG = million gallons

MICHIGAN DEPARTMENT OF ENVIRONMENT, GREAT LAKES, AND ENERGY

ByPass Detail Report
January 1 - December 31, 2019

Berrien

GRSD Sewer Authority WRRF

GRSD Sewer Authority WRRF

Submission ID. **HNP-EZKZ-MEJ47**
Permit **MI0027987**

Start Day	Start Time	End Day	End Time
5/1/2019	6:30:00 AM	5/1/2019	6:50:00 AM

Rain(in.) = 2.9

Raw Sewage (MG)	Partially Treated (MG)	Dilute Raw Sewage (MG)
0.000500		

Location: Primary Classifiers 1 & 2

Cause: primary clarifiers 1&2 overfill

EGLE_Action: A Violation Notice was sent to address discharge

Totals GRSD Sewer Authority WRRF

Raw Sewage (MG)	Partially Treated (MG)	Dilute Raw Sewage (MG)
0.00050		

County Totals **Berrien**

Raw Sewage (MG)	Partially Treated (MG)	Dilute Raw Sewage (MG)
0.00050		

MG = million gallons

MICHIGAN DEPARTMENT OF ENVIRONMENT, GREAT LAKES, AND ENERGY

ByPass Detail Report
January 1 - December 31, 2019

Calhoun

Battle Creek WWTP

Battle Creek WWTP

Submission ID. **HNR-NSHP-5D98X**
Permit **MI0022276**

Start Day	Start Time	End Day	End Time
7/31/2019	8:35:00 AM	7/31/2019	8:50:00 AM

Raw Sewage (MG)	Partially Treated (MG)	Dilute Raw Sewage (MG)
	0.00600	

Location: 4 chamber concrete box

Cause: East splitter box PLC failed and all 4 valves closed preventing the sewage from entering the designated finals.

EGLE_Action: Event properly remediated.

Totals Battle Creek WWTP

Raw Sewage (MG)	Partially Treated (MG)	Dilute Raw Sewage (MG)
	0.00600	

County Totals Calhoun

Raw Sewage (MG)	Partially Treated (MG)	Dilute Raw Sewage (MG)
	0.00600	

MG = million gallons

MICHIGAN DEPARTMENT OF ENVIRONMENT, GREAT LAKES, AND ENERGY

ByPass Detail Report
January 1 - December 31, 2019

Cass

Cass Co-Lakes Area SA WWTP

Cass Co-Lakes Area SA WWTP

Submission ID. **HNQ-51T2-JJBTE**
Permit **MI0058623**

Start Day	Start Time	End Day	End Time
5/28/2019	1:00:00 PM	5/29/2019	12:30:00 PM

Waterbody: Creamery Creek

Raw Sewage (MG)	Partially Treated (MG)	Dilute Raw Sewage (MG)
0.035000		

Location: Normal discharge point for the LASA WWTP into the Creamery Creek

Cause: The LASA WWTP operators were attempting to treat the Village of Marcellus lagoon effluent flow. The valve letting the lagoon effluent go to the Creamery Creek was shut and the valve sending the lagoon effluent to the LASA headworks was opened. It was discovered approximately 24hrs later that the valve letting flow to the Creamery Creek did not shut properly and had been allowing some of the flow from the exchange to go out to the creek.

EGLE_Action: Violation will be added to MiWaters

Totals Cass Co-Lakes Area SA WWTP

Raw Sewage (MG)	Partially Treated (MG)	Dilute Raw Sewage (MG)
0.03500		

MG = million gallons

MICHIGAN DEPARTMENT OF ENVIRONMENT, GREAT LAKES, AND ENERGY

ByPass Detail Report
January 1 - December 31, 2019

Marcellus WWSL

Marcellus WWSL

Submission ID. **HNQ-8EFF-TM28R**
Permit **MIG58000**

Start Day	Start Time	End Day	End Time
5/28/2019	1:00:00 PM	5/29/2019	12:30:00 PM

Waterbody: Creamery Creek

Raw Sewage (MG)	Partially Treated (MG)	Dilute Raw Sewage (MG)
	0.07000	

Location: Creamery Creek, Marcellus WWSL outfall point

Cause: Lasa was taking partially treated sewage from lagoons and valve malfunctioned and let some sewage go into creek

EGLE_Action: Violation will be logged in MiWaters

Totals Marcellus WWSL

Raw Sewage (MG)	Partially Treated (MG)	Dilute Raw Sewage (MG)
	0.07000	

County Totals Cass

Raw Sewage (MG)	Partially Treated (MG)	Dilute Raw Sewage (MG)
0.03500	0.07000	

MG = million gallons

MICHIGAN DEPARTMENT OF ENVIRONMENT, GREAT LAKES, AND ENERGY

ByPass Detail Report
January 1 - December 31, 2019

Charlevoix

East Jordan WWTP

East Jordan WWTP

Submission ID. **HNQ-SJC1-P2H3Y**
Permit **GW1810285**

Start Day	Start Time	End Day	End Time
6/24/2019	6:00:00 PM	6/24/2019	6:30:00 PM

Rain(in.) = 2

Raw Sewage (MG)	Partially Treated (MG)	Dilute Raw Sewage (MG)
0.002000		

Location: East Jordan Wastewater Plant

Cause: Heavy rains caused increased flows from pump stations overwhelming the screenings unit and grit chamber at the headworks of the wastewater plant. Approximately 2000 gallons of raw sewage bubbled out of the grit changer onto the ground around the grit chamber, across a sidewalk, and pooled by the reactor wall.

EGLE_Action: No further action taken at this time

Totals East Jordan WWTP

Raw Sewage (MG)	Partially Treated (MG)	Dilute Raw Sewage (MG)
0.00200		

County Totals Charlevoix

Raw Sewage (MG)	Partially Treated (MG)	Dilute Raw Sewage (MG)
0.00200		

MG = million gallons

MICHIGAN DEPARTMENT OF ENVIRONMENT, GREAT LAKES, AND ENERGY

ByPass Detail Report
January 1 - December 31, 2019

Chippewa

Sault Ste Marie WWTP

Sault Ste Marie WWTP

Submission ID. **HNN-WXTR-AFGT6**
Permit **MI0024058**

Start Day	Start Time	End Day	End Time
4/7/2019	1:30:00 AM	4/10/2019	12:45:00 PM

Rain(in.) = 1.5
Waterbody: St. Mary's River

Raw Sewage (MG)	Partially Treated (MG)	Dilute Raw Sewage (MG)
	6.67000	

Location: WWTP secondary bypass to plant outfall.

Cause: Flow entering the plant exceeded the capacity of secondary treatment, resulting in 6.67 MG gallons of primary effluent bypassing secondary during this 3 day event. Bypassed flow was blended with flow receiving complete treatment before all flow was disinfected.

EGLE_Action: Permittee is currently conducting PPC to determine the extent of a corrective action plan needed to meet the EGLE SSO Policy

Sault Ste Marie WWTP

Submission ID. **HNP-04DX-56YAP**
Permit **MI0024058**

Start Day	Start Time	End Day	End Time
4/12/2019	8:10:00 AM	4/13/2019	12:30:00 AM

Rain(in.) = 0.65
Waterbody: St. Mary's River

Raw Sewage (MG)	Partially Treated (MG)	Dilute Raw Sewage (MG)
	1.44000	

Location: Secondary Bypass to WWTP Outfall

Cause: Flow entering the plant exceeded the capacity of Secondary Treatment, resulting in 1.44 MG of primary effluent being bypassed. All bypassed flow was blended with completely treated flow prior to all flow being disinfected.

EGLE_Action: Permittee is currently conducting PPC to determine the extent of a corrective action plan needed to meet the EGLE SSO Policy

MG = million gallons

MICHIGAN DEPARTMENT OF ENVIRONMENT, GREAT LAKES, AND ENERGY

ByPass Detail Report
January 1 - December 31, 2019

Sault Ste Marie WWTP

Submission ID. **HNP-4S5T-1RQP2**
Permit **MI0024058**

Start Day	Start Time	End Day	End Time
4/18/2019	1:40:00 AM	4/18/2019	11:40:00 PM

Rain(in.) = 0.82
Waterbody: St. Mary's River

Raw Sewage (MG)	Partially Treated (MG)	Dilute Raw Sewage (MG)
	0.82000	

Location: 001 (wwtp outfall)

Cause: Flows entering the plant exceeded the capacity of secondary treatment. 820,000 gallons of primary effluent bypassed secondary treatment before it was blended with flow that received complete treatment. All flow as disinfected.

EGLE_Action: Information recorded.

Sault Ste Marie WWTP

Submission ID. **HNP-7VZF-2SZ18**
Permit **MI0024058**

Start Day	Start Time	End Day	End Time
4/23/2019	6:52:00 AM	4/24/2019	6:08:00 PM

Rain(in.) = 0.72
Waterbody: St. Mary's River

Raw Sewage (MG)	Partially Treated (MG)	Dilute Raw Sewage (MG)
	1.74000	

Location: WWTP outfall 001

Cause: Flow entering the plant exceeded the capacity of secondary treatment resulting in a portion of the primary effluent bypassing secondary before it is blended with flow receiving complete flow. All flow is being disinfected.

EGLE_Action: Permittee is currently conducting PPC to determine the extent of a corrective action plan needed to meet the EGLE SSO Policy

MG = million gallons

MICHIGAN DEPARTMENT OF ENVIRONMENT, GREAT LAKES, AND ENERGY

ByPass Detail Report
January 1 - December 31, 2019

Sault Ste Marie WWTP

Submission ID. **HNQ-EE6V-8BRN5**
Permit **MI0024058**

Start Day	Start Time	End Day	End Time
6/10/2019	1:42:00 AM	6/10/2019	4:53:00 PM

Rain(in.) = 1.94
Waterbody: St. Mary's River

Raw Sewage (MG)	Partially Treated (MG)	Dilute Raw Sewage (MG)
	0.44150	

Cause: Flow entering the plant exceeded the capacity of secondary treatment, resulting in 441,500 gallons of primary effluent to bypass secondary treatment before it was blended with completely treated flow and disinfected.

EGLE_Action: S.A.W. Grant investigation in progress including I&I minimization and project planning for secondary treatment upgrade to increase hydraulic capacity.

Sault Ste Marie WWTP

Submission ID. **HNT-75TT-MFVEN**
Permit **MI0024058**

Start Day	Start Time	End Day	End Time
9/30/2019	4:10:00 PM	10/1/2019	6:48:00 AM

Rain(in.) = 3.01
Waterbody: St. Mary's River

Raw Sewage (MG)	Partially Treated (MG)	Dilute Raw Sewage (MG)
	0.77100	

Cause: Flow entering the plant exceeded the capacity of the secondary treatment portion of the WWTP.

EGLE_Action: Working towards resolution with additional work on Collection System and/or WWTP secondary treatment capacity improvements.

SOC_Details: Currently working towards Project Performance Certification.

MG = million gallons

MICHIGAN DEPARTMENT OF ENVIRONMENT, GREAT LAKES, AND ENERGY

ByPass Detail Report
January 1 - December 31, 2019

Sault Ste Marie WWTP

Submission ID. **HNT-K31H-Q8BN4**
Permit **MI0024058**

Start Day	Start Time	End Day	End Time
10/16/2019	2:00:00 AM	10/16/2019	7:30:00 PM

Rain(in.) = 1.4
Waterbody: St. Mary's River

Raw Sewage (MG)	Partially Treated (MG)	Dilute Raw Sewage (MG)
	0.54880	

Cause: Flow entering the plant exceeded the capacity of secondary treatment resulting in 548,800 gallons of primary effluent to bypass secondary before blending in with flow that received complete treatment. All flow was disinfected.

EGLE_Action: Permittee is currently conducting PPC to determine the extent of a corrective action plan needed to meet the EGLE SSO Policy

Totals Sault Ste Marie WWTP

Raw Sewage (MG)	Partially Treated (MG)	Dilute Raw Sewage (MG)
	12.43130	

County Totals Chippewa

Raw Sewage (MG)	Partially Treated (MG)	Dilute Raw Sewage (MG)
	12.43130	

MG = million gallons

MICHIGAN DEPARTMENT OF ENVIRONMENT, GREAT LAKES, AND ENERGY

ByPass Detail Report
January 1 - December 31, 2019

Delta

Escanaba WWTP

Escanaba WWTP

Submission ID. **HNP-CPDY-ZP2NA**
Permit **MI0025381**

Start Day	Start Time	End Day	End Time
4/17/2019	10:00:00 PM	4/22/2019	10:00:00 PM

Rain(in.) = 1.41
Waterbody: Lake Michigan

Raw Sewage (MG)	Partially Treated (MG)	Dilute Raw Sewage (MG)
	0.40000	

Cause: Area recived around 1.41" of rainfall, during times of spring melt and high ground water

EGLE_Action: ACO is being drafted to address the discharges

Escanaba WWTP

Submission ID. **HNQ-86ZT-3J53T**
Permit **MI0025381**

Start Day	Start Time	End Day	End Time
5/19/2019	1:30:00 PM	6/2/2019	11:59:00 PM

Rain(in.) = 1.16
Waterbody: Lake Michigan

Raw Sewage (MG)	Partially Treated (MG)	Dilute Raw Sewage (MG)
	10.51599	

Cause: The wastewater plant was being washed out due to hydraulic over load. The final effluent was carrying too many solids out of the plant. Primary effluent was a better quality. A portion of the flow was deviated to protect the treatment process (MLSS inventory) in aeration to ensure good ratios.

EGLE_Action: Consulted with WWTP staff regarding solids inventory recovery.

MG = million gallons

MICHIGAN DEPARTMENT OF ENVIRONMENT, GREAT LAKES, AND ENERGY

ByPass Detail Report
January 1 - December 31, 2019

Escanaba WWTP

Submission ID. **HNW-DZQS-110AQ**
Permit **MI0025381**

Start Day	Start Time	End Day	End Time
12/30/2019	3:00:00 PM	1/5/2020	4:00:00 PM

Rain(in.) = 1.99
Waterbody: Lake Michigan

Raw Sewage (MG)	Partially Treated (MG)	Dilute Raw Sewage (MG)
	2.00820	

Cause: The volume discharged is a sum of all measurements of flow over the by-pass weir and compared to the flows recorded for the plant master meter. (Meaning our by-pass was allowing any flow over 4.1 MDG to flow over the weir.) Regional record high lake levels, combined with high ground water. Two day rain event of around 1.50 inches of rain, combined with additional snow melt due to warmer weather.

EGLE_Action: Enforcement action is complete and the facility is in the process of entering into a consent order to resolve issues associated with high flow to the WWTP.

Totals Escanaba WWTP

Raw Sewage (MG)	Partially Treated (MG)	Dilute Raw Sewage (MG)
	12.92420	

Gladstone WWTP

Gladstone WWTP

Submission ID. **HNP-4NW5-3VHYX**
Permit **MI0057676**

Start Day	Start Time	End Day	End Time
4/18/2019	12:30:00 AM	4/19/2019	2:00:00 AM

Rain(in.) = 1.25
Waterbody: Little Bay De Noc

Raw Sewage (MG)	Partially Treated (MG)	Dilute Raw Sewage (MG)
	0.07700	

Cause: Discharge is partially treated wastewater. The two areas of discharge were located at the secondary clarifiers and also the biodisc area of the wastewater plant. With a rainfall amount of 1.25 inches on the night of April 17, 2019 combined with snowmelt, the wastewater plant could not handle that amount of water.

EGLE_Action: ACO is being drafted to address the discharges

MG = million gallons

MICHIGAN DEPARTMENT OF ENVIRONMENT, GREAT LAKES, AND ENERGY

ByPass Detail Report
January 1 - December 31, 2019

Gladstone WWTP

Submission ID. **HNP-MK7P-6XFG3**
Permit **MI0057676**

Start Day	Start Time	End Day	End Time
5/9/2019	10:50:00 AM	5/14/2019	5:00:00 PM

Rain(in.) = 1.45
Waterbody: Little Bay De Noc

Raw Sewage (MG)	Partially Treated (MG)	Dilute Raw Sewage (MG)
	0.20000	

Location: discharged to the land surface

Cause: partially treated wastewater is overflowing from the secondary clarifiers

EGLE_Action: Compliance Communication requiring wet weather operational plan

SOC_Details: Submit a wet weather operational plan. Resolve obstruction in effluent line.

Gladstone WWTP

Submission ID. **HNS-X0FV-9XFBK**
Permit **MI0057676**

Start Day	Start Time	End Day	End Time
9/19/2019	5:30:00 AM	9/19/2019	8:30:00 AM

Rain(in.) = 1.65
Waterbody: Little Bay De Noc

Raw Sewage (MG)	Partially Treated (MG)	Dilute Raw Sewage (MG)
	0.00900	

Cause: Partially treated wastwater was overflowing from the secondary clarifiers and running on the ground and also possibly entering a storm drain. Reason for the discharge is the outfall is not able to handle the volume of water running through the plant. Treated water will then enter the secondary wet well and through the overflow and create added flow to the secondary clarifiers.

EGLE_Action: Enforcement action taken.

Totals Gladstone WWTP

Raw Sewage (MG)	Partially Treated (MG)	Dilute Raw Sewage (MG)
	0.28600	

MG = million gallons

MICHIGAN DEPARTMENT OF ENVIRONMENT, GREAT LAKES, AND ENERGY

ByPass Detail Report
January 1 - December 31, 2019

County Totals **Delta**

Raw Sewage (MG)	Partially Treated (MG)	Dilute Raw Sewage (MG)
	13.21020	

Dickinson

Iron Mountain-Kingsford WWTP

Iron Mountain-Kingsford WWTP

Submission ID. **HNP-CN7Y-JT6EC**
Permit **MI0023205**

Start Day	Start Time	End Day	End Time
4/25/2019	10:00:00 AM	4/29/2019	8:30:00 PM

Raw Sewage (MG)	Partially Treated (MG)	Dilute Raw Sewage (MG)
	0.03200	

Cause: Digester #4 is filled with partially treated digested sludge from the primary digester. A seep was witnessed 04/25/19 from the earthen embankment adjacent the digester. The seep was directed to the sludge drying beds and contained on-site. The water tested positive for fecal coliform and Phosphorous, an indicator the tank was possibly leaking. Upon excavating the earth embankment adjacent Digester #4, seven of the twelve corbel concrete pours in the digester walls were observed to have honey combed concrete due to improperly consolidated concrete attributed to the original 1977 construction. Digester decant water was observed to be seeping from the concrete void.

EGLE_Action: Worked closely with the facility to develop a seepage containment plan, a problem discovery plan, and a tank wall repair plan,

Totals **Iron Mountain-Kingsford WWTP**

Raw Sewage (MG)	Partially Treated (MG)	Dilute Raw Sewage (MG)
	0.03200	

County Totals **Dickinson**

Raw Sewage (MG)	Partially Treated (MG)	Dilute Raw Sewage (MG)
	0.03200	

MG = million gallons

MICHIGAN DEPARTMENT OF ENVIRONMENT, GREAT LAKES, AND ENERGY

ByPass Detail Report
January 1 - December 31, 2019

Eaton

Grand Ledge WWTP

Grand Ledge WWTP

Submission ID. **HNN-8E94-0PBGY**
Permit **MI0020800**

Start Day	Start Time	End Day	End Time
3/14/2019	7:30:00 PM	3/28/2019	12:00:00 PM

Rain(in.) = 1.49
Waterbody: Grand River

Raw Sewage (MG)	Partially Treated (MG)	Dilute Raw Sewage (MG)
	7.26800	

Cause: Discharge is a combination of domestic sewage, Rain water, and melting snow pack. The problem is compounded by a reduction of the ability to operate at design capacity due to mechanical failure which is being addressed.

EGLE_Action: The discharge event is currently under review by the department

Grand Ledge WWTP

Submission ID. **HNQ-NH25-KQ2RX**
Permit **MI0020800**

Start Day	Start Time	End Day	End Time
6/20/2019	5:20:00 AM	6/21/2019	8:55:00 PM

Rain(in.) = 2.6
Waterbody: Grand River

Raw Sewage (MG)	Partially Treated (MG)	Dilute Raw Sewage (MG)
	2.74300	

Cause: Diluted partially treated wastewater

EGLE_Action: EGLE staff has evaluated the rain event and has determined that the event exceeded the remedial design standard

MG = million gallons

MICHIGAN DEPARTMENT OF ENVIRONMENT, GREAT LAKES, AND ENERGY

ByPass Detail Report
January 1 - December 31, 2019

Grand Ledge WWTP

Submission ID. **HNS-N89J-C9R16**
Permit **MI0020800**

Start Day	Start Time	End Day	End Time
9/9/2019	9:00:00 AM	9/9/2019	9:15:00 AM

Raw Sewage (MG)	Partially Treated (MG)	Dilute Raw Sewage (MG)
	0.00400	

Cause: Sewer conveying partially treated wastewater separated from biosolids back to the wastewater treatment plant was plugged. Blockage in sewer caused wastewater to overflow from manhole and be discharged onto ground.

EGLE_Action: The discharge event is currently under review by the department

Grand Ledge WWTP

Submission ID. **HNW-D86R-510X9**
Permit **MI0020800**

Start Day	Start Time	End Day	End Time
12/30/2019	8:29:00 AM	12/30/2019	10:05:00 PM

Rain(in.) = 2.28

Waterbody: Grand River

Raw Sewage (MG)	Partially Treated (MG)	Dilute Raw Sewage (MG)
	0.69410	

Location: EQ Basin

Cause: Diluted waste water discharge, caused by an excessive amount of rain in a short time.

EGLE_Action: Precipitation event exceeds remedial design standardsno further action needed

Totals Grand Ledge WWTP

Raw Sewage (MG)	Partially Treated (MG)	Dilute Raw Sewage (MG)
	10.70910	

MG = million gallons

MICHIGAN DEPARTMENT OF ENVIRONMENT, GREAT LAKES, AND ENERGY

ByPass Detail Report
January 1 - December 31, 2019

Windsor Estates MHP WWSL

Windsor Estates MHP WWSL

Submission ID. **HNT-6J1R-7WW0P**
Permit **MIG580230**

Start Day	Start Time	End Day	End Time
6/10/2019	7:00:00 AM	6/16/2019	4:00:00 PM

Waterbody: Huntington Drain

Raw Sewage (MG)	Partially Treated (MG)	Dilute Raw Sewage (MG)
	4.16000	

Location: Huntington Drain

Cause: Exceeded lagoon capacity due to abnormally wet weather and construction.

EGLE_Action: Violation Notice sent to lagoon

Totals Windsor Estates MHP WWSL

Raw Sewage (MG)	Partially Treated (MG)	Dilute Raw Sewage (MG)
	4.16000	

County Totals Eaton

Raw Sewage (MG)	Partially Treated (MG)	Dilute Raw Sewage (MG)
	14.86910	

MG = million gallons

MICHIGAN DEPARTMENT OF ENVIRONMENT, GREAT LAKES, AND ENERGY

ByPass Detail Report
January 1 - December 31, 2019

Genesee

Flint WWTP

Flint WWTP

Submission ID. **HNM-RXZH-3ZZGT**
Permit **MI0022926**

Start Day	Start Time	End Day	End Time
2/22/2019	7:00:00 AM	2/22/2019	7:30:00 AM

Raw Sewage (MG)	Partially Treated (MG)	Dilute Raw Sewage (MG)
0.000250		

Location: on-site Manhole

Cause: Undigested Sludge. The discharge was caused by a structural failure. A pipe used to convey sludge, connecting our East Storage Holding Tank to our Filter Belt Press building, broke causing a surcharge of sludge onto the surrounding ground.

EGLE_Action: None, discharge to ground only

Flint WWTP

Submission ID. **HNS-422D-DC39T**
Permit **MI0022926**

Start Day	Start Time	End Day	End Time
8/18/2019	2:00:00 AM	8/18/2019	3:00:00 AM

Rain(in.) = 2.1
Waterbody: Flint River

Raw Sewage (MG)	Partially Treated (MG)	Dilute Raw Sewage (MG)
2.000000		

Location: Primary Settling Tanks

Cause: A flash flood event caused our Primary Settling Tanks to overflow onto the ground and into a nearby storm sewer drain, which discharges directly to the Flint River.

EGLE_Action: A Violation Notice was sent to address discharge

Totals Flint WWTP

Raw Sewage (MG)	Partially Treated (MG)	Dilute Raw Sewage (MG)
2.00025		

MG = million gallons

MICHIGAN DEPARTMENT OF ENVIRONMENT, GREAT LAKES, AND ENERGY

ByPass Detail Report
January 1 - December 31, 2019

County Totals	Genesee			
		Raw Sewage (MG)	Partially Treated (MG)	Dilute Raw Sewage (MG)
		2.00025		

MG = million gallons

MICHIGAN DEPARTMENT OF ENVIRONMENT, GREAT LAKES, AND ENERGY

ByPass Detail Report
January 1 - December 31, 2019

Gogebic

Bessemer Township WWSL

Bessemer Township WWSL

Submission ID. **HNP-XZY4-JJ5X4**
Permit **MIG580332**

Start Day	Start Time	End Day	End Time
3/14/2019	10:00:00 AM	4/25/2019	7:00:00 AM

Rain(in.) = 0.75
Waterbody: Black River

Raw Sewage (MG)	Partially Treated (MG)	Dilute Raw Sewage (MG)
		0.03000

Cause: The primary pond is full, and overflowing to the secondary pond. The secondary pond is full, and overflowing, ice covered, snow covered, plus I&I, and some thawing began.

EGLE_Action: 2/14/2019 Compliance Communication to upgrade sewer to prevent I&I

Bessemer Township WWSL

Submission ID. **HNM-KEP9-GS9GF**
Permit **MIG580332**

Start Day	Start Time	End Day	End Time
3/14/2019	10:00:00 AM	3/16/2019	1:00:00 PM

Rain(in.) = 0.75
Waterbody: Black River

Raw Sewage (MG)	Partially Treated (MG)	Dilute Raw Sewage (MG)
		0.00000

Cause: The primary pond is full, it overflowed to the secondary pond. The secondary pond is full, ice covered, snow covered plus I&I. some thawing began plus the weight of snow lifted the water level to the overflow opening.

EGLE_Action: Violation Notice

Totals Bessemer Township WWSL

Raw Sewage (MG)	Partially Treated (MG)	Dilute Raw Sewage (MG)
		0.03000

MG = million gallons

MICHIGAN DEPARTMENT OF ENVIRONMENT, GREAT LAKES, AND ENERGY

ByPass Detail Report
January 1 - December 31, 2019

Gogebic-Iron WW Authority WWTP

Gogebic-Iron WW Authority WWTP

Submission ID. **HNN-W4ZH-JDEDG**
Permit **MI0020125**

Start Day	Start Time	End Day	End Time
4/7/2019	8:10:00 PM	4/9/2019	8:00:00 AM

Rain(in.) = 1.16
Waterbody: Montreal River

Raw Sewage (MG)	Partially Treated (MG)	Dilute Raw Sewage (MG)
	4.44000	

Location: Equilization Basin

Cause: Springtime snow melt combined with rainfall on saturated soil

EGLE_Action: NPDES Permit is being reissued with revised wet weather corrective action program

Gogebic-Iron WW Authority WWTP

Submission ID. **HNP-77AW-PHB2E**
Permit **MI0020125**

Start Day	Start Time	End Day	End Time
4/17/2019	9:00:00 PM	4/18/2019	9:00:00 AM

Rain(in.) = 0.86
Waterbody: Montreal River

Raw Sewage (MG)	Partially Treated (MG)	Dilute Raw Sewage (MG)
	0.36400	

Cause: Spring time snow melt combined with rainfall on saturated ground

EGLE_Action: Permit condition that requires CM sewer upgrades and transmission capacity certification up to 3.9 inch rain/24 hours by 10/1/2019.

SOC_Details: condition I.A.8 per above, basically a sewer upgrade certification

MG = million gallons

MICHIGAN DEPARTMENT OF ENVIRONMENT, GREAT LAKES, AND ENERGY

ByPass Detail Report
January 1 - December 31, 2019

Gogebic-Iron WW Authority WWTP

Submission ID. **HNP-8R79-HNQ60**
Permit **MI0020125**

Start Day	Start Time	End Day	End Time
4/22/2019	5:25:00 AM	4/23/2019	8:45:00 PM

Rain(in.) = 2.56
Waterbody: Montreal River

Raw Sewage (MG)	Partially Treated (MG)	Dilute Raw Sewage (MG)
	3.90500	

Cause: 2.56" of rain combined with snow melt on saturated ground caused treatment facility to be at maximum hydraulic capacity
EGLE_Action: NPDES Permit is being reissued with revised wet weather corrective action program

Totals Gogebic-Iron WW Authority WWTP

Raw Sewage (MG)	Partially Treated (MG)	Dilute Raw Sewage (MG)
	8.70900	

County Totals Gogebic

Raw Sewage (MG)	Partially Treated (MG)	Dilute Raw Sewage (MG)
	8.70900	0.03000

MG = million gallons

MICHIGAN DEPARTMENT OF ENVIRONMENT, GREAT LAKES, AND ENERGY

ByPass Detail Report
January 1 - December 31, 2019

Gratiot

St Louis WWTP

St Louis WWTP

Submission ID. **HNT-BXNZ-Z9AHT**

Start Day	Start Time	End Day	End Time
10/2/2019	4:00:00 PM	10/3/2019	10:00:00 AM

Rain(in.) = 3.6

Raw Sewage (MG)	Partially Treated (MG)	Dilute Raw Sewage (MG)
0.100000		

Location: Not applicable (land discharge)

Cause: Discharge was due to extreme storm event (3.6" of rain).

EGLE_Action: No further action taken at this time

St Louis WWTP

Submission ID. **HNW-DYK8-YXDH5**

Start Day	Start Time	End Day	End Time
12/30/2019	10:00:00 AM	12/31/2019	7:00:00 AM

Rain(in.) = 3.25

Raw Sewage (MG)	Partially Treated (MG)	Dilute Raw Sewage (MG)
		0.10000

Location: WWTP

Cause: Extremely heavy rainfall occurred on the evening of 12/29/19 through morning hours of 12/30/19. Infiltration into the sewer system due to high volume storm event.

EGLE_Action: No further action at this time

Totals St Louis WWTP

Raw Sewage (MG)	Partially Treated (MG)	Dilute Raw Sewage (MG)
0.10000		**0.10000**

MG = million gallons

MICHIGAN DEPARTMENT OF ENVIRONMENT, GREAT LAKES, AND ENERGY

ByPass Detail Report
January 1 - December 31, 2019

County Totals **Gratiot**

Raw Sewage (MG)	Partially Treated (MG)	Dilute Raw Sewage (MG)
0.10000		0.10000

Houghton

Torch Lake-Lake Linden WWTF

Torch Lake-Lake Linden WWTF

Submission ID. **HNP-F566-5VM9A**
Permit **gw1810061**

Start Day	Start Time	End Day	End Time
5/2/2019	11:00:00 AM	5/9/2019	10:00:00 AM

Rain(in.) = 1
Waterbody: Torch Lake

Raw Sewage (MG)	Partially Treated (MG)	Dilute Raw Sewage (MG)
	11.50000	

Location: Torch Lake shoreline
Cause: diluted partially treated sewage from our seepage lagoon. lagoon to full
EGLE_Action: Violation Notice sent to address discharge

Totals **Torch Lake-Lake Linden WWTF**

Raw Sewage (MG)	Partially Treated (MG)	Dilute Raw Sewage (MG)
	11.50000	

County Totals **Houghton**

Raw Sewage (MG)	Partially Treated (MG)	Dilute Raw Sewage (MG)
	11.50000	

MG = million gallons

MICHIGAN DEPARTMENT OF ENVIRONMENT, GREAT LAKES, AND ENERGY

ByPass Detail Report
January 1 - December 31, 2019

Ingham

East Lansing WRRF

East Lansing WRRF

Submission ID. **HNQ-DWQ0-0RWSY**
Permit **MI0022853**

Start Day	Start Time	End Day	End Time
6/10/2019	11:30:00 AM	6/10/2019	2:00:00 PM

Rain(in.) = 2.81

Raw Sewage (MG)	Partially Treated (MG)	Dilute Raw Sewage (MG)
	0.00030	

Location: Aeration tank #12

Cause: The discharge was activated sludge from the aeration system. A wall joint of the channel at the north end of tank #12 was leaking above the normal operating level. High plant flows caused the higher than normal operating level.

EGLE_Action: No further action taken at this time

Totals East Lansing WRRF

Raw Sewage (MG)	Partially Treated (MG)	Dilute Raw Sewage (MG)
	0.00030	

MG = million gallons

MICHIGAN DEPARTMENT OF ENVIRONMENT, GREAT LAKES, AND ENERGY

ByPass Detail Report
January 1 - December 31, 2019

Lansing WWTP

Lansing WWTP

Submission ID. **HNK-GX3X-RGF8M**
Permit **MI0023400**

Start Day	Start Time	End Day	End Time
1/1/2019	5:30:00 PM	1/1/2019	8:00:00 PM

Rain(in.) = 0.79
Waterbody: Grand River

Raw Sewage (MG)	Partially Treated (MG)	Dilute Raw Sewage (MG)
	0.01500	

Location: Stormwater outfall

Cause: Mixed liquor from a flow control structure overflowed onto the ground and traveled about 100 feet to a storm catch basin. A rain event caused high flows that exceeded the capacity of "in service" final clarifiers.

EGLE_Action: Long-term Control Program

SOC_Details: The ACO requires that core CSO correction be completed by December 31, 2032

Lansing WWTP

Submission ID. **HNQ-DNRW-NBVXW**
Permit **MI0023400**

Start Day	Start Time	End Day	End Time
6/10/2019	6:00:00 AM	6/10/2019	8:30:00 AM

Rain(in.) = 1.85
Waterbody: Grand River

Raw Sewage (MG)	Partially Treated (MG)	Dilute Raw Sewage (MG)
		0.12000

Location: Regulator 008

Cause: Raw Sewage. Due to heavy rainfall, the plant was overwhelmed, and sewage flowed out from parts of the treatment system downstream of the Screen Building--a grating downstream of the Screen Building, South Grit and the North Primary. Influent flow to the plant reached 95 MGD. Conditions were exacerbated by I&I from rainfall and combined sewers collecting runoff.

EGLE_Action: Long-term Control Program

SOC_Details: The ACO requires that core CSO correction be completed by December 31, 2032

MG = million gallons

MICHIGAN DEPARTMENT OF ENVIRONMENT, GREAT LAKES, AND ENERGY

ByPass Detail Report
January 1 - December 31, 2019

Totals **Lansing WWTP**

Raw Sewage (MG)	Partially Treated (MG)	Dilute Raw Sewage (MG)
	0.01500	0.12000

Long-term Control Program being implemented; an Administrative Consent Order (ACO) with integrated plan requirements to correct CSO and SSO discharges. The ACO requires that core CSO correction be completed by December 31, 2032. The remaining CSO correction will be completed under the adaptive management approach. Adaptive management will consider lessons learned during the previous phase; a recalibrated hydraulic model and Wet Weather Control Plan update in 2023; green infrastructure; and includes appropriate revisions to correction projects specified for subsequent phases. <

Mason WWTP

Mason WWTP

Submission ID. **HNQ-RPBT-6G8DM**
Permit **MI0020435**

Start Day	Start Time	End Day	End Time
6/20/2019	3:00:00 PM	6/21/2019	2:00:00 PM

Rain(in.) = 2.78

Waterbody: Rayner Drain, Sycamore Creek

Raw Sewage (MG)	Partially Treated (MG)	Dilute Raw Sewage (MG)
		2.76000

Location: WWTP headworks

Cause: The City of Mason received approximately 3 inches of rainfall. This event flooded low lying areas causing the collection system to be surcharged. A portion of the influent had to be bypassed to the Rayner Drain to avoid sewage backups in the City.

EGLE_Action: The facility is under an ACO to address wet weather discharges

SOC_Details: The ACO requires that core CSO correction be completed by December 31, 2032

Totals **Mason WWTP**

Raw Sewage (MG)	Partially Treated (MG)	Dilute Raw Sewage (MG)
		2.76000

County Totals **Ingham**

Raw Sewage (MG)	Partially Treated (MG)	Dilute Raw Sewage (MG)
	0.01530	2.88000

MG = million gallons

MICHIGAN DEPARTMENT OF ENVIRONMENT, GREAT LAKES, AND ENERGY

ByPass Detail Report
January 1 - December 31, 2019

Ionia

Portland WWTP

Portland WWTP

Submission ID. HNM-DTW7-W6562
Permit MIG570220

Start Day	Start Time	End Day	End Time
2/8/2019	7:14:00 AM	2/10/2019	4:10:00 PM

Waterbody: Grand River

Raw Sewage (MG)	Partially Treated (MG)	Dilute Raw Sewage (MG)
		3.62500

Cause: Hydraulic Overload, due to river intrusion, caused by ice jam and flooding
EGLE_Action: No further action at this time

Portland WWTP

Submission ID. HNM-S1XD-Q9Y72
Permit MIG570220

Start Day	Start Time	End Day	End Time
2/10/2019	4:10:00 PM	2/17/2019	1:40:00 PM

Waterbody: Grand River

Raw Sewage (MG)	Partially Treated (MG)	Dilute Raw Sewage (MG)
	7.50300	

Cause: Hydraulic Overload caused byIce jam in the Grand River, flooding of streets and collection system. Minimize impact to human health.
EGLE_Action: No further action at this time

Totals Portland WWTP

Raw Sewage (MG)	Partially Treated (MG)	Dilute Raw Sewage (MG)
	7.50300	3.62500

MG = million gallons

MICHIGAN DEPARTMENT OF ENVIRONMENT, GREAT LAKES, AND ENERGY

ByPass Detail Report
January 1 - December 31, 2019

County Totals **Ionia**

Raw Sewage (MG)	Partially Treated (MG)	Dilute Raw Sewage (MG)
	7.50300	3.62500

Jackson

Leoni Township WWTP

Leoni Township WWTP

Submission ID. **HNP-7B1A-71QKX**

Start Day	Start Time	End Day	End Time
4/22/2019	12:00:00 PM	4/22/2019	6:00:00 PM

Rain(in.) = 0.5

Waterbody: wwtp storm drains

Raw Sewage (MG)	Partially Treated (MG)	Dilute Raw Sewage (MG)
	0.00100	

Location: WWTP

Cause: high flow alarm failure

EGLE_Action: No action at this time.

Totals **Leoni Township WWTP**

Raw Sewage (MG)	Partially Treated (MG)	Dilute Raw Sewage (MG)
	0.00100	

County Totals **Jackson**

Raw Sewage (MG)	Partially Treated (MG)	Dilute Raw Sewage (MG)
	0.00100	

MG = million gallons

MICHIGAN DEPARTMENT OF ENVIRONMENT, GREAT LAKES, AND ENERGY

ByPass Detail Report
January 1 - December 31, 2019

Kent

Cedarfield MHC

Cedarfield MHC

Submission ID. **HNM-AS10-D7QPM**
Permit **GW1810238**

Start Day	Start Time	End Day	End Time
2/3/2019	1:00:00 PM	2/4/2019	9:30:00 AM

Rain(in.) = 0.25

Raw Sewage (MG)	Partially Treated (MG)	Dilute Raw Sewage (MG)
	0.00120	

Location: Sludge storage tank

Cause: The digester was decanted into the influent tank and was too much to handle so it back fed to the sludge storage tank where a check valve failed and ran on to ground by sludge storage tank.

EGLE_Action: The discharge is currently under review by the Department.

Cedarfield MHC

Submission ID. **HNM-DVF1-7TXB4**
Permit **GW1810238**

Start Day	Start Time	End Day	End Time
2/8/2019	5:00:00 AM	2/8/2019	7:30:00 AM

Raw Sewage (MG)	Partially Treated (MG)	Dilute Raw Sewage (MG)
	0.00150	

Location: Sludge storage tank

Cause: power outage people running water so pipes do not freeze overwhelmed the influent Equilization tank and overflowed through pipe by sludge storage tank

EGLE_Action: Currently under review by the Department

MG = million gallons

MICHIGAN DEPARTMENT OF ENVIRONMENT, GREAT LAKES, AND ENERGY

ByPass Detail Report
January 1 - December 31, 2019

Cedarfield MHC

Submission ID. **HNW-5C21-21N3H**
Permit **GW1810238**

Start Day	Start Time	End Day	End Time
12/20/2019	7:30:00 AM	12/20/2019	7:40:00 AM

Raw Sewage (MG)	Partially Treated (MG)	Dilute Raw Sewage (MG)
	0.00100	

Location: Sludge hauling truck.

Cause: Sludge hauler was sucking out sludge from sludge storage tank to be land apllied and driver pulled away while hose was hooked up causing the sludge to spill onto ground

EGLE_Action: Under review by WRD.

Totals Cedarfield MHC

Raw Sewage (MG)	Partially Treated (MG)	Dilute Raw Sewage (MG)
	0.00370	

Grandville WWTP

Grandville WWTP

Submission ID. **HNK-JC74-FNDEF**
Permit **MI0023027**

Start Day	Start Time	End Day	End Time
1/4/2019	2:30:00 AM	1/4/2019	3:00:00 AM

Waterbody: wetlands adjacent to Rush Creek

Raw Sewage (MG)	Partially Treated (MG)	Dilute Raw Sewage (MG)
	0.00008	

Location: West side storm sewer

Cause: Digested sludge was spilled on site, 75 gallons or so made it into the storm sewer that discharges out to the west side of the plant. Operational error was the reason for spill, a tank was overfilled. Nearly all was contained prior to entering the storm sewer. All areas were cleaned up by Plummers Environmental.

EGLE_Action: Reviewed incident and follow up conducted by facility.

MG = million gallons

MICHIGAN DEPARTMENT OF ENVIRONMENT, GREAT LAKES, AND ENERGY

ByPass Detail Report
January 1 - December 31, 2019

Totals Grandville WWTP

Raw Sewage (MG)	Partially Treated (MG)	Dilute Raw Sewage (MG)
	0.00008	

Green Acres Estates MHC

Green Acres Estates MHC

Submission ID. **HNP-RVMW-T79AC**
Permit **GW1010212**

Start Day	Start Time	End Day	End Time
4/19/2019	12:00:00 PM	5/15/2019	1:00:00 AM

Rain(in.) = 2

Raw Sewage (MG)	Partially Treated (MG)	Dilute Raw Sewage (MG)
	0.00050	

Location: Drainfields

Cause: Still gathering detail; may have been the result of onsite migration from Apple Grove Estates, or, by improper valve operation

EGLE_Action: Under review by WRD+A1826:BR1826

Totals Green Acres Estates MHC

Raw Sewage (MG)	Partially Treated (MG)	Dilute Raw Sewage (MG)
	0.00050	

MG = million gallons

MICHIGAN DEPARTMENT OF ENVIRONMENT, GREAT LAKES, AND ENERGY

ByPass Detail Report
January 1 - December 31, 2019

Lakeside MHC

Lakeside MHC

Submission ID. **HNN-MA47-DKP1Y**
Permit **GW1110829**

Start Day	Start Time	End Day	End Time
3/27/2019	1:00:00 PM	4/17/2019	2:00:00 PM

Raw Sewage (MG)	Partially Treated (MG)	Dilute Raw Sewage (MG)
0.000050		

Location: Drain field

Cause: 4 inch pressure main broke due to wet ground.

EGLE_Action: Violation Notice sent to address discharge

Totals Lakeside MHC

Raw Sewage (MG)	Partially Treated (MG)	Dilute Raw Sewage (MG)
0.00005		

Saddle Ridge Condo-Algoma

Saddle Ridge Condo-Algoma

Submission ID. **HNQ-PBD4-J93JW**
Permit **MI0056723**

Start Day	Start Time	End Day	End Time
6/20/2019	2:00:00 PM	6/20/2019	2:01:00 PM

Raw Sewage (MG)	Partially Treated (MG)	Dilute Raw Sewage (MG)
	0.00001	

Location: Sewage treatment grounds

Cause: Bio tank 2's level was to high at initial start up of the re-circulation pumps. An estimated of 10 gallons over flowed the tank during the start up of the membrane system.

EGLE_Action: Addressed in Violation Notice No. VN-009818 dated August 7, 2019

MG = million gallons

MICHIGAN DEPARTMENT OF ENVIRONMENT, GREAT LAKES, AND ENERGY

ByPass Detail Report
January 1 - December 31, 2019

Saddle Ridge Condo-Algoma

Submission ID. **HNP-3Z9C-9AP4Y**
Permit **MI0056723**

Start Day	Start Time	End Day	End Time
12/11/2019	9:00:00 AM	12/11/2019	10:45:00 AM

Raw Sewage (MG)	Partially Treated (MG)	Dilute Raw Sewage (MG)
0.001000		

Cause: There was a plug in the plumbing between 2 bioreactor tanks. Since the two tanks share the same plumbing the transducer in Bioreactor #1 reads the level and the system assumes they are operating at the same level. With the plug in between the bioreactors the level in Bioreactor #2 was higher then the level in Bioreactor 1. Since the level in Bioreactor #1 was low it called for water to be added to the Bioreactors in reality the level in Bioreactor #2 was high.

EGLE_Action: The permittee has entered an Administrative Consent Order (ACO-05326) with WRD, effective 12/2/2019, to address alleged violations of NPDES Permit No. MI0056723. The compliance schedule outlined in the ACO is intended to work toward addressin

SOC_Details: Engineering evaluation, development and implementation of workplan to address deficiencies.

Totals Saddle Ridge Condo-Algoma

Raw Sewage (MG)	Partially Treated (MG)	Dilute Raw Sewage (MG)
0.00100	0.00001	

Sparta WWTP

Sparta WWTP

Submission ID. **HNM-Z5YZ-25PVT**
Permit **MI0020478**

Start Day	Start Time	End Day	End Time
3/2/2019	8:00:00 AM	3/2/2019	10:30:00 AM

Rain(in.) = 3

Raw Sewage (MG)	Partially Treated (MG)	Dilute Raw Sewage (MG)
	0.00050	

Location: Outfall 001

Cause: Digester #4 overfill protection system failed, and approx. 500gal of partially treated sewage (clear supernatant) overflowed the basin.

EGLE_Action: Facility's corrective action is accepted.

MG = million gallons

MICHIGAN DEPARTMENT OF ENVIRONMENT, GREAT LAKES, AND ENERGY

ByPass Detail Report
January 1 - December 31, 2019

Totals **Sparta WWTP**

Raw Sewage (MG)	Partially Treated (MG)	Dilute Raw Sewage (MG)
	0.00050	

Vista View Estates

Vista View Estates

Submission ID. **HNV-Z118-Y6C58**
Permit **GW1610065**

Start Day	Start Time	End Day	End Time
12/5/2019	9:00:00 AM	12/5/2019	10:13:00 AM

Raw Sewage (MG)	Partially Treated (MG)	Dilute Raw Sewage (MG)
0.001000		

Location: Primary septic tank

Cause: overflow on entry tank due to a float failure

EGLE_Action: No further actiom at this time

Totals **Vista View Estates**

Raw Sewage (MG)	Partially Treated (MG)	Dilute Raw Sewage (MG)
0.00100		

County Totals **Kent**

Raw Sewage (MG)	Partially Treated (MG)	Dilute Raw Sewage (MG)
0.00205	0.00479	

MG = million gallons

MICHIGAN DEPARTMENT OF ENVIRONMENT, GREAT LAKES, AND ENERGY

ByPass Detail Report
January 1 - December 31, 2019

Lake

Baldwin WWTP

Baldwin WWTP

Submission ID. **HNR-GZ70-BCZHA**
Permit **GW1810051**

Start Day	Start Time	End Day	End Time
7/18/2019	8:20:00 AM	7/18/2019	9:40:00 AM

Raw Sewage (MG)	Partially Treated (MG)	Dilute Raw Sewage (MG)
	0.01600	

Location: Baldwin WWTP Sludge Holding Tank Overflow

Cause: The description was to lengthy for the 1000 character limit with the details requested in the phone conversation I had with Barry Christian on 7-24-2019. ; An email will be sent with the full report to Barry at the email I have for him.; christianb2@michigan.gov. Barry plans to upload the email into MiWaters since it is not possible to attach a document to this SSO report.

EGLE_Action: I spoke with the WWTP operator, Adam Phillipp, and exchanged emails with him to get more clarify on what happened and asked that he supplement his initall SSO report with additional information, which he did. I will follow up to make sure th

Totals **Baldwin WWTP**

Raw Sewage (MG)	Partially Treated (MG)	Dilute Raw Sewage (MG)
	0.01600	

County Totals **Lake**

Raw Sewage (MG)	Partially Treated (MG)	Dilute Raw Sewage (MG)
	0.01600	

MG = million gallons

MICHIGAN DEPARTMENT OF ENVIRONMENT, GREAT LAKES, AND ENERGY

ByPass Detail Report
January 1 - December 31, 2019

Lapeer

Deerfield Pines MHC

Deerfield Pines MHC

Submission ID. **HNP-CNNC-7MNMA**
Permit **MI0053180**

Start Day	Start Time	End Day	End Time
4/26/2019	5:30:00 PM	4/28/2019	12:45:00 PM

Waterbody: Crystal Creek

Raw Sewage (MG)	Partially Treated (MG)	Dilute Raw Sewage (MG)
	0.07392	

Cause: New pumping equipment was installed on the dosing tank by 5:30pm on Friday, April 26th. The installers left the panel in AUTO, instead of OFF. When I arrived at 12:45pm on Sunday, April 28th to restart the discharge, I found the pump running in its timed settings. However, the AquaDisk equipment and chemical feed equipment were not running during this discharge. The AquaDisk had plugged nearly completely and was only discharging <5gpm upon my arrival. There was also some aeration tank overflow onto the ground surface due to the timer settings not being adjusted for the new pump gpm rates.

EGLE_Action: No further action taken at this time

Totals Deerfield Pines MHC

Raw Sewage (MG)	Partially Treated (MG)	Dilute Raw Sewage (MG)
	0.07392	

County Totals Lapeer

Raw Sewage (MG)	Partially Treated (MG)	Dilute Raw Sewage (MG)
	0.07392	

MG = million gallons

MICHIGAN DEPARTMENT OF ENVIRONMENT, GREAT LAKES, AND ENERGY

ByPass Detail Report
January 1 - December 31, 2019

Lenawee

Hudson WWTP

Hudson WWTP

Submission ID. **HNP-FY83-2TFWS**
Permit **MI0021377**

Start Day	Start Time	End Day	End Time
4/30/2019	7:00:00 PM	5/5/2019	7:00:00 AM

Rain(in.) = 3.25
Waterbody: Bean Creek

Raw Sewage (MG)	Partially Treated (MG)	Dilute Raw Sewage (MG)
	6.00000	

Location: 001A

Cause: High flow of Partly treated effluent waste water. 3,25 in of rain in 24 hrs. causing our collection system to fill to max.; We have found some manholes in the collection system have open up and receiving high volumes of water from standing water in a few fields , Working on the repair of the manholes and waiting for water to recede for repairs to be made.

EGLE_Action: No actions taken by DEQ.

Totals Hudson WWTP

Raw Sewage (MG)	Partially Treated (MG)	Dilute Raw Sewage (MG)
	6.00000	

County Totals Lenawee

Raw Sewage (MG)	Partially Treated (MG)	Dilute Raw Sewage (MG)
	6.00000	

MG = million gallons

MICHIGAN DEPARTMENT OF ENVIRONMENT, GREAT LAKES, AND ENERGY

ByPass Detail Report
January 1 - December 31, 2019

Livingston

Sylvan Glen Mobile Estates

Sylvan Glen Mobile Estates

Submission ID. **HNK-P8C3-DDD68**
Permit **3112a-0996**

Start Day	Start Time	End Day	End Time
1/7/2019	8:30:00 AM	1/7/2019	2:30:00 PM

Raw Sewage (MG)	Partially Treated (MG)	Dilute Raw Sewage (MG)
	0.02000	

Location: WWTP Property

Cause: line plugged with debris/ rags entering the final clarifier caused plant to overflow (at the re-aeration tank)

EGLE_Action: Compliance Communication sent to WWTP owner.

Totals Sylvan Glen Mobile Estates

Raw Sewage (MG)	Partially Treated (MG)	Dilute Raw Sewage (MG)
	0.02000	

County Totals **Livingston**

Raw Sewage (MG)	Partially Treated (MG)	Dilute Raw Sewage (MG)
	0.02000	

MG = million gallons

MICHIGAN DEPARTMENT OF ENVIRONMENT, GREAT LAKES, AND ENERGY

ByPass Detail Report
January 1 - December 31, 2019

Mackinac

Mackinac Island WWTP

Mackinac Island WWTP

Submission ID. **HNT-K61Q-CK7CD**
Permit **MI0026751**

Start Day	Start Time	End Day	End Time
8/27/2019	1:00:00 AM	8/27/2019	1:00:00 AM

Raw Sewage (MG)	Partially Treated (MG)	Dilute Raw Sewage (MG)
	0.00020	

Cause: fully treated WWTP overflow during high flow period

EGLE_Action: Violation Notice sent to require the City minimize the chance of occurrence and mitigate impacts if a discharge event does occur.

SOC_Details: Submit a wet weather plan.

Totals Mackinac Island WWTP

Raw Sewage (MG)	Partially Treated (MG)	Dilute Raw Sewage (MG)
	0.00020	

County Totals Mackinac

Raw Sewage (MG)	Partially Treated (MG)	Dilute Raw Sewage (MG)
	0.00020	

MG = million gallons

MICHIGAN DEPARTMENT OF ENVIRONMENT, GREAT LAKES, AND ENERGY

ByPass Detail Report
January 1 - December 31, 2019

Manistee

Manistee CM

Manistee CM

Submission ID. **HNS-WBGT-3HA5K**
Permit **MI 0020362**

Start Day	Start Time	End Day	End Time
8/22/2019	12:00:00 PM	9/18/2019	8:00:00 AM

Waterbody: Manistee River

Raw Sewage (MG)	Partially Treated (MG)	Dilute Raw Sewage (MG)
3.400000		

Location: monroe and US31

Cause: Collapse of a sanitary sewer pipe. Sewage entered a storm sewer through an illicit connection. Sewage flowed to Manistee River from a storm sewer.

EGLE_Action: SSO document reviewed by WRD. No further actions

SOC_Details: Permit requires SSOs be eliminated by 11-1-20

Manistee CM

Submission ID. **HNW-FJEA-3Y86M**
Permit **MI 0020362**

Start Day	Start Time	End Day	End Time
12/31/2019	10:00:00 AM	1/1/2020	8:00:00 AM

Waterbody: Manistee Lake

Raw Sewage (MG)	Partially Treated (MG)	Dilute Raw Sewage (MG)
0.003300		

Location: Manistee WWTP

Cause: Drain line for the supernatant draw plugged causing the drainage chamber to overflow. Majority of supernatant ran onto plant property. Estimated 75 gallons made it's way to Lake Manistee.

EGLE_Action: SSO Document Reviewed by WRD. No Further Actions

Totals Manistee CM

Raw Sewage (MG)	Partially Treated (MG)	Dilute Raw Sewage (MG)
3.40330		

MG = million gallons

MICHIGAN DEPARTMENT OF ENVIRONMENT, GREAT LAKES, AND ENERGY

ByPass Detail Report
January 1 - December 31, 2019

County Totals **Manistee**

Raw Sewage (MG)	Partially Treated (MG)	Dilute Raw Sewage (MG)
3.40330		

Marquette

Marquette WWTP

Marquette WWTP

Submission ID. **HNN-5JSM-0087K**

Start Day	Start Time	End Day	End Time
3/10/2019	3:00:00 PM	3/10/2019	3:30:00 PM

Waterbody: Carp River

Raw Sewage (MG)	Partially Treated (MG)	Dilute Raw Sewage (MG)
	0.00010	

Location: Stormwater Manhole

Cause: The pumps in the decant wet well did not turn on. We were decanting water off the top of the biosolids storage tanks at the time. The water overflowed through a pipe into the vactor pad and out into the drive way. The storm sewer was frozen and we used a pump to pump the water back into the treatment plant. However a small amount worked its way through the ice into the storm sewer. Less than 100 gallons

EGLE_Action: Site Inspection

SOC_Details: Change alarm system.

Totals **Marquette WWTP**

Raw Sewage (MG)	Partially Treated (MG)	Dilute Raw Sewage (MG)
	0.00010	

County Totals **Marquette**

Raw Sewage (MG)	Partially Treated (MG)	Dilute Raw Sewage (MG)
	0.00010	

MG = million gallons

MICHIGAN DEPARTMENT OF ENVIRONMENT, GREAT LAKES, AND ENERGY

ByPass Detail Report
January 1 - December 31, 2019

Menominee

Powers WWSL

Powers WWSL

Submission ID. **HNP-4F3H-SEA1E**
Permit **MIG580212**

Start Day	Start Time	End Day	End Time
4/18/2019	6:40:00 AM	4/22/2019	6:35:00 PM

Rain(in.) = 0.36
Waterbody: Big Cedar River

Raw Sewage (MG)	Partially Treated (MG)	Dilute Raw Sewage (MG)
	9.24000	

Location: 001A

Cause: Discharging of treated sewage mixed with partially treated sewage due to cell no longer being isolated during discharge. Caused by higher flows from above average snow melt and previous rain event.

EGLE_Action: No additional action taken at this time

Totals Powers WWSL

Raw Sewage (MG)	Partially Treated (MG)	Dilute Raw Sewage (MG)
	9.24000	

County Totals Menominee

Raw Sewage (MG)	Partially Treated (MG)	Dilute Raw Sewage (MG)
	9.24000	

MG = million gallons

MICHIGAN DEPARTMENT OF ENVIRONMENT, GREAT LAKES, AND ENERGY

ByPass Detail Report
January 1 - December 31, 2019

Midland

Dow Chemical-Midland

Dow Chemical-Midland

Submission ID. **HNN-9D9J-E0KN6**
Permit **MI0000868**

Start Day	Start Time	End Day	End Time
3/11/2019	2:57:00 PM	3/11/2019	4:00:00 PM

Raw Sewage (MG) Partially Treated (MG) Dilute Raw Sewage (MG)

Location: No Offsite Discharge

Cause: Due to temporary blockage in a small section of our sewer line, wastewater overflowed onto asphalt and through gravel before draining to the WWTP through another sewer line.

EGLE_Action: No further action taken. Entity is committed to regular maintenance preventing any further SSO.

Dow Chemical-Midland

Submission ID. **HNR-ZB0A-QQZPQ**
Permit **MI0000868**

Start Day	Start Time	End Day	End Time
8/11/2019	5:09:00 PM	8/11/2019	10:00:00 PM

Raw Sewage (MG) Partially Treated (MG) Dilute Raw Sewage (MG)

Location: No Offsite Discharge

Cause: Due to a temporary blockage in a small section of onsite sewer line, wastewater overflowed onto asphalt and through gravel before draining to the WWTP through another sewer line.

EGLE_Action: No further action required. All overflow was recaptured by the collection system.

MG = million gallons

MICHIGAN DEPARTMENT OF ENVIRONMENT, GREAT LAKES, AND ENERGY

ByPass Detail Report
January 1 - December 31, 2019

Dow Chemical-Midland

Submission ID. **HNS-X99X-STQQ3**
Permit **MI0000868**

Start Day	Start Time	End Day	End Time
9/18/2019	8:40:00 PM	9/18/2019	12:00:00 AM

Raw Sewage (MG)	Partially Treated (MG)	Dilute Raw Sewage (MG)

Location: No Offsite Discharge

Cause: Due to a temporary blockage in a small section of onsite sewer line, wastewater overflowed onto asphalt and through gravel before draining to the WWTP through another sewer line.

EGLE_Action: Escalated enforcement to be taken

Totals Dow Chemical-Midland

Raw Sewage (MG)	Partially Treated (MG)	Dilute Raw Sewage (MG)

County Totals Midland

Raw Sewage (MG)	Partially Treated (MG)	Dilute Raw Sewage (MG)

MG = million gallons

MICHIGAN DEPARTMENT OF ENVIRONMENT, GREAT LAKES, AND ENERGY

ByPass Detail Report
January 1 - December 31, 2019

Montcalm

Greenville WWTP

Greenville WWTP

Submission ID. **HNM-G79E-GH4C2**
Permit **MI0020397**

Start Day	Start Time	End Day	End Time
2/10/2019	6:00:00 PM	2/10/2019	6:30:00 PM

Raw Sewage (MG)	Partially Treated (MG)	Dilute Raw Sewage (MG)
	0.00300	

Location: Primary Clarifier

Cause: The discharge came from primary clarifier and covered small area by chlorine contact chamber. It never made it to the river before problem was resolved. It seeped into the ground between tanks. The reason for discharge was power outage caused tower pumps to fail and they had to be reset manually which is what the operator did once on site.

EGLE_Action: The discharge was addressed with other items in a second violation notice (SVN-00811) to the facility dated March 8, 2019.

Totals Greenville WWTP

Raw Sewage (MG)	Partially Treated (MG)	Dilute Raw Sewage (MG)
	0.00300	

MG = million gallons

MICHIGAN DEPARTMENT OF ENVIRONMENT, GREAT LAKES, AND ENERGY

ByPass Detail Report
January 1 - December 31, 2019

Lakeview WWTP

Lakeview WWTP

Submission ID. **HNR-BFPG-DNR1Z**
Permit **MI0023388**

Start Day	Start Time	End Day	End Time
7/17/2019	8:45:00 AM	7/17/2019	11:00:00 AM

Raw Sewage (MG)	Partially Treated (MG)	Dilute Raw Sewage (MG)
	0.00010	

Location: Lakeview WWTP

Cause: Lagoon sludge that was being transferred - after dredging to the dewatering equipment when a hose separated.

EGLE_Action: Facility corrective action was acceptable. EGLE staff happened to be onsite for an NPDES inspection. The discharge will be documented in the associated inspection report.

Totals Lakeview WWTP

Raw Sewage (MG)	Partially Treated (MG)	Dilute Raw Sewage (MG)
	0.00010	

County Totals Montcalm

Raw Sewage (MG)	Partially Treated (MG)	Dilute Raw Sewage (MG)
	0.00310	

MG = million gallons

MICHIGAN DEPARTMENT OF ENVIRONMENT, GREAT LAKES, AND ENERGY

ByPass Detail Report
January 1 - December 31, 2019

Oakland

Lyon Township WWTP

Lyon Township WWTP

Submission ID. **HNM-XQE6-0BRKP**
Permit **GW1810078**

Start Day	Start Time	End Day	End Time
2/19/2019	12:00:00 PM	2/19/2019	1:00:00 PM

Waterbody: Blackwood Drain

Raw Sewage (MG)	Partially Treated (MG)	Dilute Raw Sewage (MG)
	0.01000	

Location: West Beds RIB

Cause: Final effluent from the waste water plant breached berm of #2 West RIB. frozen ground slowed Infiltration rate

EGLE_Action: No further Action taken at this time

Totals Lyon Township WWTP

Raw Sewage (MG)	Partially Treated (MG)	Dilute Raw Sewage (MG)
	0.01000	

Oakland Co-Pontiac WWTP

Oakland Co-Pontiac WWTP

Submission ID. **HNM-VA6B-SWN7C**
Permit **MI0023825**

Start Day	Start Time	End Day	End Time
2/23/2019	1:45:00 AM	2/23/2019	2:00:00 AM

Rain(in.) = 0.36

Raw Sewage (MG)	Partially Treated (MG)	Dilute Raw Sewage (MG)
	0.00100	

Location: on ground -Chamber 'O'

Cause: Approximately 1,000 gallons of chlorinated secondary effluent spilled out of a chamber due to a malfunctioned actuator.

EGLE_Action: On plant site - resolved.

MG = million gallons

MICHIGAN DEPARTMENT OF ENVIRONMENT, GREAT LAKES, AND ENERGY

ByPass Detail Report
January 1 - December 31, 2019

Oakland Co-Pontiac WWTP

Submission ID. **HNR-PM5C-HP5RD**
Permit **MI0023825**

Start Day	Start Time	End Day	End Time
8/1/2019	5:50:00 AM	8/1/2019	6:00:00 AM

Raw Sewage (MG)	Partially Treated (MG)	Dilute Raw Sewage (MG)
	0.03500	

Location: on ground in vicinity of tank

Cause: Approximately 35,000 gallons of chlorinated secondary effluent spilled out of the Waste Wash Water Tank due to operator error.

EGLE_Action: none required

Totals Oakland Co-Pontiac WWTP

Raw Sewage (MG)	Partially Treated (MG)	Dilute Raw Sewage (MG)
	0.03600	

Wixom WWTP

Wixom WWTP

Submission ID. **HNQ-GQK8-62NZD**
Permit **MI0024384**

Start Day	Start Time	End Day	End Time
6/13/2019	3:30:00 PM	6/13/2019	7:30:00 PM

Rain(in.) = 0.41

Waterbody: Norton Creek

Raw Sewage (MG)	Partially Treated (MG)	Dilute Raw Sewage (MG)
	0.00490	

Location: 001A

Cause: Bypass occurred at the split box which separates post secondary effluent from the post tertiary effluents. (Tertiary effluent heads directly to UV treatment)

EGLE_Action: reviewed. Pump breakdown.

MG = million gallons

MICHIGAN DEPARTMENT OF ENVIRONMENT, GREAT LAKES, AND ENERGY

ByPass Detail Report
January 1 - December 31, 2019

Totals	Wixom WWTP			
		Raw Sewage (MG)	Partially Treated (MG)	Dilute Raw Sewage (MG)
			0.00490	

County Totals	Oakland			
		Raw Sewage (MG)	Partially Treated (MG)	Dilute Raw Sewage (MG)
			0.05090	

MG = million gallons

MICHIGAN DEPARTMENT OF ENVIRONMENT, GREAT LAKES, AND ENERGY

ByPass Detail Report
January 1 - December 31, 2019

Ontonagon

Interior Township WWSL

Interior Township WWSL

Submission ID. **HNQ-5212-4CV0J**
Permit **MIG580218**

Start Day	Start Time	End Day	End Time
4/8/2019	3:00:00 PM	5/6/2019	1:30:00 PM

Rain(in.) = 2.47
Waterbody: Trout Creek

Raw Sewage (MG)	Partially Treated (MG)	Dilute Raw Sewage (MG)
	1.97000	

Cause: . On Apr 8 Cell 2 was overflowing to the outflow on the creek. I believe the problem started after the discharge last fall. We had a major rain that brought up water levels more than usual. We also had more than normal precipitation since. I also am trying to discover where in the collection system we are getting infiltration or storm water entering from sump pumps.

EGLE_Action: directed Twp to report as an SSO Other (lagoon overflow)

Totals Interior Township WWSL

Raw Sewage (MG)	Partially Treated (MG)	Dilute Raw Sewage (MG)
	1.97000	

MG = million gallons

MICHIGAN DEPARTMENT OF ENVIRONMENT, GREAT LAKES, AND ENERGY

ByPass Detail Report
January 1 - December 31, 2019

Ontonagon WWSL

Ontonagon WWSL

Submission ID. **HNN-Z8N3-K1N3E**
Permit **580277**

Start Day	Start Time	End Day	End Time
4/11/2019	5:00:00 PM	4/16/2019	7:00:00 PM

Waterbody: Ontonagon River

Raw Sewage (MG)	Partially Treated (MG)	Dilute Raw Sewage (MG)
	8.86400	

Location: lagoon 001

Cause: lagoons are overflowing due to late spring melt, discharge is from final treatment pond, pre discharge samples were taken on 4/10/19 pending good results overflow will convert to normal seasonal discharge

EGLE_Action: compliance communication to upgrade sanitary sewer and eliminate I&I

Totals Ontonagon WWSL

Raw Sewage (MG)	Partially Treated (MG)	Dilute Raw Sewage (MG)
	8.86400	

County Totals Ontonagon

Raw Sewage (MG)	Partially Treated (MG)	Dilute Raw Sewage (MG)
	10.83400	

MG = million gallons

MICHIGAN DEPARTMENT OF ENVIRONMENT, GREAT LAKES, AND ENERGY

ByPass Detail Report
January 1 - December 31, 2019

Otsego

Michaywe Clubhouse WWTS

Michaywe Clubhouse WWTS

Submission ID. **HNT-HDQD-4BJP8**

Start Day	Start Time	End Day	End Time
10/10/2019	1:00:00 PM	10/14/2019	1:00:00 PM

Rain(in.) = 0.79

Raw Sewage (MG)	Partially Treated (MG)	Dilute Raw Sewage (MG)
	0.00003	

Location: Michaywe Clubhouse

Cause: ponded effluent at drainfield

EGLE_Action: The Department is following up with facility and LHD to determine what needs to be done with failed replacement drainfield while original drainfield, which was determined to be in good condition by the LHD, is being used.

Totals Michaywe Clubhouse WWTS

Raw Sewage (MG)	Partially Treated (MG)	Dilute Raw Sewage (MG)
	0.00003	

County Totals Otsego

Raw Sewage (MG)	Partially Treated (MG)	Dilute Raw Sewage (MG)
	0.00003	

MG = million gallons

MICHIGAN DEPARTMENT OF ENVIRONMENT, GREAT LAKES, AND ENERGY

ByPass Detail Report
January 1 - December 31, 2019

Ottawa

Hillshire Brands-Zeeland

Hillshire Brands-Zeeland

Submission ID. **HNM-7NM5-2P5YR**
Permit **MI0037451**

Start Day	Start Time	End Day	End Time
1/30/2019	5:00:00 PM	1/30/2019	6:00:00 PM

Raw Sewage (MG)	Partially Treated (MG)	Dilute Raw Sewage (MG)
	0.00020	

Location: Orbal at the WWTP

Cause: Partially treated wastewater flowed out of the Orbal treatment system at the point where the motor drives exits the tank. Most of the overflow appears to have exited at the south drive, although it is possible that there was some discharge at the other drives. Discharge from the south drive flowed along the stairs and snow covered grassy area, exiting onto the pavement. Discharge flowed to drain near the sludge loading area. From there it flowed by gravity to lift station where it was then pumped back into the treatment system. Cause of overflow from Orbal appears to be part of a broken disk blocking the outflow pipe.

EGLE_Action: A Violation Notice was sent to address discharge

SOC_Details: To address noncompliance and provide plan to eliminate discharges from the concrete cut-aways in the Orbal.

MG = million gallons

MICHIGAN DEPARTMENT OF ENVIRONMENT, GREAT LAKES, AND ENERGY

ByPass Detail Report
January 1 - December 31, 2019

Hillshire Brands-Zeeland

Submission ID. **HNR-678P-76Z28**
Permit **MI0037451**

Start Day	Start Time	End Day	End Time
7/11/2019	2:00:00 AM	7/11/2019	4:30:00 AM

Raw Sewage (MG)	Partially Treated (MG)	Dilute Raw Sewage (MG)
	0.00180	

Location: Soils around the new screening building

Cause: Overflow from screen room filtering process. Overflow spilled into screen room building and approximately 1800 flowed out thru door openings. Appears to be as a result of equipment start-up malfunction. Operator observed spill material on the ground at about 7:30 am. When discovered there was no active overflow.

EGLE_Action: None at this time. The WRD is monitoring the spill history of the facility.

Totals Hillshire Brands-Zeeland

Raw Sewage (MG)	Partially Treated (MG)	Dilute Raw Sewage (MG)
	0.00200	

Tallmadge Meadows

Tallmadge Meadows

Submission ID. **HNR-C9CJ-TESN9**
Permit **GW1110234**

Start Day	Start Time	End Day	End Time
7/18/2019	2:00:00 PM	7/19/2019	

Raw Sewage (MG)	Partially Treated (MG)	Dilute Raw Sewage (MG)
	0.00010	

Cause: Septic tank effluent is exiting several sewer cleanouts in the back drainfield area. These cleanouts are broken, likely due to a recent brush-hogging/mowing event. The park staff was instructed to restrict access to the area, spread with lime, and repair the cleanouts.

EGLE_Action: None at this time

MG = million gallons

MICHIGAN DEPARTMENT OF ENVIRONMENT, GREAT LAKES, AND ENERGY

ByPass Detail Report
January 1 - December 31, 2019

Totals	Tallmadge Meadows			
		Raw Sewage (MG)	Partially Treated (MG)	Dilute Raw Sewage (MG)
			0.00010	

County Totals	Ottawa			
		Raw Sewage (MG)	Partially Treated (MG)	Dilute Raw Sewage (MG)
			0.00210	

MG = million gallons

MICHIGAN DEPARTMENT OF ENVIRONMENT, GREAT LAKES, AND ENERGY

ByPass Detail Report
January 1 - December 31, 2019

Presque Isle

Onaway WWTP

Onaway WWTP

Submission ID. **HNW-DBR5-6QW78**

Start Day	Start Time	End Day	End Time
12/30/2019	8:30:00 AM	12/31/2019	8:30:00 AM

Rain(in.) = 0.5

Waterbody: Bowen Creek

Raw Sewage (MG)	Partially Treated (MG)	Dilute Raw Sewage (MG)
	1.00000	

Cause: ice pulled overflow pipe apart and water leaked out of filter to the wetlands

EGLE_Action: Violation notice issued (VN-010294)

Totals Onaway WWTP

Raw Sewage (MG)	Partially Treated (MG)	Dilute Raw Sewage (MG)
	1.00000	

County Totals Presque Isle

Raw Sewage (MG)	Partially Treated (MG)	Dilute Raw Sewage (MG)
	1.00000	

MG = million gallons

MICHIGAN DEPARTMENT OF ENVIRONMENT, GREAT LAKES, AND ENERGY

ByPass Detail Report
January 1 - December 31, 2019

Roscommon

Suds of St Helen

Suds of St Helen

Submission ID. **HNR-WR09-QT4QY**
Permit **GW1010302**

Start Day	Start Time	End Day	End Time
8/7/2019	2:00:00 PM	8/7/2019	2:00:00 PM

Raw Sewage (MG)	Partially Treated (MG)	Dilute Raw Sewage (MG)
	0.00001	

Location: EQ-1, LA-1

Cause: Septic Tank effluent has made the ground wet at the edge of the drainfield

EGLE_Action: VN sent to facility to address failing system

Totals Suds of St Helen

Raw Sewage (MG)	Partially Treated (MG)	Dilute Raw Sewage (MG)
	0.00001	

County Totals Roscommon

Raw Sewage (MG)	Partially Treated (MG)	Dilute Raw Sewage (MG)
	0.00001	

MG = million gallons

MICHIGAN DEPARTMENT OF ENVIRONMENT, GREAT LAKES, AND ENERGY

ByPass Detail Report
January 1 - December 31, 2019

Saginaw

Buena Vista Township WWTP

Buena Vista Township WWTP

Submission ID. **HNQ-3ESJ-M5P4W**
Permit **MI0022497**

Start Day	Start Time	End Day	End Time
5/26/2019	6:00:00 AM	5/27/2019	7:30:00 PM

Rain(in.) = 2.35
Waterbody: Koehler Drain & Saginaw River

Raw Sewage (MG)	Partially Treated (MG)	Dilute Raw Sewage (MG)
	3.92400	

Location: Basin 002
Cause: Partially treated primary and influent water. Rained dropping 2.35 inches at plant in 1 day.
EGLE_Action: Violation notice sent requiring plan for I&I investigation.

Totals Buena Vista Township WWTP

Raw Sewage (MG)	Partially Treated (MG)	Dilute Raw Sewage (MG)
	3.92400	

Frankenmuth WWTP

Frankenmuth WWTP

Submission ID. **HNK-HHFH-YA4HJ**
Permit **MI0022942**

Start Day	Start Time	End Day	End Time
5/25/2019	6:00:00 AM	5/25/2019	10:00:00 AM

Rain(in.) = 3.67
Waterbody: Cass River

Raw Sewage (MG)	Partially Treated (MG)	Dilute Raw Sewage (MG)
	0.05000	

Location: Frankenmuth Water Resource Facility
Cause: Excessive flows due to heavy rains exceeded the piping capacity of the wastewater plant, as a result the primary tank overflowed onto plant grounds.
EGLE_Action: No further action taken, storm event was in exceedance of remedial design standard 25-year 24-hr event

MG = million gallons

MICHIGAN DEPARTMENT OF ENVIRONMENT, GREAT LAKES, AND ENERGY

ByPass Detail Report
January 1 - December 31, 2019

Frankenmuth WWTP

Submission ID. **HNQ-EHNV-VW0BY**
Permit **MI0022942**

Start Day	Start Time	End Day	End Time
6/10/2019	9:30:00 AM	6/10/2019	1:00:00 PM

Rain(in.) = 2.85
Waterbody: Cass River

Raw Sewage (MG)	Partially Treated (MG)	Dilute Raw Sewage (MG)
	0.04200	

Location: City of Frankenmuth WRRF

Cause: Partially treated raw sewage spilled onto plant grounds due to heavy rain . High flows inundated the plant exceeding hydraulic capacity of the facilities design.

EGLE_Action: Violation issued, follow up on sources of I/I

Totals Frankenmuth WWTP

Raw Sewage (MG)	Partially Treated (MG)	Dilute Raw Sewage (MG)
	0.09200	

County Totals Saginaw

Raw Sewage (MG)	Partially Treated (MG)	Dilute Raw Sewage (MG)
	4.01600	

MG = million gallons

MICHIGAN DEPARTMENT OF ENVIRONMENT, GREAT LAKES, AND ENERGY

ByPass Detail Report
January 1 - December 31, 2019

St. Joseph

Three Rivers WWTP

Three Rivers WWTP

Submission ID. **HNV-ZR3X-3M844**
Permit **MI0020991**

Start Day	Start Time	End Day	End Time
12/12/2019	10:40:00 AM	12/12/2019	11:20:00 AM

Raw Sewage (MG)	Partially Treated (MG)	Dilute Raw Sewage (MG)
	0.00120	

Location: North ATAD Tank and foam containment area

Cause: At 11:17am on December 12th, 2019, DPS personnel notified the TRWWTP that there was a black coating on the side of the North ATAD Tank. TRWWTP immediately shut down all ATAD processing equipment. Inspection revealed that ATAD foam had escaped the digester through the roof hatches. TRWWTP personnel immediately began clean-up of the impacted area. Approximately 1,200 gallons of partially treated biosolids were vactored during the clean-up and returned to the treatment process. ; SUSPECTED REASONS FOR DISCHARGE:; 1.) High winds during the 12-9-19 raised the monitored roof hatch causing the High Foam Level Switch to partially disable the ATAD treatment process by limiting the operations of the ATAD blowers and defoam pump.; 2.) The High Level Foam Switch was reset and returned to normal operation on 12-10-19. The partially digested biosolids were then subjected to full digestion and thermophilic bacteria began to grow at an exponential rate.

EGLE_Action: Event reviewed and was properly remediated by WWTP personnel.

Totals Three Rivers WWTP

Raw Sewage (MG)	Partially Treated (MG)	Dilute Raw Sewage (MG)
	0.00120	

County Totals St. Joseph

Raw Sewage (MG)	Partially Treated (MG)	Dilute Raw Sewage (MG)
	0.00120	

MG = million gallons

MICHIGAN DEPARTMENT OF ENVIRONMENT, GREAT LAKES, AND ENERGY

ByPass Detail Report
January 1 - December 31, 2019

Washtenaw

Ann Arbor CM

Ann Arbor CM

Submission ID. **HNP-E704-9CDV5**
Permit **MI0022217**

Start Day	Start Time	End Day	End Time
5/1/2019	5:30:00 AM	5/1/2019	6:10:00 AM

Rain(in.) = 1.59
Waterbody: Huron River

Raw Sewage (MG)	Partially Treated (MG)	Dilute Raw Sewage (MG)
	0.07500	

Location: WWTP East Plant Stormwater

Cause: At approximately 5:30 a.m. on Wednesday, May 1, 2019, staff at the City of Ann Arbor Wastewater Treatment Plant discovered an overflow of plant effluent water from the tertiary filter backwash wet well. The partially treated wastewater, which did not receive ultra-violet disinfection, flowed directly into the Huron River via a stormwater outfall. The City staff worked quickly to remedy the issue. The total discharge of partially treated wastewater into the Huron River is estimated to be 75,000 gallons. During this same timeframe, the flow in the Huron River was approximately 36,000,000 gallons.

EGLE_Action: Escalated enforcement action initiated.

Totals Ann Arbor CM

Raw Sewage (MG)	Partially Treated (MG)	Dilute Raw Sewage (MG)
	0.07500	

MG = million gallons

MICHIGAN DEPARTMENT OF ENVIRONMENT, GREAT LAKES, AND ENERGY

ByPass Detail Report
January 1 - December 31, 2019

YCUA Regional WWTP

YCUA Regional WWTP

Submission ID. **HNN-XYHQ-ECBF6**
Permit **MI0042676**

Start Day	Start Time	End Day	End Time
4/10/2019	9:30:00 AM	4/10/2019	9:31:00 AM

Raw Sewage (MG)	Partially Treated (MG)	Dilute Raw Sewage (MG)
	0.00005	

Location: WWTP ground

Cause: YCUA had setup temporary bypass provisions for the filter backwash water to facilitate improvements on the pumping equipment. The bypass line fitting came loose and leaked the filter back wash water on to the adjacent ground surface. Staff onsite realized quickly and prevented further leak. YCUA estimated 50 gallons leaked from the line to the ground surface,

EGLE_Action: No further actions taken. YCUA vactored the catch basin sump, ensured that spilled water did not exit the catch basin, and cleaned the pavement

YCUA Regional WWTP

Submission ID. **HNP-B0W9-NSCQQ**
Permit **MI0042676**

Start Day	Start Time	End Day	End Time
4/26/2019	7:30:00 PM	4/28/2019	6:26:00 AM

Waterbody: Lower Branch of Rouge River in Canton Tow

Raw Sewage (MG)	Partially Treated (MG)	Dilute Raw Sewage (MG)
	13.99180	

Cause: YCUA WWTP has been receiving a sustained excess flow from the wet weather conditions on 4/25/19 and 4/26/19. Consequently the west tertiary filters were unable to handle the flow and became inoperable and required continual maintenance. Hence inorder to avoid any spillage of secondary effluent to the environment, the secondary effluent was allowed to partially bypass the west tertiary filters. All of the flow was disinfected through the UV Disinfection.

EGLE_Action: Violation Notice was sent to address discharge

MG = million gallons

MICHIGAN DEPARTMENT OF ENVIRONMENT, GREAT LAKES, AND ENERGY

ByPass Detail Report
January 1 - December 31, 2019

YCUA Regional WWTP

Submission ID. **HNP-EGQE-H170M**
Permit **MI0042676**

Start Day	Start Time	End Day	End Time
5/1/2019	7:00:00 AM	5/4/2019	11:30:00 AM

Rain(in.) = 3.01
Waterbody: Lower Branch of Rouge River

Raw Sewage (MG)	Partially Treated (MG)	Dilute Raw Sewage (MG)
	112.96100	

Location: Lower Branch of Rouge River

Cause: YCUA WWTP has been receiving sustained flows in excess of 70 mgd due to the wet weather in the preceding week. Consequently the west tertiary filters became inoperable and required frequent maintenance. In order to avoid spillage of secondary effluent to the environment and ensure efficient operation, a portion of the secondary effluent was allowed to bypass the filters.

EGLE_Action: Violation Notice was sent to address discharge

Totals YCUA Regional WWTP

Raw Sewage (MG)	Partially Treated (MG)	Dilute Raw Sewage (MG)
	126.95285	

County Totals Washtenaw

Raw Sewage (MG)	Partially Treated (MG)	Dilute Raw Sewage (MG)
	127.02785	

MG = million gallons

MICHIGAN DEPARTMENT OF ENVIRONMENT, GREAT LAKES, AND ENERGY

ByPass Detail Report
January 1 - December 31, 2019

Wayne

GLWA WRRF

GLWA WRRF

Submission ID. **HNK-4XX9-DQNBC**

Start Day	Start Time	End Day	End Time
5/7/2019	4:42:00 AM	5/7/2019	4:46:00 AM

Rain(in.) = 0.1

Raw Sewage (MG)	Partially Treated (MG)	Dilute Raw Sewage (MG)
	0.00013	

Location: Structure near PS 1

Cause: Plant was in Wet Weather Status. The Discharge happened while taking a primary clarifier out of service for maintenance.

EGLE_Action: Long-term Control Program being implemented; controls include retention/treatment basins (6 on-line), CSO Screening/Disinfection Facilities (3 on-line), and 13 in-system storage dams in the collection system sewers (on-line) for temporary sto

GLWA WRRF

Submission ID. **HNR-BPM7-E572X**

Permit **MI0022802**

Start Day	Start Time	End Day	End Time
7/10/2019	11:07:00 AM	7/10/2019	12:04:00 PM

Waterbody: Detroit River

Raw Sewage (MG)	Partially Treated (MG)	Dilute Raw Sewage (MG)
	32.70000	

Location: Detroit River Outfall 049F

Cause: The unanticipated bypass occurred due to a miscommunication between GLWA and an on-site contractor working in our Sodium Hypochlorite Facility. At the time of the incident, GLWA was feeding sodium hypochlorite to disinfect all plant effluent through the Detroit River Outfall (049F). The miscommunication resulted in the contractor closing off the supply of carrier water for the sodium hypochlorite feed thereby comprising the dispersion of chemical which resulted in a loss of total residual chlorine.

EGLE_Action: An compliance communication was sent to address this SSO.

MG = million gallons

MICHIGAN DEPARTMENT OF ENVIRONMENT, GREAT LAKES, AND ENERGY

ByPass Detail Report
January 1 - December 31, 2019

Totals **GLWA WRRF**

Raw Sewage (MG)	Partially Treated (MG)	Dilute Raw Sewage (MG)
	32.70013	

Long-term Control Program being implemented; controls include retention/treatment basins (6 on-line), CSO Screening/Disinfection Facilities (3 on-line), and 13 in-system storage dams in the collection system sewers (on-line) for temporary storing and subsequent transport of combined flow to the wastewater treatment plant; expansion of primary treatment capacity at the WWTP to 1700 MGD (on-line). To date, 14 CSOs have been eliminated, and construction of the Oakwood RTB has been completed. In addition to these 14 outfalls, 5 untreated Rouge River CSOs downstream of the turning basin are now controlled An amended LTCP was submitted in late 2008 that proposed control projects and associated schedules for 3 untreated CSOs to the Old Channel of the Rouge River, and the 39 remaining untreated CSOs to the Detroit River. However in 2009, due to its deteriorating financial condition, Detroit terminated construction of the Upper Rouge CSO Capture Tunnel (URT). A financial capability assessment (FCA) was submitted and approved by the Department. The alternative LTCP was included in the 2011 permit modification. Another FCA was submitted by Detroit in 2012 as required by the Permit. The FCA again documented that costs associated with continued implementation of the CSO correction program were a high burden to the City of Detroit residents. Reflecting the 2012 FCA and updated costs for effectively operating the WWTP and other facilities, and taking into account opportunities to use Green Infrastructure and apply adaptive management, the permit again revised the LTCP. <

Rawsonville Woods MHC

Rawsonville Woods MHC

Submission ID. **HNV-WP28-3P474**
Permit **MI0056677**

Start Day	Start Time	End Day	End Time
6/28/2019	12:00:00 AM	8/30/2019	12:00:00 AM

Waterbody: Bradshaw Drain

Raw Sewage (MG)	Partially Treated (MG)	Dilute Raw Sewage (MG)
	0.05000	

Cause: The plant lost a blower and the effluent filter failed due to electrical issues. the plant went out of compliance with permit limits for July ad August. we did not meet our ammonia, DO or Fecal limits for about 45 days

EGLE_Action: An ACO is being drafted to address this discharge and other compliance issues at the facility

MG = million gallons

MICHIGAN DEPARTMENT OF ENVIRONMENT, GREAT LAKES, AND ENERGY

ByPass Detail Report
January 1 - December 31, 2019

Totals Rawsonville Woods MHC

Raw Sewage (MG)	Partially Treated (MG)	Dilute Raw Sewage (MG)
	0.05000	

S Huron Valley UA WWTP

S Huron Valley UA WWTP

Submission ID. **HNR-EW7Y-FM183**
Permit **MI0043800**

Start Day	Start Time	End Day	End Time
7/20/2019	3:10:00 AM	7/20/2019	8:40:00 AM

Rain(in.) = 4.01
Waterbody: Detroit River

Raw Sewage (MG)	Partially Treated (MG)	Dilute Raw Sewage (MG)
	6.43000	

Location: 001A

Cause: 6.43 MG of primary treated sewage blended with secondary treated sewage which was then chlorinated, de-chlorinated, and aerated. No NPDES Permit limitations are expected to be exceeded, but all tests have not been completed yet. Service area received 4.01" of rain in 2 hours 20 minutes from 4:43 p.m. to 7:03 p.m. on 7/19/19

EGLE_Action: Violation Notice and Second Violation Notice Sent to address discharges

S Huron Valley UA WWTP

Submission ID. **HNT-WNAX-82XPP**
Permit **MI0043800**

Start Day	Start Time	End Day	End Time
10/26/2019	10:47:00 PM	10/27/2019	12:24:00 AM

Rain(in.) = 1.15
Waterbody: Detroit River

Raw Sewage (MG)	Partially Treated (MG)	Dilute Raw Sewage (MG)
	0.34000	

Location: 001A

Cause: Excessive flows due to rain in the service area. Prior to high flows, preperations were made to activated a third treatment unit. As flows rose, the operator began the process of bringing the third unit online, however flows took an unanticipated jump and the bypass occurred as the third unit was being brought online.

EGLE_Action: Violation Notice and Second Violation Notice Sent to address discharges

MG = million gallons

MICHIGAN DEPARTMENT OF ENVIRONMENT, GREAT LAKES, AND ENERGY

ByPass Detail Report
January 1 - December 31, 2019

Totals S Huron Valley UA WWTP

Raw Sewage (MG)	Partially Treated (MG)	Dilute Raw Sewage (MG)
	6.77000	

County Totals Wayne

Raw Sewage (MG)	Partially Treated (MG)	Dilute Raw Sewage (MG)
	39.52013	

Report Totals

Raw Sewage (MG)	Partially Treated (MG)	Dilute Raw Sewage (MG)
5.54	266.16	6.64

MG = million gallons

MICHIGAN DEPARTMENT OF ENVIRONMENT, GREAT LAKES, AND ENERGY

Combined Sewer Overflow Detail Report
January 1 - December 31, 2019

Berrien

St Joseph CSO

St Joseph CSO

Submission ID. **HNM-G9YS-11KAX**
Permit **MI0026735**
Outfall **005**

Start Day	Start Time	End Day	End Time
2/7/2019	8:27:00 AM	2/7/2019	9:15:00 AM

Rain(in.) = 0.35
Waterbody: Morrison Channel

Partially Treated (MG)	Dilute Raw Sewage (MG)
	0.001

Cause: CSO Discharge resulting from a combination of rainfall, snowmelt runoff and wet soils.
EGLE Action: Long-term Control Program

St Joseph CSO

Submission ID. **HNP-CPZ6-MS7FS**
Permit **MI0026735**
Outfall **005**

Start Day	Start Time	End Day	End Time
4/29/2019	10:03:00 AM	4/29/2019	3:02:00 PM

Rain(in.) = 1.22
Waterbody: Morrison Channel

Partially Treated (MG)	Dilute Raw Sewage (MG)
	0.033

Cause: High Intensity/Volume Rainfall Event, high antecedent soil moisture content.
EGLE Action: Long-term Control Program

MG = million gallons
CSO Discharges are as a result of wet weather. Dry weather CSO discharges are classified as SSOs.

MICHIGAN DEPARTMENT OF ENVIRONMENT, GREAT LAKES, AND ENERGY

Combined Sewer Overflow Detail Report
January 1 - December 31, 2019

St Joseph CSO

Submission ID. **HNP-DR4D-ZWVBE**
Permit **MI0026735**
Outfall **005**

Start Day	Start Time	End Day	End Time
4/30/2019	6:58:00 PM	5/3/2019	1:37:00 PM

Rain(in.) = 2.24
Waterbody: Morrison Channel

Partially Treated (MG)

Dilute Raw Sewage (MG)
0.173

Cause: High intensity rainfall with high antecedent soil moisture content.
EGLE Action: Long-term Control Program

St Joseph CSO

Submission ID. **HNP-MF3C-J8BTV**
Permit **MI0026735**
Outfall **005**

Start Day	Start Time	End Day	End Time
5/9/2019	8:02:00 AM	5/9/2019	8:57:00 AM

Rain(in.) = 0.72
Waterbody: Morrison Channel

Partially Treated (MG)

Dilute Raw Sewage (MG)
0.001

Cause: Heavy rainfall with high antecedent moisture content exacerbated by high Lake/River levels.
EGLE Action: Long-term Control Program

St Joseph CSO

Submission ID. **HNT-4XC7-SCYKS**
Permit **MI0026735**
Outfall **005**

Start Day	Start Time	End Day	End Time
9/29/2019	8:55:00 AM	9/29/2019	10:43:00 AM

Rain(in.) = 2.84
Waterbody: Morrison Channel

Partially Treated (MG)

Dilute Raw Sewage (MG)
0.095

Cause: Heavy rainfall and high Lake Michigan (St. Joseph River/Morrison Channel) levels.
EGLE Action: Long-term Control Program

MG = million gallons
CSO Discharges are as a result of wet weather. Dry weather CSO discharges are classified as SSOs.

MICHIGAN DEPARTMENT OF ENVIRONMENT, GREAT LAKES, AND ENERGY

Combined Sewer Overflow Detail Report
January 1 - December 31, 2019

St Joseph CSO

Submission ID. **HNT-YD1R-DFBDD**
Permit **MI0026735**
Outfall **005**

Start Day	Start Time	End Day	End Time
10/31/2019	6:22:00 PM	10/31/2019	9:04:00 AM

Rain(in.) = 1.41
Waterbody: Morrison Channel

Partially Treated (MG)	Dilute Raw Sewage (MG)
	0.000

Cause: Rainfall, high Lake levels and high antecedent soil moisture content.
EGLE Action: Long-term Control Program

Totals St Joseph CSO

Partially Treated (MG)	Dilute Raw Sewage (MG)
	0.30

Long-term Control Program being implemented. The City will complete construction of the wet weather storage on or before November 1, 2020.

County Totals Berrien

Partially Treated (MG)	Dilute Raw Sewage (MG)
	0.30

MG = million gallons
CSO Discharges are as a result of wet weather. Dry weather CSO discharges are classified as SSOs.

MICHIGAN DEPARTMENT OF ENVIRONMENT, GREAT LAKES, AND ENERGY

Combined Sewer Overflow Detail Report
January 1 - December 31, 2019

Ingham

Lansing WWTP

Lansing WWTP

Submission ID. **HNK-NFYV-8ZPHN**
Permit **MI0023400**
Outfall **001**

Start Day	Start Time	End Day	End Time
1/7/2019	6:15:00 PM	1/7/2019	9:30:00 PM

Rain(in.) = 0.2
Waterbody: Grand River

Partially Treated (MG)	Dilute Raw Sewage (MG)
	1.357

Cause: Combined sewage and rainwater. CSOs due to rainfall.
EGLE Action: Long-term Control Program

Lansing WWTP

Submission ID. **HNK-NFYV-8ZPHN**
Permit **MI0023400**
Outfall **001**

Start Day	Start Time	End Day	End Time
1/7/2019	6:15:00 PM	1/7/2019	9:30:00 PM

Rain(in.) = 0.2
Waterbody: Red Cedar River

Partially Treated (MG)	Dilute Raw Sewage (MG)
	1.357

Cause: Combined sewage and rainwater. CSOs due to rainfall.
EGLE Action: Long-term Control Program

MG = million gallons
CSO Discharges are as a result of wet weather. Dry weather CSO discharges are classified as SSOs.

MICHIGAN DEPARTMENT OF ENVIRONMENT, GREAT LAKES, AND ENERGY

Combined Sewer Overflow Detail Report
January 1 - December 31, 2019

Lansing WWTP

Submission ID. **HNM-C850-C9NVJ**
Permit **MI0023400**
Outfall **034**

Start Day	Start Time	End Day	End Time
2/4/2019	9:50:00 AM	2/5/2019	9:53:00 AM

Rain(in.) = 1.1
Waterbody: Grand River

Partially Treated (MG)
Dilute Raw Sewage (MG)
7.740

Cause: Combined stormwater and sewage. CSO was due to snow melt. Discharge was not disinfected. Only the surface water was impacted.
EGLE Action: Long-term Control Program

Lansing WWTP

Submission ID. **HNM-C850-C9NVJ**
Permit **MI0023400**
Outfall **012**

Start Day	Start Time	End Day	End Time
2/4/2019	10:28:00 AM	2/5/2019	8:31:00 AM

Rain(in.) = 1.1
Waterbody: Grand River

Partially Treated (MG)
Dilute Raw Sewage (MG)
2.390

Cause: Combined stormwater and sewage. CSO was due to snow melt. Discharge was not disinfected. Only the surface water was impacted.
EGLE Action: Long-term Control Program

Lansing WWTP

Submission ID. **HNM-C850-C9NVJ**
Permit **MI0023400**
Outfall **015**

Start Day	Start Time	End Day	End Time
2/4/2019	10:33:00 AM	2/5/2019	8:37:00 AM

Rain(in.) = 1.1
Waterbody: Grand River

Partially Treated (MG)
Dilute Raw Sewage (MG)
2.250

Cause: Combined stormwater and sewage. CSO was due to snow melt. Discharge was not disinfected. Only the surface water was impacted.
EGLE Action: Long-term Control Program

MG = million gallons
CSO Discharges are as a result of wet weather. Dry weather CSO discharges are classified as SSOs.

MICHIGAN DEPARTMENT OF ENVIRONMENT, GREAT LAKES, AND ENERGY

Combined Sewer Overflow Detail Report
January 1 - December 31, 2019

Lansing WWTP

Submission ID. HNM-W33P-BHGQB
Permit MI0023400
Outfall 016

Start Day	Start Time	End Day	End Time
2/23/2019	5:00:00 PM	2/24/2019	12:15:00 PM

Rain(in.) = 0.34
Waterbody: Grand River

Partially Treated (MG)	Dilute Raw Sewage (MG)
	0.365

Cause: Combined stormwater and sewage. CSO was due to rainfall. Discharge was not disinfected. Only the surface water was impacted.
EGLE Action: Long-term Control Program

Lansing WWTP

Submission ID. HNM-W33P-BHGQB
Permit MI0023400
Outfall 026

Start Day	Start Time	End Day	End Time
2/23/2019	5:00:00 PM	2/24/2019	12:30:00 PM

Rain(in.) = 0.34
Waterbody: Red Cedar River

Partially Treated (MG)	Dilute Raw Sewage (MG)
	0.396

Cause: Combined stormwater and sewage. CSO was due to rainfall. Discharge was not disinfected. Only the surface water was impacted.
EGLE Action: Long-term Control Program

MG = million gallons
CSO Discharges are as a result of wet weather. Dry weather CSO discharges are classified as SSOs.

MICHIGAN DEPARTMENT OF ENVIRONMENT, GREAT LAKES, AND ENERGY

Combined Sewer Overflow Detail Report
January 1 - December 31, 2019

Lansing WWTP

Submission ID. HNM-W33P-BHGQB
Permit MI0023400
Outfall 032

Start Day	Start Time	End Day	End Time
2/23/2019	5:00:00 PM	2/24/2019	2:00:00 PM

Rain(in.) = 0.34
Waterbody: Red Cedar River

Partially Treated (MG)
Dilute Raw Sewage (MG)
0.068

Cause: Combined stormwater and sewage. CSO was due to rainfall. Discharge was not disinfected. Only the surface water was impacted.
EGLE Action: Long-term Control Program

Lansing WWTP

Submission ID. HNM-W33P-BHGQB
Permit MI0023400
Outfall 011

Start Day	Start Time	End Day	End Time
2/23/2019	5:15:00 PM	2/24/2019	10:30:00 AM

Rain(in.) = 0.34
Waterbody: Grand River

Partially Treated (MG)
Dilute Raw Sewage (MG)
0.119

Cause: Combined stormwater and sewage. CSO was due to rainfall. Discharge was not disinfected. Only the surface water was impacted.
EGLE Action: Long-term Control Program

MG = million gallons
CSO Discharges are as a result of wet weather. Dry weather CSO discharges are classified as SSOs.

MICHIGAN DEPARTMENT OF ENVIRONMENT, GREAT LAKES, AND ENERGY

Combined Sewer Overflow Detail Report
January 1 - December 31, 2019

Lansing WWTP

Submission ID. HNM-W33P-BHGQB
Permit MI0023400
Outfall 046

Start Day	Start Time	End Day	End Time
2/23/2019	5:15:00 PM	2/24/2019	10:30:00 AM

Rain(in.) = 0.34
Waterbody: Grand River

Partially Treated (MG)
Dilute Raw Sewage (MG)
0.089

Cause: Combined stormwater and sewage. CSO was due to rainfall. Discharge was not disinfected. Only the surface water was impacted.
EGLE Action: Long-term Control Program

Lansing WWTP

Submission ID. HNM-W33P-BHGQB
Permit MI0023400
Outfall 009

Start Day	Start Time	End Day	End Time
2/23/2019	5:30:00 PM	2/24/2019	11:45:00 AM

Rain(in.) = 0.34
Waterbody: Grand River

Partially Treated (MG)
Dilute Raw Sewage (MG)
1.129

Cause: Combined stormwater and sewage. CSO was due to rainfall. Discharge was not disinfected. Only the surface water was impacted.
EGLE Action: Long-term Control Program

MG = million gallons
CSO Discharges are as a result of wet weather. Dry weather CSO discharges are classified as SSOs.

MICHIGAN DEPARTMENT OF ENVIRONMENT, GREAT LAKES, AND ENERGY

Combined Sewer Overflow Detail Report
January 1 - December 31, 2019

Lansing WWTP

Submission ID. HNM-W33P-BHGQB
Permit MI0023400
Outfall 015

Start Day	Start Time	End Day	End Time
2/23/2019	5:30:00 PM	2/24/2019	12:15:00 PM

Rain(in.) = 0.34
Waterbody: Grand River

Partially Treated (MG)
Dilute Raw Sewage (MG)
1.383

Cause: Combined stormwater and sewage. CSO was due to rainfall. Discharge was not disinfected. Only the surface water was impacted.
EGLE Action: Long-term Control Program

Lansing WWTP

Submission ID. HNM-W33P-BHGQB
Permit MI0023400
Outfall 024

Start Day	Start Time	End Day	End Time
2/23/2019	5:30:00 PM	2/24/2019	11:45:00 AM

Rain(in.) = 0.34
Waterbody: Grand River

Partially Treated (MG)
Dilute Raw Sewage (MG)
0.643

Cause: Combined stormwater and sewage. CSO was due to rainfall. Discharge was not disinfected. Only the surface water was impacted.
EGLE Action: Long-term Control Program

MG = million gallons
CSO Discharges are as a result of wet weather. Dry weather CSO discharges are classified as SSOs.

MICHIGAN DEPARTMENT OF ENVIRONMENT, GREAT LAKES, AND ENERGY

Combined Sewer Overflow Detail Report
January 1 - December 31, 2019

Lansing WWTP

Submission ID. HNM-W33P-BHGQB
Permit MI0023400
Outfall 021

Start Day	Start Time	End Day	End Time
2/23/2019	6:00:00 PM	2/24/2019	11:45:00 AM

Rain(in.) = 0.34
Waterbody: Grand River

Partially Treated (MG)	Dilute Raw Sewage (MG)
	0.365

Cause: Combined stormwater and sewage. CSO was due to rainfall. Discharge was not disinfected. Only the surface water was impacted.
EGLE Action: Long-term Control Program

Lansing WWTP

Submission ID. HNM-W33P-BHGQB
Permit MI0023400
Outfall 017

Start Day	Start Time	End Day	End Time
2/23/2019	6:15:00 PM	2/24/2019	1:15:00 PM

Rain(in.) = 0.34
Waterbody: Grand River

Partially Treated (MG)	Dilute Raw Sewage (MG)
	0.679

Cause: Combined stormwater and sewage. CSO was due to rainfall. Discharge was not disinfected. Only the surface water was impacted.
EGLE Action: Long-term Control Program

MG = million gallons
CSO Discharges are as a result of wet weather. Dry weather CSO discharges are classified as SSOs.

MICHIGAN DEPARTMENT OF ENVIRONMENT, GREAT LAKES, AND ENERGY

Combined Sewer Overflow Detail Report
January 1 - December 31, 2019

Lansing WWTP

Submission ID. HNM-W33P-BHGQB
Permit MI0023400
Outfall 034

Start Day	Start Time	End Day	End Time
2/23/2019	11:30:00 PM	2/24/2019	12:45:00 PM

Rain(in.) = 0.34
Waterbody: Grand River

Partially Treated (MG)	Dilute Raw Sewage (MG)
	2.633

Cause: Combined stormwater and sewage. CSO was due to rainfall. Discharge was not disinfected. Only the surface water was impacted.

EGLE Action: Long-term Control Program

Lansing WWTP

Submission ID. HNM-W33P-BHGQB
Permit MI0023400
Outfall 012

Start Day	Start Time	End Day	End Time
2/23/2019	11:45:00 PM	2/24/2019	12:00:00 PM

Rain(in.) = 0.34
Waterbody: Grand River

Partially Treated (MG)	Dilute Raw Sewage (MG)
	0.740

Cause: Combined stormwater and sewage. CSO was due to rainfall. Discharge was not disinfected. Only the surface water was impacted. Discharge ended at noon on 2/24/19.

EGLE Action: Long-term Control Program

MG = million gallons
CSO Discharges are as a result of wet weather. Dry weather CSO discharges are classified as SSOs.

MICHIGAN DEPARTMENT OF ENVIRONMENT, GREAT LAKES, AND ENERGY

Combined Sewer Overflow Detail Report
January 1 - December 31, 2019

Lansing WWTP

Submission ID. HNM-W33P-BHGQB
Permit MI0023400
Outfall 022

Start Day	Start Time	End Day	End Time
2/23/2019	11:45:00 PM	2/24/2019	2:00:00 PM

Rain(in.) = 0.34
Waterbody: Grand River

Partially Treated (MG)
Dilute Raw Sewage (MG)
2.543

Cause: Combined stormwater and sewage. CSO was due to rainfall. Discharge was not disinfected. Only the surface water was impacted.
EGLE Action: Long-term Control Program

Lansing WWTP

Submission ID. HNM-W33P-BHGQB
Permit MI0023400
Outfall 019

Start Day	Start Time	End Day	End Time
2/24/2019	12:15:00 AM	2/24/2019	10:15:00 AM

Rain(in.) = 0.34
Waterbody: Grand River

Partially Treated (MG)
Dilute Raw Sewage (MG)
0.472

Cause: Combined stormwater and sewage. CSO was due to rainfall. Discharge was not disinfected. Only the surface water was impacted.
EGLE Action: Long-term Control Program

MG = million gallons
CSO Discharges are as a result of wet weather. Dry weather CSO discharges are classified as SSOs.

MICHIGAN DEPARTMENT OF ENVIRONMENT, GREAT LAKES, AND ENERGY

Combined Sewer Overflow Detail Report
January 1 - December 31, 2019

Lansing WWTP

Submission ID. HNM-W33P-BHGQB
Permit MI0023400
Outfall 008

Start Day	Start Time	End Day	End Time
2/24/2019	1:30:00 AM	2/24/2019	4:30:00 AM

Rain(in.) = 0.34
Waterbody: Grand River

Partially Treated (MG)
Dilute Raw Sewage (MG)
0.143

Cause: Combined stormwater and sewage. CSO was due to rainfall. Discharge was not disinfected. Only the surface water was impacted.
EGLE Action: Long-term Control Program

Lansing WWTP

Submission ID. HNM-W33P-BHGQB
Permit MI0023400
Outfall 010

Start Day	Start Time	End Day	End Time
2/24/2019	1:30:00 AM	2/24/2019	4:15:00 AM

Rain(in.) = 0.34
Waterbody: Grand River

Partially Treated (MG)
Dilute Raw Sewage (MG)
0.010

Cause: Combined stormwater and sewage. CSO was due to rainfall. Discharge was not disinfected. Only the surface water was impacted.
EGLE Action: Long-term Control Program

MG = million gallons
CSO Discharges are as a result of wet weather. Dry weather CSO discharges are classified as SSOs.

MICHIGAN DEPARTMENT OF ENVIRONMENT, GREAT LAKES, AND ENERGY

Combined Sewer Overflow Detail Report
January 1 - December 31, 2019

Lansing WWTP

Submission ID. **HNM-W33P-BHGQB**
Permit **MI0023400**
Outfall **014**

Start Day	Start Time	End Day	End Time
2/24/2019	1:30:00 AM	2/24/2019	9:15:00 AM

Rain(in.) = 0.34
Waterbody: Grand River

Partially Treated (MG)
Dilute Raw Sewage (MG) **0.191**

Cause: Combined stormwater and sewage. CSO was due to rainfall. Discharge was not disinfected. Only the surface water was impacted.
EGLE Action: Long-term Control Program

Lansing WWTP

Submission ID. **HNN-696V-16M13**
Permit **MI0023400**
Outfall **011**

Start Day	Start Time	End Day	End Time
3/9/2019	7:00:00 PM	3/10/2019	7:45:00 AM

Rain(in.) = 0.41
Waterbody: Grand River

Partially Treated (MG)
Dilute Raw Sewage (MG) **0.166**

Cause: Combined stormwater and sewage. CSO was due to rainfall. Discharge was not disinfected. Only the surface water was impacted.
EGLE Action: Long-term Control Program

Lansing WWTP

Submission ID. **HNN-696V-16M13**
Permit **MI0023400**
Outfall **016**

Start Day	Start Time	End Day	End Time
3/9/2019	7:00:00 PM	3/10/2019	8:45:00 AM

Rain(in.) = 0.41
Waterbody: Grand River

Partially Treated (MG)
Dilute Raw Sewage (MG) **0.516**

Cause: Combined stormwater and sewage. CSO was due to rainfall. Discharge was not disinfected. Only the surface water was impacted.
EGLE Action: Long-term Control Program

MG = million gallons
CSO Discharges are as a result of wet weather. Dry weather CSO discharges are classified as SSOs.

MICHIGAN DEPARTMENT OF ENVIRONMENT, GREAT LAKES, AND ENERGY

Combined Sewer Overflow Detail Report
January 1 - December 31, 2019

Lansing WWTP

Submission ID. **HNN-696V-16M13**
Permit **MI0023400**
Outfall **026**

Start Day	Start Time	End Day	End Time
3/9/2019	7:00:00 PM	3/10/2019	8:45:00 AM

Rain(in.) = 0.41
Waterbody: Red Cedar River

Partially Treated (MG)	Dilute Raw Sewage (MG)
	0.564

Cause: Combined stormwater and sewage. CSO was due to rainfall. Discharge was not disinfected. Only the surface water was impacted.
EGLE Action: Long-term Control Program

Lansing WWTP

Submission ID. **HNN-696V-16M13**
Permit **MI0023400**
Outfall **032**

Start Day	Start Time	End Day	End Time
3/9/2019	7:00:00 PM	3/10/2019	10:00:00 AM

Rain(in.) = 0.41
Waterbody: Red Cedar River

Partially Treated (MG)	Dilute Raw Sewage (MG)
	0.095

Cause: Combined stormwater and sewage. CSO was due to rainfall. Discharge was not disinfected. Only the surface water was impacted.
EGLE Action: Long-term Control Program

Lansing WWTP

Submission ID. **HNN-696V-16M13**
Permit **MI0023400**
Outfall **046**

Start Day	Start Time	End Day	End Time
3/9/2019	7:00:00 PM	3/10/2019	7:45:00 AM

Rain(in.) = 0.41
Waterbody: Grand River

Partially Treated (MG)	Dilute Raw Sewage (MG)
	0.124

Cause: Combined stormwater and sewage. CSO was due to rainfall. Discharge was not disinfected. Only the surface water was impacted.
EGLE Action: Long-term Control Program

MG = million gallons
CSO Discharges are as a result of wet weather. Dry weather CSO discharges are classified as SSOs.

MICHIGAN DEPARTMENT OF ENVIRONMENT, GREAT LAKES, AND ENERGY

Combined Sewer Overflow Detail Report
January 1 - December 31, 2019

Lansing WWTP

Submission ID. **HNN-696V-16M13**
Permit **MI0023400**
Outfall **009**

Start Day	Start Time	End Day	End Time
3/9/2019	7:15:00 PM	3/10/2019	8:30:00 AM

Rain(in.) = 0.41
Waterbody: Grand River

Partially Treated (MG)	Dilute Raw Sewage (MG)
	1.540

Cause: Combined stormwater and sewage. CSO was due to rainfall. Discharge was not disinfected. Only the surface water was impacted.
EGLE Action: Long-term Control Program

Lansing WWTP

Submission ID. **HNN-696V-16M13**
Permit **MI0023400**
Outfall **015**

Start Day	Start Time	End Day	End Time
3/9/2019	7:15:00 PM	3/10/2019	9:30:00 AM

Rain(in.) = 0.41
Waterbody: Grand River

Partially Treated (MG)	Dilute Raw Sewage (MG)
	1.570

Cause: Combined stormwater and sewage. CSO was due to rainfall. Discharge was not disinfected. Only the surface water was impacted.
EGLE Action: Long-term Control Program

Lansing WWTP

Submission ID. **HNN-696V-16M13**
Permit **MI0023400**
Outfall **024**

Start Day	Start Time	End Day	End Time
3/9/2019	7:15:00 PM	3/10/2019	8:30:00 AM

Rain(in.) = 0.41
Waterbody: Grand River

Partially Treated (MG)	Dilute Raw Sewage (MG)
	0.912

Cause: Combined stormwater and sewage. CSO was due to rainfall. Discharge was not disinfected. Only the surface water was impacted.
EGLE Action: Long-term Control Program

MG = million gallons
CSO Discharges are as a result of wet weather. Dry weather CSO discharges are classified as SSOs.

MICHIGAN DEPARTMENT OF ENVIRONMENT, GREAT LAKES, AND ENERGY

Combined Sewer Overflow Detail Report
January 1 - December 31, 2019

Lansing WWTP

Submission ID. **HNN-696V-16M13**
Permit **MI0023400**
Outfall **017**

Start Day	Start Time	End Day	End Time
3/9/2019	7:30:00 PM	3/10/2019	9:15:00 AM

Rain(in.) = 0.41
Waterbody: Grand River

Partially Treated (MG)	Dilute Raw Sewage (MG)
	0.972

Cause: Combined stormwater and sewage. CSO was due to rainfall. Discharge was not disinfected. Only the surface water was impacted.
EGLE Action: Long-term Control Program

Lansing WWTP

Submission ID. **HNN-696V-16M13**
Permit **MI0023400**
Outfall **021**

Start Day	Start Time	End Day	End Time
3/9/2019	7:30:00 PM	3/10/2019	8:15:00 AM

Rain(in.) = 0.41
Waterbody: Grand River

Partially Treated (MG)	Dilute Raw Sewage (MG)
	0.516

Cause: Combined stormwater and sewage. CSO was due to rainfall. Discharge was not disinfected. Only the surface water was impacted.
EGLE Action: Long-term Control Program

Lansing WWTP

Submission ID. **HNN-696V-16M13**
Permit **MI0023400**
Outfall **034**

Start Day	Start Time	End Day	End Time
3/9/2019	7:30:00 PM	3/10/2019	9:00:00 AM

Rain(in.) = 0.41
Waterbody: Grand River

Partially Treated (MG)	Dilute Raw Sewage (MG)
	3.740

Cause: Combined stormwater and sewage. CSO was due to rainfall. Discharge was not disinfected. Only the surface water was impacted.
EGLE Action: Long-term Control Program

MG = million gallons
CSO Discharges are as a result of wet weather. Dry weather CSO discharges are classified as SSOs.

MICHIGAN DEPARTMENT OF ENVIRONMENT, GREAT LAKES, AND ENERGY

Combined Sewer Overflow Detail Report
January 1 - December 31, 2019

Lansing WWTP

Submission ID. **HNN-696V-16M13**
Permit **MI0023400**
Outfall **012**

Start Day	Start Time	End Day	End Time
3/9/2019	7:45:00 PM	3/10/2019	8:45:00 AM

Rain(in.) = 0.41
Waterbody: Grand River

Partially Treated (MG)	Dilute Raw Sewage (MG)
	1.039

Cause: Combined stormwater and sewage. CSO was due to rainfall. Discharge was not disinfected. Only the surface water was impacted.
EGLE Action: Long-term Control Program

Lansing WWTP

Submission ID. **HNN-696V-16M13**
Permit **MI0023400**
Outfall **022**

Start Day	Start Time	End Day	End Time
3/9/2019	7:45:00 PM	3/10/2019	10:00:00 AM

Rain(in.) = 0.41
Waterbody: Grand River

Partially Treated (MG)	Dilute Raw Sewage (MG)
	3.635

Cause: Combined stormwater and sewage. CSO was due to rainfall. Discharge was not disinfected. Only the surface water was impacted.
EGLE Action: Long-term Control Program

Lansing WWTP

Submission ID. **HNN-696V-16M13**
Permit **MI0023400**
Outfall **019**

Start Day	Start Time	End Day	End Time
3/9/2019	8:00:00 PM	3/10/2019	5:30:00 AM

Rain(in.) = 0.41
Waterbody: Grand River

Partially Treated (MG)	Dilute Raw Sewage (MG)
	0.690

Cause: Combined stormwater and sewage. CSO was due to rainfall. Discharge was not disinfected. Only the surface water was impacted.
EGLE Action: Long-term Control Program

MG = million gallons
CSO Discharges are as a result of wet weather. Dry weather CSO discharges are classified as SSOs.

MICHIGAN DEPARTMENT OF ENVIRONMENT, GREAT LAKES, AND ENERGY

Combined Sewer Overflow Detail Report
January 1 - December 31, 2019

Lansing WWTP

Submission ID. **HNN-696V-16M13**
Permit **MI0023400**
Outfall **008**

Start Day	Start Time	End Day	End Time
3/9/2019	8:15:00 PM	3/10/2019	12:30:00 AM

Rain(in.) = 0.41
Waterbody: Grand River

Partially Treated (MG)	Dilute Raw Sewage (MG)
	0.559

Cause: Combined stormwater and sewage. CSO was due to rainfall. Discharge was not disinfected. Only the surface water was impacted.
EGLE Action: Long-term Control Program

Lansing WWTP

Submission ID. **HNN-696V-16M13**
Permit **MI0023400**
Outfall **010**

Start Day	Start Time	End Day	End Time
3/9/2019	8:15:00 PM	3/10/2019	12:15:00 AM

Rain(in.) = 0.41
Waterbody: Grand River

Partially Treated (MG)	Dilute Raw Sewage (MG)
	0.058

Cause: Combined stormwater and sewage. CSO was due to rainfall. Discharge was not disinfected. Only the surface water was impacted.
EGLE Action: Long-term Control Program

Lansing WWTP

Submission ID. **HNN-696V-16M13**
Permit **MI0023400**
Outfall **014**

Start Day	Start Time	End Day	End Time
3/9/2019	8:30:00 PM	3/10/2019	12:45:00 AM

Rain(in.) = 0.41
Waterbody: Grand River

Partially Treated (MG)	Dilute Raw Sewage (MG)
	0.614

Cause: Combined stormwater and sewage. CSO was due to rainfall. Discharge was not disinfected. Only the surface water was impacted.
EGLE Action: Long-term Control Program

MG = million gallons
CSO Discharges are as a result of wet weather. Dry weather CSO discharges are classified as SSOs.

MICHIGAN DEPARTMENT OF ENVIRONMENT, GREAT LAKES, AND ENERGY

Combined Sewer Overflow Detail Report
January 1 - December 31, 2019

Lansing WWTP

Submission ID. **HNN-7V90-PDPKD**
Permit **MI0023400**
Outfall **034**

Start Day	Start Time	End Day	End Time
3/13/2019	10:13:00 AM	3/14/2019	12:31:00 PM

Waterbody: Grand River

Partially Treated (MG)

Dilute Raw Sewage (MG)
8.470

Cause: Combined stormwater and sewage. CSO was due to rainfall. Discharge was not disinfected. Only the surface water was impacted.
EGLE Action: Long-term Control Program

Lansing WWTP

Submission ID. **HNN-7V90-PDPKD**
Permit **MI0023400**
Outfall **032**

Start Day	Start Time	End Day	End Time
3/13/2019	1:03:00 PM	3/14/2019	12:20:00 PM

Waterbody: Red Cedar River

Partially Treated (MG)

Dilute Raw Sewage (MG)
0.520

Cause: Combined stormwater and sewage. CSO was due to rainfall. Discharge was not disinfected. Only the surface water was impacted.
EGLE Action: Long-term Control Program

Lansing WWTP

Submission ID. **HNN-9DKQ-NJ1K5**
Permit **MI0023400**
Outfall **016**

Start Day	Start Time	End Day	End Time
3/14/2019	1:00:00 PM	3/14/2019	8:30:00 PM

Rain(in.) = 0.37
Waterbody: Grand River

Partially Treated (MG)

Dilute Raw Sewage (MG)
0.127

Cause: Combined stormwater and sewage. CSO was due to rainfall. Discharge was not disinfected. Only the surface water was impacted.
EGLE Action: Long-term Control Program

MG = million gallons
CSO Discharges are as a result of wet weather. Dry weather CSO discharges are classified as SSOs.

MICHIGAN DEPARTMENT OF ENVIRONMENT, GREAT LAKES, AND ENERGY

Combined Sewer Overflow Detail Report
January 1 - December 31, 2019

Lansing WWTP

Submission ID. **HNN-9DKQ-NJ1K5**
Permit **MI0023400**
Outfall **024**

Start Day	Start Time	End Day	End Time
3/14/2019	1:00:00 PM	3/14/2019	9:00:00 PM

Rain(in.) = 0.37
Waterbody: Grand River

Partially Treated (MG)	Dilute Raw Sewage (MG)
	0.349

Cause: Combined stormwater and sewage. CSO was due to rainfall. Discharge was not disinfected. Only the surface water was impacted.
EGLE Action: Long-term Control Program

Lansing WWTP

Submission ID. **HNN-9DKQ-NJ1K5**
Permit **MI0023400**
Outfall **026**

Start Day	Start Time	End Day	End Time
3/14/2019	1:00:00 PM	3/14/2019	8:15:00 PM

Rain(in.) = 0.37
Waterbody: Red Cedar River

Partially Treated (MG)	Dilute Raw Sewage (MG)
	0.086

Cause: Combined stormwater and sewage. CSO was due to rainfall. Discharge was not disinfected. Only the surface water was impacted.
EGLE Action: Long-term Control Program

Lansing WWTP

Submission ID. **HNN-9DKQ-NJ1K5**
Permit **MI0023400**
Outfall **032**

Start Day	Start Time	End Day	End Time
3/14/2019	1:00:00 PM	3/14/2019	10:30:00 PM

Rain(in.) = 0.37
Waterbody: Red Cedar River

Partially Treated (MG)	Dilute Raw Sewage (MG)
	0.015

Cause: Combined stormwater and sewage. CSO was due to rainfall. Discharge was not disinfected. Only the surface water was impacted.
EGLE Action: Long-term Control Program

MG = million gallons
CSO Discharges are as a result of wet weather. Dry weather CSO discharges are classified as SSOs.

MICHIGAN DEPARTMENT OF ENVIRONMENT, GREAT LAKES, AND ENERGY

Combined Sewer Overflow Detail Report
January 1 - December 31, 2019

Lansing WWTP

Submission ID. **HNN-9DKQ-NJ1K5**
Permit **MI0023400**
Outfall **046**

Start Day	Start Time	End Day	End Time
3/14/2019	1:00:00 PM	3/14/2019	8:00:00 PM

Rain(in.) = 0.37
Waterbody: Grand River

Partially Treated (MG)
Dilute Raw Sewage (MG)
0.050

Cause: Combined stormwater and sewage. CSO was due to rainfall. Discharge was not disinfected. Only the surface water was impacted.
EGLE Action: Long-term Control Program

Lansing WWTP

Submission ID. **HNN-9DKQ-NJ1K5**
Permit **MI0023400**
Outfall **011**

Start Day	Start Time	End Day	End Time
3/14/2019	1:15:00 PM	3/14/2019	7:45:00 PM

Rain(in.) = 0.37
Waterbody: Grand River

Partially Treated (MG)
Dilute Raw Sewage (MG)
0.033

Cause: Combined stormwater and sewage. CSO was due to rainfall. Discharge was not disinfected. Only the surface water was impacted.
EGLE Action: Long-term Control Program

Lansing WWTP

Submission ID. **HNN-9DKQ-NJ1K5**
Permit **MI0023400**
Outfall **009**

Start Day	Start Time	End Day	End Time
3/14/2019	2:00:00 PM	3/14/2019	8:15:00 PM

Rain(in.) = 0.37
Waterbody: Grand River

Partially Treated (MG)
Dilute Raw Sewage (MG)
0.174

Cause: Combined stormwater and sewage. CSO was due to rainfall. Discharge was not disinfected. Only the surface water was impacted.
EGLE Action: Long-term Control Program

MG = million gallons
CSO Discharges are as a result of wet weather. Dry weather CSO discharges are classified as SSOs.

MICHIGAN DEPARTMENT OF ENVIRONMENT, GREAT LAKES, AND ENERGY

Combined Sewer Overflow Detail Report
January 1 - December 31, 2019

Lansing WWTP

Submission ID. **HNN-9DKQ-NJ1K5**
Permit **MI0023400**
Outfall **015**

Start Day	Start Time	End Day	End Time
3/14/2019	2:00:00 PM	3/14/2019	9:30:00 PM

Rain(in.) = 0.37
Waterbody: Grand River

Partially Treated (MG)	Dilute Raw Sewage (MG)
	0.352

Cause: Combined stormwater and sewage. CSO was due to rainfall. Discharge was not disinfected. Only the surface water was impacted.
EGLE Action: Long-term Control Program

Lansing WWTP

Submission ID. **HNN-9DKQ-NJ1K5**
Permit **MI0023400**
Outfall **021**

Start Day	Start Time	End Day	End Time
3/14/2019	2:15:00 PM	3/14/2019	8:00:00 PM

Rain(in.) = 0.37
Waterbody: Grand River

Partially Treated (MG)	Dilute Raw Sewage (MG)
	0.077

Cause: Combined stormwater and sewage. CSO was due to rainfall. Discharge was not disinfected. Only the surface water was impacted.
EGLE Action: Long-term Control Program

Lansing WWTP

Submission ID. **HNN-9DKQ-NJ1K5**
Permit **MI0023400**
Outfall **012**

Start Day	Start Time	End Day	End Time
3/14/2019	2:30:00 PM	3/14/2019	9:00:00 PM

Rain(in.) = 0.37
Waterbody: Grand River

Partially Treated (MG)	Dilute Raw Sewage (MG)
	0.217

Cause: Combined stormwater and sewage. CSO was due to rainfall. Discharge was not disinfected. Only the surface water was impacted.
EGLE Action: Long-term Control Program

MG = million gallons
CSO Discharges are as a result of wet weather. Dry weather CSO discharges are classified as SSOs.

MICHIGAN DEPARTMENT OF ENVIRONMENT, GREAT LAKES, AND ENERGY

Combined Sewer Overflow Detail Report
January 1 - December 31, 2019

Lansing WWTP

Submission ID. **HNN-9DKQ-NJ1K5**
Permit **MI0023400**
Outfall **017**

Start Day	Start Time	End Day	End Time
3/14/2019	2:30:00 PM	3/14/2019	8:45:00 PM

Rain(in.) = 0.37
Waterbody: Grand River

Partially Treated (MG)
Dilute Raw Sewage (MG)
0.136

Cause: Combined stormwater and sewage. CSO was due to rainfall. Discharge was not disinfected. Only the surface water was impacted.
EGLE Action: Long-term Control Program

Lansing WWTP

Submission ID. **HNN-9DKQ-NJ1K5**
Permit **MI0023400**
Outfall **022**

Start Day	Start Time	End Day	End Time
3/14/2019	2:30:00 PM	3/14/2019	10:30:00 PM

Rain(in.) = 0.37
Waterbody: Grand River

Partially Treated (MG)
Dilute Raw Sewage (MG)
0.724

Cause: Combined stormwater and sewage. CSO was due to rainfall. Discharge was not disinfected. Only the surface water was impacted.
EGLE Action: Long-term Control Program

Lansing WWTP

Submission ID. **HNN-9DKQ-NJ1K5**
Permit **MI0023400**
Outfall **034**

Start Day	Start Time	End Day	End Time
3/14/2019	2:30:00 PM	3/14/2019	9:15:00 PM

Rain(in.) = 0.37
Waterbody: Grand River

Partially Treated (MG)
Dilute Raw Sewage (MG)
0.905

Cause: Combined stormwater and sewage. CSO was due to rainfall. Discharge was not disinfected. Only the surface water was impacted.
EGLE Action: Long-term Control Program

MG = million gallons
CSO Discharges are as a result of wet weather. Dry weather CSO discharges are classified as SSOs.

MICHIGAN DEPARTMENT OF ENVIRONMENT, GREAT LAKES, AND ENERGY

Combined Sewer Overflow Detail Report
January 1 - December 31, 2019

Lansing WWTP

Submission ID. **HNN-9DKQ-NJ1K5**
Permit **MI0023400**
Outfall **019**

Start Day	Start Time	End Day	End Time
3/14/2019	2:45:00 PM	3/14/2019	7:45:00 PM

Rain(in.) = 0.37
Waterbody: Grand River

Partially Treated (MG):
Dilute Raw Sewage (MG): **0.174**

Cause: Combined stormwater and sewage. CSO was due to rainfall. Discharge was not disinfected. Only the surface water was impacted.

EGLE Action: Long-term Control Program

Lansing WWTP

Submission ID. **HNN-9DKQ-NJ1K5**
Permit **MI0023400**
Outfall **008**

Start Day	Start Time	End Day	End Time
3/14/2019	6:30:00 PM	3/14/2019	7:00:00 PM

Rain(in.) = 0.37
Waterbody: Grand River

Partially Treated (MG):
Dilute Raw Sewage (MG): **0.017**

Cause: Combined stormwater and sewage. CSO was due to rainfall. Discharge was not disinfected. Only the surface water was impacted.

EGLE Action: Long-term Control Program

Lansing WWTP

Submission ID. **HNN-BRSQ-3PB2W**
Permit **MI0023400**
Outfall **009**

Start Day	Start Time	End Day	End Time
3/15/2019	8:15:00 AM	3/15/2019	9:38:00 AM

Rain(in.) = 0.6
Waterbody: Grand River

Partially Treated (MG):
Dilute Raw Sewage (MG): **0.160**

Cause: Combined stormwater and sewage. CSO was due to a blockage caused by debris carried to the regulator during rainfall. Discharge was not disinfected. Only the surface water was impacted.

EGLE Action: Long-term Control Program

MG = million gallons
CSO Discharges are as a result of wet weather. Dry weather CSO discharges are classified as SSOs.

MICHIGAN DEPARTMENT OF ENVIRONMENT, GREAT LAKES, AND ENERGY

Combined Sewer Overflow Detail Report
January 1 - December 31, 2019

Lansing WWTP

Submission ID. **HNN-BRSQ-3PB2W**
Permit **MI0023400**
Outfall **026**

Start Day	Start Time	End Day	End Time
3/15/2019	12:40:00 PM	3/15/2019	1:10:00 PM

Rain(in.) = 0.6
Waterbody: Red Cedar River

Partially Treated (MG)	Dilute Raw Sewage (MG)
	0.020

Cause: Combined stormwater and sewage. CSO was due to a blockage caused by debris carried to the regulator during rainfall. Discharge was not disinfected. Only the surface water was impacted.

EGLE Action: Long-term Control Program

Lansing WWTP

Submission ID. **HNN-E086-K73DZ**
Permit **MI0023400**
Outfall **016**

Start Day	Start Time	End Day	End Time
3/20/2019	12:00:00 PM	3/21/2019	2:30:00 AM

Rain(in.) = 0.47
Waterbody: Grand River

Partially Treated (MG)	Dilute Raw Sewage (MG)
	0.612

Cause: Combined stormwater and sewage. CSO was due to rainfall. Discharge was not disinfected. Only the surface water was impacted.

EGLE Action: Long-term Control Program

Lansing WWTP

Submission ID. **HNN-E086-K73DZ**
Permit **MI0023400**
Outfall **026**

Start Day	Start Time	End Day	End Time
3/20/2019	12:00:00 PM	3/21/2019	2:30:00 AM

Rain(in.) = 0.47
Waterbody: Red Cedar River

Partially Treated (MG)	Dilute Raw Sewage (MG)
	0.668

Cause: Combined stormwater and sewage. CSO was due to rainfall. Discharge was not disinfected. Only the surface water was impacted.

EGLE Action: Long-term Control Program

MG = million gallons
CSO Discharges are as a result of wet weather. Dry weather CSO discharges are classified as SSOs.

MICHIGAN DEPARTMENT OF ENVIRONMENT, GREAT LAKES, AND ENERGY

Combined Sewer Overflow Detail Report
January 1 - December 31, 2019

Lansing WWTP

Submission ID. **HNN-E086-K73DZ**
Permit **MI0023400**
Outfall **032**

Start Day	Start Time	End Day	End Time
3/20/2019	12:00:00 PM	3/21/2019	4:15:00 AM

Rain(in.) = 0.47
Waterbody: Red Cedar River

Partially Treated (MG)	Dilute Raw Sewage (MG)
	0.111

Cause: Combined stormwater and sewage. CSO was due to rainfall. Discharge was not disinfected. Only the surface water was impacted.
EGLE Action: Long-term Control Program

Lansing WWTP

Submission ID. **HNN-E086-K73DZ**
Permit **MI0023400**
Outfall **011**

Start Day	Start Time	End Day	End Time
3/20/2019	12:15:00 PM	3/21/2019	12:30:00 AM

Rain(in.) = 0.47
Waterbody: Grand River

Partially Treated (MG)	Dilute Raw Sewage (MG)
	0.198

Cause: Combined stormwater and sewage. CSO was due to rainfall. Discharge was not disinfected. Only the surface water was impacted.
EGLE Action: Long-term Control Program

Lansing WWTP

Submission ID. **HNN-E086-K73DZ**
Permit **MI0023400**
Outfall **046**

Start Day	Start Time	End Day	End Time
3/20/2019	12:15:00 PM	3/21/2019	12:30:00 AM

Rain(in.) = 0.47
Waterbody: Grand River

Partially Treated (MG)	Dilute Raw Sewage (MG)
	0.148

Cause: Combined stormwater and sewage. CSO was due to rainfall. Discharge was not disinfected. Only the surface water was impacted.
EGLE Action: Long-term Control Program

MG = million gallons
CSO Discharges are as a result of wet weather. Dry weather CSO discharges are classified as SSOs.

MICHIGAN DEPARTMENT OF ENVIRONMENT, GREAT LAKES, AND ENERGY

Combined Sewer Overflow Detail Report
January 1 - December 31, 2019

Lansing WWTP

Submission ID. **HNN-E086-K73DZ**
Permit **MI0023400**
Outfall **009**

Start Day	Start Time	End Day	End Time
3/20/2019	12:30:00 PM	3/21/2019	1:45:00 AM

Rain(in.) = 0.47
Waterbody: Grand River

Partially Treated (MG)	Dilute Raw Sewage (MG)
	1.907

Cause: Combined stormwater and sewage. CSO was due to rainfall. Discharge was not disinfected. Only the surface water was impacted.
EGLE Action: Long-term Control Program

Lansing WWTP

Submission ID. **HNN-E086-K73DZ**
Permit **MI0023400**
Outfall **015**

Start Day	Start Time	End Day	End Time
3/20/2019	12:30:00 PM	3/21/2019	2:15:00 AM

Rain(in.) = 0.47
Waterbody: Grand River

Partially Treated (MG)	Dilute Raw Sewage (MG)
	2.446

Cause: Combined stormwater and sewage. CSO was due to rainfall. Discharge was not disinfected. Only the surface water was impacted.
EGLE Action: Long-term Control Program

Lansing WWTP

Submission ID. **HNN-E086-K73DZ**
Permit **MI0023400**
Outfall **024**

Start Day	Start Time	End Day	End Time
3/20/2019	12:30:00 PM	3/21/2019	1:45:00 AM

Rain(in.) = 0.47
Waterbody: Grand River

Partially Treated (MG)	Dilute Raw Sewage (MG)
	1.084

Cause: Combined stormwater and sewage. CSO was due to rainfall. Discharge was not disinfected. Only the surface water was impacted.
EGLE Action: Long-term Control Program

MG = million gallons
CSO Discharges are as a result of wet weather. Dry weather CSO discharges are classified as SSOs.

MICHIGAN DEPARTMENT OF ENVIRONMENT, GREAT LAKES, AND ENERGY

Combined Sewer Overflow Detail Report
January 1 - December 31, 2019

Lansing WWTP

Submission ID. **HNN-E086-K73DZ**
Permit **MI0023400**
Outfall **017**

Start Day	Start Time	End Day	End Time
3/20/2019	1:00:00 PM	3/21/2019	3:15:00 AM

Rain(in.) = 0.47
Waterbody: Grand River

Partially Treated (MG)	Dilute Raw Sewage (MG)
	1.151

Cause: Combined stormwater and sewage. CSO was due to rainfall. Discharge was not disinfected. Only the surface water was impacted.
EGLE Action: Long-term Control Program

Lansing WWTP

Submission ID. **HNN-E086-K73DZ**
Permit **MI0023400**
Outfall **021**

Start Day	Start Time	End Day	End Time
3/20/2019	1:00:00 PM	3/21/2019	1:45:00 AM

Rain(in.) = 0.47
Waterbody: Grand River

Partially Treated (MG)	Dilute Raw Sewage (MG)
	0.615

Cause: Combined stormwater and sewage. CSO was due to rainfall. Discharge was not disinfected. Only the surface water was impacted.
EGLE Action: Long-term Control Program

Lansing WWTP

Submission ID. **HNN-E086-K73DZ**
Permit **MI0023400**
Outfall **012**

Start Day	Start Time	End Day	End Time
3/20/2019	1:15:00 PM	3/21/2019	2:00:00 AM

Rain(in.) = 0.47
Waterbody: Grand River

Partially Treated (MG)	Dilute Raw Sewage (MG)
	1.241

Cause: Combined stormwater and sewage. CSO was due to rainfall. Discharge was not disinfected. Only the surface water was impacted.
EGLE Action: Long-term Control Program

MG = million gallons
CSO Discharges are as a result of wet weather. Dry weather CSO discharges are classified as SSOs.

MICHIGAN DEPARTMENT OF ENVIRONMENT, GREAT LAKES, AND ENERGY

Combined Sewer Overflow Detail Report
January 1 - December 31, 2019

Lansing WWTP

Submission ID. **HNN-E086-K73DZ**
Permit **MI0023400**
Outfall **022**

Start Day	Start Time	End Day	End Time
3/20/2019	1:15:00 PM	3/21/2019	4:15:00 AM

Rain(in.) = 0.47
Waterbody: Grand River

Partially Treated (MG)	Dilute Raw Sewage (MG)
	4.338

Cause: Combined stormwater and sewage. CSO was due to rainfall. Discharge was not disinfected. Only the surface water was impacted.
EGLE Action: Long-term Control Program

Lansing WWTP

Submission ID. **HNN-E086-K73DZ**
Permit **MI0023400**
Outfall **034**

Start Day	Start Time	End Day	End Time
3/20/2019	1:15:00 PM	3/21/2019	3:00:00 AM

Rain(in.) = 0.47
Waterbody: Grand River

Partially Treated (MG)	Dilute Raw Sewage (MG)
	4.473

Cause: Combined stormwater and sewage. CSO was due to rainfall. Discharge was not disinfected. Only the surface water was impacted.
EGLE Action: Long-term Control Program

Lansing WWTP

Submission ID. **HNN-E086-K73DZ**
Permit **MI0023400**
Outfall **019**

Start Day	Start Time	End Day	End Time
3/20/2019	1:45:00 PM	3/21/2019	12:15:00 AM

Rain(in.) = 0.47
Waterbody: Grand River

Partially Treated (MG)	Dilute Raw Sewage (MG)
	0.830

Cause: Combined stormwater and sewage. CSO was due to rainfall. Discharge was not disinfected. Only the surface water was impacted.
EGLE Action: Long-term Control Program

MG = million gallons
CSO Discharges are as a result of wet weather. Dry weather CSO discharges are classified as SSOs.

MICHIGAN DEPARTMENT OF ENVIRONMENT, GREAT LAKES, AND ENERGY

Combined Sewer Overflow Detail Report
January 1 - December 31, 2019

Lansing WWTP

Submission ID. **HNN-E086-K73DZ**
Permit **MI0023400**
Outfall **008**

Start Day	Start Time	End Day	End Time
3/20/2019	2:15:00 PM	3/20/2019	8:15:00 PM

Rain(in.) = 0.47
Waterbody: Grand River

Partially Treated (MG)	Dilute Raw Sewage (MG)
	0.178

Cause: Combined stormwater and sewage. CSO was due to rainfall. Discharge was not disinfected. Only the surface water was impacted.
EGLE Action: Long-term Control Program

Lansing WWTP

Submission ID. **HNN-E086-K73DZ**
Permit **MI0023400**
Outfall **014**

Start Day	Start Time	End Day	End Time
3/20/2019	2:15:00 PM	3/20/2019	8:30:00 PM

Rain(in.) = 0.47
Waterbody: Grand River

Partially Treated (MG)	Dilute Raw Sewage (MG)
	0.167

Cause: Combined stormwater and sewage. CSO was due to rainfall. Discharge was not disinfected. Only the surface water was impacted.
EGLE Action: Long-term Control Program

Lansing WWTP

Submission ID. **HNN-E086-K73DZ**
Permit **MI0023400**
Outfall **010**

Start Day	Start Time	End Day	End Time
3/20/2019	2:30:00 PM	3/20/2019	3:15:00 PM

Rain(in.) = 0.47
Waterbody: Grand River

Partially Treated (MG)	Dilute Raw Sewage (MG)
	0.002

Cause: Combined stormwater and sewage. CSO was due to rainfall. Discharge was not disinfected. Only the surface water was impacted.
EGLE Action: Long-term Control Program

MG = million gallons
CSO Discharges are as a result of wet weather. Dry weather CSO discharges are classified as SSOs.

MICHIGAN DEPARTMENT OF ENVIRONMENT, GREAT LAKES, AND ENERGY

Combined Sewer Overflow Detail Report
January 1 - December 31, 2019

Lansing WWTP

Submission ID. **HNN-PNZD-DKWP7**
Permit **MI0023400**
Outfall **046**

Start Day	Start Time	End Day	End Time
3/30/2019	12:00:00 AM	3/30/2019	4:00:00 PM

Rain(in.) = 0.42
Waterbody: Grand River

Partially Treated (MG)	Dilute Raw Sewage (MG)
	0.052

Cause: Combined stormwater and sewage. CSO was due to rainfall. Discharge was not disinfected. Only the surface water was impacted.
EGLE Action: Long-term Control Program

Lansing WWTP

Submission ID. **HNN-PNZD-DKWP7**
Permit **MI0023400**
Outfall **046**

Start Day	Start Time	End Day	End Time
3/30/2019	12:00:00 AM	3/30/2019	4:00:00 PM

Rain(in.) = 0.42
Waterbody: Grand River

Partially Treated (MG)	Dilute Raw Sewage (MG)
	0.052

Cause: Combined stormwater and sewage. CSO was due to rainfall. Discharge was not disinfected. Only the surface water was impacted.
EGLE Action: Long-term Control Program

Lansing WWTP

Submission ID. **HNN-PNZD-DKWP7**
Permit **MI0023400**
Outfall **016**

Start Day	Start Time	End Day	End Time
3/30/2019	12:15:00 AM	3/30/2019	4:45:00 PM

Rain(in.) = 0.42
Waterbody: Grand River

Partially Treated (MG)	Dilute Raw Sewage (MG)
	0.130

Cause: Combined stormwater and sewage. CSO was due to rainfall. Discharge was not disinfected. Only the surface water was impacted.
EGLE Action: Long-term Control Program

MG = million gallons
CSO Discharges are as a result of wet weather. Dry weather CSO discharges are classified as SSOs.

MICHIGAN DEPARTMENT OF ENVIRONMENT, GREAT LAKES, AND ENERGY

Combined Sewer Overflow Detail Report
January 1 - December 31, 2019

Lansing WWTP

Submission ID. **HNN-PNZD-DKWP7**
Permit **MI0023400**
Outfall **026**

Start Day	Start Time	End Day	End Time
3/30/2019	12:30:00 AM	3/30/2019	4:30:00 PM

Rain(in.) = 0.42
Waterbody: Red Cedar River

Partially Treated (MG)
Dilute Raw Sewage (MG)
0.088

Cause: Combined stormwater and sewage. CSO was due to rainfall. Discharge was not disinfected. Only the surface water was impacted.
EGLE Action: Long-term Control Program

Lansing WWTP

Submission ID. **HNN-PNZD-DKWP7**
Permit **MI0023400**
Outfall **011**

Start Day	Start Time	End Day	End Time
3/30/2019	1:00:00 AM	3/30/2019	4:15:00 PM

Rain(in.) = 0.42
Waterbody: Grand River

Partially Treated (MG)
Dilute Raw Sewage (MG)
0.033

Cause: Combined stormwater and sewage. CSO was due to rainfall. Discharge was not disinfected. Only the surface water was impacted.
EGLE Action: Long-term Control Program

Lansing WWTP

Submission ID. **HNN-PNZD-DKWP7**
Permit **MI0023400**
Outfall **024**

Start Day	Start Time	End Day	End Time
3/30/2019	1:00:00 AM	3/30/2019	5:00:00 PM

Rain(in.) = 0.42
Waterbody: Grand River

Partially Treated (MG)
Dilute Raw Sewage (MG)
0.359

Cause: Combined stormwater and sewage. CSO was due to rainfall. Discharge was not disinfected. Only the surface water was impacted.
EGLE Action: Long-term Control Program

MG = million gallons
CSO Discharges are as a result of wet weather. Dry weather CSO discharges are classified as SSOs.

MICHIGAN DEPARTMENT OF ENVIRONMENT, GREAT LAKES, AND ENERGY

Combined Sewer Overflow Detail Report
January 1 - December 31, 2019

Lansing WWTP

Submission ID. **HNN-PNZD-DKWP7**
Permit **MI0023400**
Outfall **009**

Start Day	Start Time	End Day	End Time
3/30/2019	1:15:00 AM	3/30/2019	4:45:00 PM

Rain(in.) = 0.42
Waterbody: Grand River

Partially Treated (MG)	Dilute Raw Sewage (MG)
	0.167

Cause: Combined stormwater and sewage. CSO was due to rainfall. Discharge was not disinfected. Only the surface water was impacted.
EGLE Action: Long-term Control Program

Lansing WWTP

Submission ID. **HNN-PNZD-DKWP7**
Permit **MI0023400**
Outfall **015**

Start Day	Start Time	End Day	End Time
3/30/2019	1:15:00 AM	3/30/2019	5:45:00 PM

Rain(in.) = 0.42
Waterbody: Grand River

Partially Treated (MG)	Dilute Raw Sewage (MG)
	0.349

Cause: Combined stormwater and sewage. CSO was due to rainfall. Discharge was not disinfected. Only the surface water was impacted.
EGLE Action: Long-term Control Program

Lansing WWTP

Submission ID. **HNN-PNZD-DKWP7**
Permit **MI0023400**
Outfall **017**

Start Day	Start Time	End Day	End Time
3/30/2019	1:30:00 AM	3/30/2019	5:00:00 PM

Rain(in.) = 0.42
Waterbody: Grand River

Partially Treated (MG)	Dilute Raw Sewage (MG)
	0.136

Cause: Combined stormwater and sewage. CSO was due to rainfall. Discharge was not disinfected. Only the surface water was impacted.
EGLE Action: Long-term Control Program

MG = million gallons
CSO Discharges are as a result of wet weather. Dry weather CSO discharges are classified as SSOs.

MICHIGAN DEPARTMENT OF ENVIRONMENT, GREAT LAKES, AND ENERGY

Combined Sewer Overflow Detail Report
January 1 - December 31, 2019

Lansing WWTP

Submission ID. **HNN-PNZD-DKWP7**
Permit **MI0023400**
Outfall **021**

Start Day	Start Time	End Day	End Time
3/30/2019	1:30:00 AM	3/30/2019	4:45:00 PM

Rain(in.) = 0.42
Waterbody: Grand River

Partially Treated (MG)
Dilute Raw Sewage (MG)
0.076

Cause: Combined stormwater and sewage. CSO was due to rainfall. Discharge was not disinfected. Only the surface water was impacted.
EGLE Action: Long-term Control Program

Lansing WWTP

Submission ID. **HNN-PNZD-DKWP7**
Permit **MI0023400**
Outfall **022**

Start Day	Start Time	End Day	End Time
3/30/2019	1:45:00 AM	3/30/2019	5:45:00 PM

Rain(in.) = 0.42
Waterbody: Grand River

Partially Treated (MG)
Dilute Raw Sewage (MG)
0.703

Cause: Combined stormwater and sewage. CSO was due to rainfall. Discharge was not disinfected. Only the surface water was impacted.
EGLE Action: Long-term Control Program

Lansing WWTP

Submission ID. **HNN-PNZD-DKWP7**
Permit **MI0023400**
Outfall **034**

Start Day	Start Time	End Day	End Time
3/30/2019	1:45:00 AM	3/30/2019	5:30:00 PM

Rain(in.) = 0.42
Waterbody: Grand River

Partially Treated (MG)
Dilute Raw Sewage (MG)
0.890

Cause: Combined stormwater and sewage. CSO was due to rainfall. Discharge was not disinfected. Only the surface water was impacted.
EGLE Action: Long-term Control Program

MG = million gallons
CSO Discharges are as a result of wet weather. Dry weather CSO discharges are classified as SSOs.

MICHIGAN DEPARTMENT OF ENVIRONMENT, GREAT LAKES, AND ENERGY

Combined Sewer Overflow Detail Report
January 1 - December 31, 2019

Lansing WWTP

Submission ID. **HNN-PNZD-DKWP7**
Permit **MI0023400**
Outfall **012**

Start Day	Start Time	End Day	End Time
3/30/2019	2:00:00 AM	3/30/2019	5:30:00 PM

Rain(in.) = 0.42
Waterbody: Grand River

Partially Treated (MG)	Dilute Raw Sewage (MG)
	0.215

Cause: Combined stormwater and sewage. CSO was due to rainfall. Discharge was not disinfected. Only the surface water was impacted.
EGLE Action: Long-term Control Program

Lansing WWTP

Submission ID. **HNN-PNZD-DKWP7**
Permit **MI0023400**
Outfall **019**

Start Day	Start Time	End Day	End Time
3/30/2019	2:00:00 AM	3/30/2019	10:15:00 AM

Rain(in.) = 0.42
Waterbody: Grand River

Partially Treated (MG)	Dilute Raw Sewage (MG)
	0.133

Cause: Combined stormwater and sewage. CSO was due to rainfall. Discharge was not disinfected. Only the surface water was impacted.
EGLE Action: Long-term Control Program

Lansing WWTP

Submission ID. **HNN-PNZD-DKWP7**
Permit **MI0023400**
Outfall **032**

Start Day	Start Time	End Day	End Time
3/30/2019	2:00:00 AM	3/30/2019	5:45:00 PM

Rain(in.) = 0.42
Waterbody: Red Cedar River

Partially Treated (MG)	Dilute Raw Sewage (MG)
	0.015

Cause: Combined stormwater and sewage. CSO was due to rainfall. Discharge was not disinfected. Only the surface water was impacted.
EGLE Action: Long-term Control Program

MG = million gallons
CSO Discharges are as a result of wet weather. Dry weather CSO discharges are classified as SSOs.

MICHIGAN DEPARTMENT OF ENVIRONMENT, GREAT LAKES, AND ENERGY

Combined Sewer Overflow Detail Report
January 1 - December 31, 2019

Lansing WWTP

Submission ID. **HNN-ZBGG-XWJSP**
Permit **MI0023400**
Outfall **016**

Start Day	Start Time	End Day	End Time
4/12/2019	6:00:00 AM	4/12/2019	10:30:00 AM

Rain(in.) = 0.24
Waterbody: Grand River

Partially Treated (MG)	Dilute Raw Sewage (MG)
	0.077

Cause: Combined stormwater and sewage. CSO was due to rainfall. Discharge was not disinfected. Only the surface water was impacted. The CSO start time reported in the Initial CSO Report was based on a field observation. The attached model results are more

EGLE Action: Long-term Control Program

Lansing WWTP

Submission ID. **HNN-ZBGG-XWJSP**
Permit **MI0023400**
Outfall **024**

Start Day	Start Time	End Day	End Time
4/12/2019	6:00:00 AM	4/12/2019	10:00:00 AM

Rain(in.) = 0.24
Waterbody: Grand River

Partially Treated (MG)	Dilute Raw Sewage (MG)
	0.213

Cause: Combined stormwater and sewage. CSO was due to rainfall. Discharge was not disinfected. Only the surface water was impacted.

EGLE Action: Long-term Control Program

Lansing WWTP

Submission ID. **HNN-ZBGG-XWJSP**
Permit **MI0023400**
Outfall **026**

Start Day	Start Time	End Day	End Time
4/12/2019	6:00:00 AM	4/12/2019	10:00:00 AM

Rain(in.) = 0.24
Waterbody: Red Cedar River

Partially Treated (MG)	Dilute Raw Sewage (MG)
	0.053

Cause: Combined stormwater and sewage. CSO was due to rainfall. Discharge was not disinfected. Only the surface water was impacted.

EGLE Action: Long-term Control Program

MG = million gallons
CSO Discharges are as a result of wet weather. Dry weather CSO discharges are classified as SSOs.

MICHIGAN DEPARTMENT OF ENVIRONMENT, GREAT LAKES, AND ENERGY

Combined Sewer Overflow Detail Report
January 1 - December 31, 2019

Lansing WWTP

Submission ID. **HNN-ZBGG-XWJSP**
Permit **MI0023400**
Outfall **032**

Start Day	Start Time	End Day	End Time
4/12/2019	6:00:00 AM	4/12/2019	12:15:00 PM

Rain(in.) = 0.24
Waterbody: Red Cedar River

Partially Treated (MG)	Dilute Raw Sewage (MG)
	0.009

Cause: Combined stormwater and sewage. CSO was due to rainfall. Discharge was not disinfected. Only the surface water was impacted.
EGLE Action: Long-term Control Program

Lansing WWTP

Submission ID. **HNN-ZBGG-XWJSP**
Permit **MI0023400**
Outfall **046**

Start Day	Start Time	End Day	End Time
4/12/2019	6:00:00 AM	4/12/2019	10:00:00 AM

Rain(in.) = 0.24
Waterbody: Grand River

Partially Treated (MG)	Dilute Raw Sewage (MG)
	0.031

Cause: Combined stormwater and sewage. CSO was due to rainfall. Discharge was not disinfected. Only the surface water was impacted.
EGLE Action: Long-term Control Program

Lansing WWTP

Submission ID. **HNN-ZBGG-XWJSP**
Permit **MI0023400**
Outfall **011**

Start Day	Start Time	End Day	End Time
4/12/2019	6:15:00 AM	4/12/2019	9:30:00 AM

Rain(in.) = 0.24
Waterbody: Grand River

Partially Treated (MG)	Dilute Raw Sewage (MG)
	0.020

Cause: Combined stormwater and sewage. CSO was due to rainfall. Discharge was not disinfected. Only the surface water was impacted.
EGLE Action: Long-term Control Program

MG = million gallons
CSO Discharges are as a result of wet weather. Dry weather CSO discharges are classified as SSOs.

MICHIGAN DEPARTMENT OF ENVIRONMENT, GREAT LAKES, AND ENERGY

Combined Sewer Overflow Detail Report
January 1 - December 31, 2019

Lansing WWTP

Submission ID. **HNN-ZBGG-XWJSP**
Permit **MI0023400**
Outfall **009**

Start Day	Start Time	End Day	End Time
4/12/2019	7:00:00 AM	4/12/2019	10:15:00 AM

Rain(in.) = 0.24
Waterbody: Grand River

Partially Treated (MG)	Dilute Raw Sewage (MG)
	0.107

Cause: Combined stormwater and sewage. CSO was due to rainfall. Discharge was not disinfected. Only the surface water was impacted. The CSO start time reported in the Initial CSO Report was based on a field observation. The attached model results are more

EGLE Action: Long-term Control Program

Lansing WWTP

Submission ID. **HNN-ZBGG-XWJSP**
Permit **MI0023400**
Outfall **015**

Start Day	Start Time	End Day	End Time
4/12/2019	7:00:00 AM	4/12/2019	11:30:00 AM

Rain(in.) = 0.24
Waterbody: Grand River

Partially Treated (MG)	Dilute Raw Sewage (MG)
	0.217

Cause: Combined stormwater and sewage. CSO was due to rainfall. Discharge was not disinfected. Only the surface water was impacted. The CSO start time reported in the Initial CSO Report was based on a field observation. The attached model results are more

EGLE Action: Long-term Control Program

MG = million gallons
CSO Discharges are as a result of wet weather. Dry weather CSO discharges are classified as SSOs.

MICHIGAN DEPARTMENT OF ENVIRONMENT, GREAT LAKES, AND ENERGY

Combined Sewer Overflow Detail Report
January 1 - December 31, 2019

Lansing WWTP

Submission ID. **HNN-ZBGG-XWJSP**
Permit **MI0023400**
Outfall **012**

Start Day	Start Time	End Day	End Time
4/12/2019	7:15:00 AM	4/12/2019	11:00:00 AM

Rain(in.) = 0.24
Waterbody: Grand River

Partially Treated (MG)	Dilute Raw Sewage (MG)
	0.133

Cause: Combined stormwater and sewage. CSO was due to rainfall. Discharge was not disinfected. Only the surface water was impacted. The CSO start time reported in the Initial CSO Report was based on a field observation. The attached model results are more

EGLE Action: Long-term Control Program

Lansing WWTP

Submission ID. **HNN-ZBGG-XWJSP**
Permit **MI0023400**
Outfall **017**

Start Day	Start Time	End Day	End Time
4/12/2019	7:15:00 AM	4/12/2019	10:30:00 AM

Rain(in.) = 0.24
Waterbody: Grand River

Partially Treated (MG)	Dilute Raw Sewage (MG)
	0.083

Cause: Combined stormwater and sewage. CSO was due to rainfall. Discharge was not disinfected. Only the surface water was impacted. The CSO start time reported in the Initial CSO Report was based on a field observation. The attached model results are more

EGLE Action: Long-term Control Program

MG = million gallons
CSO Discharges are as a result of wet weather. Dry weather CSO discharges are classified as SSOs.

MICHIGAN DEPARTMENT OF ENVIRONMENT, GREAT LAKES, AND ENERGY

Combined Sewer Overflow Detail Report
January 1 - December 31, 2019

Lansing WWTP

Submission ID. **HNN-ZBGG-XWJSP**
Permit **MI0023400**
Outfall **019**

Start Day	Start Time	End Day	End Time
4/12/2019	7:15:00 AM	4/12/2019	9:45:00 AM

Rain(in.) = 0.24
Waterbody: Grand River

Partially Treated (MG)	Dilute Raw Sewage (MG)
	0.108

Cause: Combined stormwater and sewage. CSO was due to rainfall. Discharge was not disinfected. Only the surface water was impacted. The CSO start time reported in the Initial CSO Report was based on a field observation. The attached model results are more

EGLE Action: Long-term Control Program

Lansing WWTP

Submission ID. **HNN-ZBGG-XWJSP**
Permit **MI0023400**
Outfall **021**

Start Day	Start Time	End Day	End Time
4/12/2019	7:15:00 AM	4/12/2019	10:00:00 AM

Rain(in.) = 0.24
Waterbody: Grand River

Partially Treated (MG)	Dilute Raw Sewage (MG)
	0.047

Cause: Combined stormwater and sewage. CSO was due to rainfall. Discharge was not disinfected. Only the surface water was impacted.

EGLE Action: Long-term Control Program

Lansing WWTP

Submission ID. **HNN-ZBGG-XWJSP**
Permit **MI0023400**
Outfall **022**

Start Day	Start Time	End Day	End Time
4/12/2019	7:15:00 AM	4/12/2019	12:15:00 PM

Rain(in.) = 0.24
Waterbody: Grand River

Partially Treated (MG)	Dilute Raw Sewage (MG)
	0.441

Cause: Combined stormwater and sewage. CSO was due to rainfall. Discharge was not disinfected. Only the surface water was impacted.

EGLE Action: Long-term Control Program

MG = million gallons
CSO Discharges are as a result of wet weather. Dry weather CSO discharges are classified as SSOs.

MICHIGAN DEPARTMENT OF ENVIRONMENT, GREAT LAKES, AND ENERGY

Combined Sewer Overflow Detail Report
January 1 - December 31, 2019

Lansing WWTP

Submission ID. **HNN-ZBGG-XWJSP**
Permit **MI0023400**
Outfall **034**

Start Day	Start Time	End Day	End Time
4/12/2019	7:15:00 AM	4/12/2019	11:15:00 AM

Rain(in.) = 0.24
Waterbody: Grand River

Partially Treated (MG)	Dilute Raw Sewage (MG)
	0.554

Cause: Combined stormwater and sewage. CSO was due to rainfall. Discharge was not disinfected. Only the surface water was impacted.
EGLE Action: Long-term Control Program

Lansing WWTP

Submission ID. **HNP-1QQF-XJXPA**
Permit **MI0023400**
Outfall **016**

Start Day	Start Time	End Day	End Time
4/14/2019	7:00:00 AM	4/14/2019	6:15:00 PM

Rain(in.) = 0.62
Waterbody: Grand River

Partially Treated (MG)	Dilute Raw Sewage (MG)
	0.227

Cause: Combined stormwater and sewage. CSO was due to rainfall. Discharge was not disinfected. Only the surface water was impacted.
EGLE Action: Long-term Control Program

Lansing WWTP

Submission ID. **HNP-1QQF-XJXPA**
Permit **MI0023400**
Outfall **024**

Start Day	Start Time	End Day	End Time
4/14/2019	7:00:00 AM	4/14/2019	6:00:00 PM

Rain(in.) = 0.62
Waterbody: Grand River

Partially Treated (MG)	Dilute Raw Sewage (MG)
	0.624

Cause: Combined stormwater and sewage. CSO was due to rainfall. Discharge was not disinfected. Only the surface water was impacted.
EGLE Action: Long-term Control Program

MG = million gallons
CSO Discharges are as a result of wet weather. Dry weather CSO discharges are classified as SSOs.

MICHIGAN DEPARTMENT OF ENVIRONMENT, GREAT LAKES, AND ENERGY

Combined Sewer Overflow Detail Report
January 1 - December 31, 2019

Lansing WWTP

Submission ID. **HNP-1QQF-XJXPA**
Permit **MI0023400**
Outfall **026**

Start Day	Start Time	End Day	End Time
4/14/2019	7:00:00 AM	4/14/2019	6:00:00 PM

Rain(in.) = 0.62
Waterbody: Red Cedar River

Partially Treated (MG)	Dilute Raw Sewage (MG)
	0.154

Cause: Combined stormwater and sewage. CSO was due to rainfall. Discharge was not disinfected. Only the surface water was impacted.
EGLE Action: Long-term Control Program

Lansing WWTP

Submission ID. **HNP-1QQF-XJXPA**
Permit **MI0023400**
Outfall **032**

Start Day	Start Time	End Day	End Time
4/14/2019	7:00:00 AM	4/14/2019	8:00:00 PM

Rain(in.) = 0.62
Waterbody: Red Cedar River

Partially Treated (MG)	Dilute Raw Sewage (MG)
	0.025

Cause: Combined stormwater and sewage. CSO was due to rainfall. Discharge was not disinfected. Only the surface water was impacted.
EGLE Action: Long-term Control Program

Lansing WWTP

Submission ID. **HNP-1QQF-XJXPA**
Permit **MI0023400**
Outfall **046**

Start Day	Start Time	End Day	End Time
4/14/2019	7:00:00 AM	4/14/2019	6:00:00 PM

Rain(in.) = 0.62
Waterbody: Grand River

Partially Treated (MG)	Dilute Raw Sewage (MG)
	0.089

Cause: Combined stormwater and sewage. CSO was due to rainfall. Discharge was not disinfected. Only the surface water was impacted.
EGLE Action: Long-term Control Program

MG = million gallons
CSO Discharges are as a result of wet weather. Dry weather CSO discharges are classified as SSOs.

MICHIGAN DEPARTMENT OF ENVIRONMENT, GREAT LAKES, AND ENERGY

Combined Sewer Overflow Detail Report
January 1 - December 31, 2019

Lansing WWTP

Submission ID. **HNP-1QQF-XJXPA**
Permit **MI0023400**
Outfall **011**

Start Day	Start Time	End Day	End Time
4/14/2019	7:15:00 AM	4/14/2019	5:30:00 PM

Rain(in.) = 0.62
Waterbody: Grand River

Partially Treated (MG)	Dilute Raw Sewage (MG)
	0.058

Cause: Combined stormwater and sewage. CSO was due to rainfall. Discharge was not disinfected. Only the surface water was impacted.
EGLE Action: Long-term Control Program

Lansing WWTP

Submission ID. **HNP-1QQF-XJXPA**
Permit **MI0023400**
Outfall **015**

Start Day	Start Time	End Day	End Time
4/14/2019	8:00:00 AM	4/14/2019	7:15:00 PM

Rain(in.) = 0.62
Waterbody: Grand River

Partially Treated (MG)	Dilute Raw Sewage (MG)
	0.620

Cause: Combined stormwater and sewage. CSO was due to rainfall. Discharge was not disinfected. Only the surface water was impacted.
EGLE Action: Long-term Control Program

Lansing WWTP

Submission ID. **HNP-1QQF-XJXPA**
Permit **MI0023400**
Outfall **009**

Start Day	Start Time	End Day	End Time
4/14/2019	9:00:00 AM	4/14/2019	6:15:00 PM

Rain(in.) = 0.62
Waterbody: Grand River

Partially Treated (MG)	Dilute Raw Sewage (MG)
	0.308

Cause: Combined stormwater and sewage. CSO was due to rainfall. Discharge was not disinfected. Only the surface water was impacted.
EGLE Action: Long-term Control Program

MG = million gallons
CSO Discharges are as a result of wet weather. Dry weather CSO discharges are classified as SSOs.

MICHIGAN DEPARTMENT OF ENVIRONMENT, GREAT LAKES, AND ENERGY

Combined Sewer Overflow Detail Report
January 1 - December 31, 2019

Lansing WWTP

Submission ID. **HNP-1QQF-XJXPA**
Permit **MI0023400**
Outfall **012**

Start Day	Start Time	End Day	End Time
4/14/2019	9:15:00 AM	4/14/2019	7:00:00 PM

Rain(in.) = 0.62
Waterbody: Grand River

Partially Treated (MG)	Dilute Raw Sewage (MG)
	0.388

Cause: Combined stormwater and sewage. CSO was due to rainfall. Discharge was not disinfected. Only the surface water was impacted.
EGLE Action: Long-term Control Program

Lansing WWTP

Submission ID. **HNP-1QQF-XJXPA**
Permit **MI0023400**
Outfall **017**

Start Day	Start Time	End Day	End Time
4/14/2019	9:15:00 AM	4/14/2019	6:30:00 PM

Rain(in.) = 0.62
Waterbody: Grand River

Partially Treated (MG)	Dilute Raw Sewage (MG)
	0.243

Cause: Combined stormwater and sewage. CSO was due to rainfall. Discharge was not disinfected. Only the surface water was impacted.
EGLE Action: Long-term Control Program

Lansing WWTP

Submission ID. **HNP-1QQF-XJXPA**
Permit **MI0023400**
Outfall **019**

Start Day	Start Time	End Day	End Time
4/14/2019	9:15:00 AM	4/14/2019	5:30:00 PM

Rain(in.) = 0.62
Waterbody: Grand River

Partially Treated (MG)	Dilute Raw Sewage (MG)
	0.309

Cause: Combined stormwater and sewage. CSO was due to rainfall. Discharge was not disinfected. Only the surface water was impacted.
EGLE Action: Long-term Control Program

MG = million gallons
CSO Discharges are as a result of wet weather. Dry weather CSO discharges are classified as SSOs.

MICHIGAN DEPARTMENT OF ENVIRONMENT, GREAT LAKES, AND ENERGY

Combined Sewer Overflow Detail Report
January 1 - December 31, 2019

Lansing WWTP

Submission ID. **HNP-1QQF-XJXPA**
Permit **MI0023400**
Outfall **021**

Start Day	Start Time	End Day	End Time
4/14/2019	9:15:00 AM	4/14/2019	6:00:00 PM

Rain(in.) = 0.62
Waterbody: Grand River

Partially Treated (MG)	Dilute Raw Sewage (MG)
	0.137

Cause: Combined stormwater and sewage. CSO was due to rainfall. Discharge was not disinfected. Only the surface water was impacted.
EGLE Action: Long-term Control Program

Lansing WWTP

Submission ID. **HNP-1QQF-XJXPA**
Permit **MI0023400**
Outfall **022**

Start Day	Start Time	End Day	End Time
4/14/2019	9:15:00 AM	4/14/2019	8:00:00 PM

Rain(in.) = 0.62
Waterbody: Grand River

Partially Treated (MG)	Dilute Raw Sewage (MG)
	1.324

Cause: Combined stormwater and sewage. CSO was due to rainfall. Discharge was not disinfected. Only the surface water was impacted.
EGLE Action: Long-term Control Program

Lansing WWTP

Submission ID. **HNP-1QQF-XJXPA**
Permit **MI0023400**
Outfall **034**

Start Day	Start Time	End Day	End Time
4/14/2019	9:15:00 AM	4/14/2019	7:00:00 PM

Rain(in.) = 0.62
Waterbody: Grand River

Partially Treated (MG)	Dilute Raw Sewage (MG)
	1.623

Cause: Combined stormwater and sewage. CSO was due to rainfall. Discharge was not disinfected. Only the surface water was impacted.
EGLE Action: Long-term Control Program

MG = million gallons
CSO Discharges are as a result of wet weather. Dry weather CSO discharges are classified as SSOs.

MICHIGAN DEPARTMENT OF ENVIRONMENT, GREAT LAKES, AND ENERGY

Combined Sewer Overflow Detail Report
January 1 - December 31, 2019

Lansing WWTP

Submission ID. **HNP-441Y-2F3EM**
Permit **MI0023400**
Outfall **009**

Start Day	Start Time	End Day	End Time
4/18/2019	7:00:00 AM	4/18/2019	5:15:00 PM

Rain(in.) = 0.64
Waterbody: Grand River

Partially Treated (MG)	Dilute Raw Sewage (MG)
	0.324

Cause: Combined stormwater and sewage. CSO was due to rainfall. Discharge was not disinfected. Only the surface water was impacted.
EGLE Action: Long-term Control Program

Lansing WWTP

Submission ID. **HNP-441Y-2F3EM**
Permit **MI0023400**
Outfall **011**

Start Day	Start Time	End Day	End Time
4/18/2019	7:00:00 AM	4/18/2019	4:45:00 PM

Rain(in.) = 0.64
Waterbody: Grand River

Partially Treated (MG)	Dilute Raw Sewage (MG)
	0.061

Cause: Combined stormwater and sewage. CSO was due to rainfall. Discharge was not disinfected. Only the surface water was impacted.
EGLE Action: Long-term Control Program

Lansing WWTP

Submission ID. **HNP-441Y-2F3EM**
Permit **MI0023400**
Outfall **016**

Start Day	Start Time	End Day	End Time
4/18/2019	7:00:00 AM	4/18/2019	5:30:00 PM

Rain(in.) = 0.64
Waterbody: Grand River

Partially Treated (MG)	Dilute Raw Sewage (MG)
	0.237

Cause: Combined stormwater and sewage. CSO was due to rainfall. Discharge was not disinfected. Only the surface water was impacted.
EGLE Action: Long-term Control Program

MG = million gallons
CSO Discharges are as a result of wet weather. Dry weather CSO discharges are classified as SSOs.

MICHIGAN DEPARTMENT OF ENVIRONMENT, GREAT LAKES, AND ENERGY

Combined Sewer Overflow Detail Report
January 1 - December 31, 2019

Lansing WWTP

Submission ID. **HNP-441Y-2F3EM**
Permit **MI0023400**
Outfall **024**

Start Day	Start Time	End Day	End Time
4/18/2019	7:00:00 AM	4/18/2019	6:00:00 PM

Rain(in.) = 0.64
Waterbody: Grand River

Partially Treated (MG)	Dilute Raw Sewage (MG)
	0.652

Cause: Combined stormwater and sewage. CSO was due to rainfall. Discharge was not disinfected. Only the surface water was impacted.
EGLE Action: Long-term Control Program

Lansing WWTP

Submission ID. **HNP-441Y-2F3EM**
Permit **MI0023400**
Outfall **026**

Start Day	Start Time	End Day	End Time
4/18/2019	7:00:00 AM	4/18/2019	5:15:00 PM

Rain(in.) = 0.64
Waterbody: Red Cedar River

Partially Treated (MG)	Dilute Raw Sewage (MG)
	0.161

Cause: Combined stormwater and sewage. CSO was due to rainfall. Discharge was not disinfected. Only the surface water was impacted.
EGLE Action: Long-term Control Program

Lansing WWTP

Submission ID. **HNP-441Y-2F3EM**
Permit **MI0023400**
Outfall **032**

Start Day	Start Time	End Day	End Time
4/18/2019	7:00:00 AM	4/18/2019	7:15:00 PM

Rain(in.) = 0.64
Waterbody: Red Cedar River

Partially Treated (MG)	Dilute Raw Sewage (MG)
	0.027

Cause: Combined stormwater and sewage. CSO was due to rainfall. Discharge was not disinfected. Only the surface water was impacted.
EGLE Action: Long-term Control Program

MG = million gallons
CSO Discharges are as a result of wet weather. Dry weather CSO discharges are classified as SSOs.

MICHIGAN DEPARTMENT OF ENVIRONMENT, GREAT LAKES, AND ENERGY

Combined Sewer Overflow Detail Report
January 1 - December 31, 2019

Lansing WWTP

Submission ID. **HNP-441Y-2F3EM**
Permit **MI0023400**
Outfall **046**

Start Day	Start Time	End Day	End Time
4/18/2019	7:00:00 AM	4/18/2019	5:00:00 PM

Rain(in.) = 0.64
Waterbody: Grand River

Partially Treated (MG):
Dilute Raw Sewage (MG): **0.094**

Cause: Combined stormwater and sewage. CSO was due to rainfall. Discharge was not disinfected. Only the surface water was impacted.
EGLE Action: Long-term Control Program

Lansing WWTP

Submission ID. **HNP-441Y-2F3EM**
Permit **MI0023400**
Outfall **015**

Start Day	Start Time	End Day	End Time
4/18/2019	7:15:00 AM	4/18/2019	6:30:00 PM

Rain(in.) = 0.64
Waterbody: Grand River

Partially Treated (MG):
Dilute Raw Sewage (MG): **0.650**

Cause: Combined stormwater and sewage. CSO was due to rainfall. Discharge was not disinfected. Only the surface water was impacted.
EGLE Action: Long-term Control Program

Lansing WWTP

Submission ID. **HNP-441Y-2F3EM**
Permit **MI0023400**
Outfall **017**

Start Day	Start Time	End Day	End Time
4/18/2019	7:15:00 AM	4/18/2019	5:30:00 PM

Rain(in.) = 0.64
Waterbody: Grand River

Partially Treated (MG):
Dilute Raw Sewage (MG): **0.253**

Cause: Combined stormwater and sewage. CSO was due to rainfall. Discharge was not disinfected. Only the surface water was impacted.
EGLE Action: Long-term Control Program

MG = million gallons
CSO Discharges are as a result of wet weather. Dry weather CSO discharges are classified as SSOs.

MICHIGAN DEPARTMENT OF ENVIRONMENT, GREAT LAKES, AND ENERGY

Combined Sewer Overflow Detail Report
January 1 - December 31, 2019

Lansing WWTP

Submission ID. **HNP-441Y-2F3EM**
Permit **MI0023400**
Outfall **021**

Start Day	Start Time	End Day	End Time
4/18/2019	7:15:00 AM	4/18/2019	5:00:00 PM

Rain(in.) = 0.64
Waterbody: Grand River

Partially Treated (MG)	Dilute Raw Sewage (MG)
	0.145

Cause: Combined stormwater and sewage. CSO was due to rainfall. Discharge was not disinfected. Only the surface water was impacted.
EGLE Action: Long-term Control Program

Lansing WWTP

Submission ID. **HNP-441Y-2F3EM**
Permit **MI0023400**
Outfall **022**

Start Day	Start Time	End Day	End Time
4/18/2019	7:15:00 AM	4/18/2019	7:15:00 PM

Rain(in.) = 0.64
Waterbody: Grand River

Partially Treated (MG)	Dilute Raw Sewage (MG)
	1.368

Cause: Combined stormwater and sewage. CSO was due to rainfall. Discharge was not disinfected. Only the surface water was impacted.
EGLE Action: Long-term Control Program

Lansing WWTP

Submission ID. **HNP-441Y-2F3EM**
Permit **MI0023400**
Outfall **034**

Start Day	Start Time	End Day	End Time
4/18/2019	7:15:00 AM	4/18/2019	6:15:00 PM

Rain(in.) = 0.64
Waterbody: Grand River

Partially Treated (MG)	Dilute Raw Sewage (MG)
	1.690

Cause: Combined stormwater and sewage. CSO was due to rainfall. Discharge was not disinfected. Only the surface water was impacted.
EGLE Action: Long-term Control Program

MG = million gallons
CSO Discharges are as a result of wet weather. Dry weather CSO discharges are classified as SSOs.

MICHIGAN DEPARTMENT OF ENVIRONMENT, GREAT LAKES, AND ENERGY

Combined Sewer Overflow Detail Report
January 1 - December 31, 2019

Lansing WWTP

Submission ID. **HNP-441Y-2F3EM**
Permit **MI0023400**
Outfall **012**

Start Day	Start Time	End Day	End Time
4/18/2019	7:30:00 AM	4/18/2019	6:00:00 PM

Rain(in.) = 0.64
Waterbody: Grand River

Partially Treated (MG)	Dilute Raw Sewage (MG)
	0.405

Cause: Combined stormwater and sewage. CSO was due to rainfall. Discharge was not disinfected. Only the surface water was impacted.
EGLE Action: Long-term Control Program

Lansing WWTP

Submission ID. **HNP-441Y-2F3EM**
Permit **MI0023400**
Outfall **019**

Start Day	Start Time	End Day	End Time
4/18/2019	7:30:00 AM	4/18/2019	4:45:00 PM

Rain(in.) = 0.64
Waterbody: Grand River

Partially Treated (MG)	Dilute Raw Sewage (MG)
	0.328

Cause: Combined stormwater and sewage. CSO was due to rainfall. Discharge was not disinfected. Only the surface water was impacted.
EGLE Action: Long-term Control Program

Lansing WWTP

Submission ID. **HNP-441Y-2F3EM**
Permit **MI0023400**
Outfall **008**

Start Day	Start Time	End Day	End Time
4/18/2019	8:00:00 AM	4/18/2019	9:15:00 AM

Rain(in.) = 0.64
Waterbody: Grand River

Partially Treated (MG)	Dilute Raw Sewage (MG)
	0.097

Cause: Combined stormwater and sewage. CSO was due to rainfall. Discharge was not disinfected. Only the surface water was impacted.
EGLE Action: Long-term Control Program

MG = million gallons
CSO Discharges are as a result of wet weather. Dry weather CSO discharges are classified as SSOs.

MICHIGAN DEPARTMENT OF ENVIRONMENT, GREAT LAKES, AND ENERGY

Combined Sewer Overflow Detail Report
January 1 - December 31, 2019

Lansing WWTP

Submission ID. **HNP-DH86-ZA5NK**
Permit **MI0023400**
Outfall **016**

Start Day	Start Time	End Day	End Time
4/29/2019	10:00:00 AM	4/29/2019	6:15:00 PM

Rain(in.) = 0.71
Waterbody: Grand River

Partially Treated (MG)	Dilute Raw Sewage (MG)
	0.271

Cause: Combined stormwater and sewage. CSO was due to rainfall. Discharge was not disinfected. Only the surface water was impacted.
EGLE Action: Long-term Control Program

Lansing WWTP

Submission ID. **HNP-DH86-ZA5NK**
Permit **MI0023400**
Outfall **024**

Start Day	Start Time	End Day	End Time
4/29/2019	10:00:00 AM	4/29/2019	6:00:00 PM

Rain(in.) = 0.71
Waterbody: Grand River

Partially Treated (MG)	Dilute Raw Sewage (MG)
	0.747

Cause: Combined stormwater and sewage. CSO was due to rainfall. Discharge was not disinfected. Only the surface water was impacted.
EGLE Action: Long-term Control Program

Lansing WWTP

Submission ID. **HNP-DH86-ZA5NK**
Permit **MI0023400**
Outfall **026**

Start Day	Start Time	End Day	End Time
4/29/2019	10:00:00 AM	4/29/2019	6:00:00 PM

Rain(in.) = 0.71
Waterbody: Red Cedar River

Partially Treated (MG)	Dilute Raw Sewage (MG)
	0.185

Cause: Combined stormwater and sewage. CSO was due to rainfall. Discharge was not disinfected. Only the surface water was impacted.
EGLE Action: Long-term Control Program

MG = million gallons
CSO Discharges are as a result of wet weather. Dry weather CSO discharges are classified as SSOs.

MICHIGAN DEPARTMENT OF ENVIRONMENT, GREAT LAKES, AND ENERGY

Combined Sewer Overflow Detail Report
January 1 - December 31, 2019

Lansing WWTP

Submission ID. **HNP-DH86-ZA5NK**
Permit **MI0023400**
Outfall **032**

Start Day	Start Time	End Day	End Time
4/29/2019	10:00:00 AM	4/29/2019	7:45:00 PM

Rain(in.) = 0.71
Waterbody: Red Cedar River

Partially Treated (MG)	Dilute Raw Sewage (MG)
	0.030

Cause: Combined stormwater and sewage. CSO was due to rainfall. Discharge was not disinfected. Only the surface water was impacted.
EGLE Action: Long-term Control Program

Lansing WWTP

Submission ID. **HNP-DH86-ZA5NK**
Permit **MI0023400**
Outfall **046**

Start Day	Start Time	End Day	End Time
4/29/2019	10:00:00 AM	4/29/2019	5:00:00 PM

Rain(in.) = 0.71
Waterbody: Grand River

Partially Treated (MG)	Dilute Raw Sewage (MG)
	0.106

Cause: Combined stormwater and sewage. CSO was due to rainfall. Discharge was not disinfected. Only the surface water was impacted.
EGLE Action: Long-term Control Program

Lansing WWTP

Submission ID. **HNP-DH86-ZA5NK**
Permit **MI0023400**
Outfall **011**

Start Day	Start Time	End Day	End Time
4/29/2019	10:15:00 AM	4/29/2019	5:30:00 PM

Rain(in.) = 0.71
Waterbody: Grand River

Partially Treated (MG)	Dilute Raw Sewage (MG)
	0.070

Cause: Combined stormwater and sewage. CSO was due to rainfall. Discharge was not disinfected. Only the surface water was impacted.
EGLE Action: Long-term Control Program

MG = million gallons
CSO Discharges are as a result of wet weather. Dry weather CSO discharges are classified as SSOs.

MICHIGAN DEPARTMENT OF ENVIRONMENT, GREAT LAKES, AND ENERGY

Combined Sewer Overflow Detail Report
January 1 - December 31, 2019

Lansing WWTP

Submission ID. **HNP-DH86-ZA5NK**
Permit **MI0023400**
Outfall **009**

Start Day	Start Time	End Day	End Time
4/29/2019	10:30:00 AM	4/29/2019	6:00:00 PM

Rain(in.) = 0.71
Waterbody: Grand River

Partially Treated (MG)	Dilute Raw Sewage (MG)
	0.374

Cause: Combined stormwater and sewage. CSO was due to rainfall. Discharge was not disinfected. Only the surface water was impacted.
EGLE Action: Long-term Control Program

Lansing WWTP

Submission ID. **HNP-DH86-ZA5NK**
Permit **MI0023400**
Outfall **015**

Start Day	Start Time	End Day	End Time
4/29/2019	10:30:00 AM	4/29/2019	7:15:00 PM

Rain(in.) = 0.71
Waterbody: Grand River

Partially Treated (MG)	Dilute Raw Sewage (MG)
	0.746

Cause: Combined stormwater and sewage. CSO was due to rainfall. Discharge was not disinfected. Only the surface water was impacted.
EGLE Action: Long-term Control Program

Lansing WWTP

Submission ID. **HNP-DH86-ZA5NK**
Permit **MI0023400**
Outfall **017**

Start Day	Start Time	End Day	End Time
4/29/2019	11:00:00 AM	4/29/2019	6:30:00 PM

Rain(in.) = 0.71
Waterbody: Grand River

Partially Treated (MG)	Dilute Raw Sewage (MG)
	0.291

Cause: Combined stormwater and sewage. CSO was due to rainfall. Discharge was not disinfected. Only the surface water was impacted.
EGLE Action: Long-term Control Program

MG = million gallons
CSO Discharges are as a result of wet weather. Dry weather CSO discharges are classified as SSOs.

MICHIGAN DEPARTMENT OF ENVIRONMENT, GREAT LAKES, AND ENERGY

Combined Sewer Overflow Detail Report
January 1 - December 31, 2019

Lansing WWTP

Submission ID. **HNP-DH86-ZA5NK**
Permit **MI0023400**
Outfall **021**

Start Day	Start Time	End Day	End Time
4/29/2019	11:00:00 AM	4/29/2019	6:00:00 PM

Rain(in.) = 0.71
Waterbody: Grand River

Partially Treated (MG)	Dilute Raw Sewage (MG)
	0.166

Cause: Combined stormwater and sewage. CSO was due to rainfall. Discharge was not disinfected. Only the surface water was impacted.
EGLE Action: Long-term Control Program

Lansing WWTP

Submission ID. **HNP-DH86-ZA5NK**
Permit **MI0023400**
Outfall **022**

Start Day	Start Time	End Day	End Time
4/29/2019	11:00:00 AM	4/29/2019	7:45:00 PM

Rain(in.) = 0.71
Waterbody: Grand River

Partially Treated (MG)	Dilute Raw Sewage (MG)
	1.600

Cause: Combined stormwater and sewage. CSO was due to rainfall. Discharge was not disinfected. Only the surface water was impacted.
EGLE Action: Long-term Control Program

Lansing WWTP

Submission ID. **HNP-DH86-ZA5NK**
Permit **MI0023400**
Outfall **034**

Start Day	Start Time	End Day	End Time
4/29/2019	11:00:00 AM	4/29/2019	7:00:00 PM

Rain(in.) = 0.71
Waterbody: Grand River

Partially Treated (MG)	Dilute Raw Sewage (MG)
	1.967

Cause: Combined stormwater and sewage. CSO was due to rainfall. Discharge was not disinfected. Only the surface water was impacted.
EGLE Action: Long-term Control Program

MG = million gallons
CSO Discharges are as a result of wet weather. Dry weather CSO discharges are classified as SSOs.

MICHIGAN DEPARTMENT OF ENVIRONMENT, GREAT LAKES, AND ENERGY

Combined Sewer Overflow Detail Report
January 1 - December 31, 2019

Lansing WWTP

Submission ID. **HNP-DH86-ZA5NK**
Permit **MI0023400**
Outfall **012**

Start Day	Start Time	End Day	End Time
4/29/2019	11:15:00 AM	4/29/2019	6:45:00 PM

Rain(in.) = 0.71
Waterbody: Grand River

Partially Treated (MG)	Dilute Raw Sewage (MG)
	0.465

Cause: Combined stormwater and sewage. CSO was due to rainfall. Discharge was not disinfected. Only the surface water was impacted.
EGLE Action: Long-term Control Program

Lansing WWTP

Submission ID. **HNP-DH86-ZA5NK**
Permit **MI0023400**
Outfall **019**

Start Day	Start Time	End Day	End Time
4/29/2019	11:15:00 AM	4/29/2019	5:15:00 PM

Rain(in.) = 0.71
Waterbody: Grand River

Partially Treated (MG)	Dilute Raw Sewage (MG)
	0.409

Cause: Combined stormwater and sewage. CSO was due to rainfall. Discharge was not disinfected. Only the surface water was impacted.
EGLE Action: Long-term Control Program

Lansing WWTP

Submission ID. **HNP-DH86-ZA5NK**
Permit **MI0023400**
Outfall **008**

Start Day	Start Time	End Day	End Time
4/29/2019	11:45:00 AM	4/29/2019	2:15:00 PM

Rain(in.) = 0.71
Waterbody: Grand River

Partially Treated (MG)	Dilute Raw Sewage (MG)
	0.174

Cause: Combined stormwater and sewage. CSO was due to rainfall. Discharge was not disinfected. Only the surface water was impacted.
EGLE Action: Long-term Control Program

MG = million gallons
CSO Discharges are as a result of wet weather. Dry weather CSO discharges are classified as SSOs.

MICHIGAN DEPARTMENT OF ENVIRONMENT, GREAT LAKES, AND ENERGY

Combined Sewer Overflow Detail Report
January 1 - December 31, 2019

Lansing WWTP

Submission ID. **HNP-F44A-7FG7N**
Permit **MI0023400**
Outfall **032**

Start Day	Start Time	End Day	End Time
4/30/2019	6:00:00 PM	5/1/2019	11:15:00 AM

Rain(in.) = 0.75
Waterbody: Red Cedar River

Partially Treated (MG)
Dilute Raw Sewage (MG)
0.031

Cause: Combined stormwater and sewage. CSO was due to rainfall. Discharge was not disinfected. Only the surface water was impacted.
EGLE Action: Long-term Control Program

Lansing WWTP

Submission ID. **HNP-F44A-7FG7N**
Permit **MI0023400**
Outfall **046**

Start Day	Start Time	End Day	End Time
4/30/2019	6:00:00 PM	5/1/2019	9:00:00 AM

Rain(in.) = 0.75
Waterbody: Grand River

Partially Treated (MG)
Dilute Raw Sewage (MG)
0.116

Cause: Combined stormwater and sewage. CSO was due to rainfall. Discharge was not disinfected. Only the surface water was impacted.
EGLE Action: Long-term Control Program

Lansing WWTP

Submission ID. **HNP-F44A-7FG7N**
Permit **MI0023400**
Outfall **016**

Start Day	Start Time	End Day	End Time
4/30/2019	6:15:00 PM	5/1/2019	10:15:00 AM

Rain(in.) = 0.75
Waterbody: Grand River

Partially Treated (MG)
Dilute Raw Sewage (MG)
0.273

Cause: Combined stormwater and sewage. CSO was due to rainfall. Discharge was not disinfected. Only the surface water was impacted.
EGLE Action: Long-term Control Program

MG = million gallons
CSO Discharges are as a result of wet weather. Dry weather CSO discharges are classified as SSOs.

MICHIGAN DEPARTMENT OF ENVIRONMENT, GREAT LAKES, AND ENERGY

Combined Sewer Overflow Detail Report
January 1 - December 31, 2019

Lansing WWTP

Submission ID. **HNP-F44A-7FG7N**
Permit **MI0023400**
Outfall **026**

Start Day	Start Time	End Day	End Time
4/30/2019	6:30:00 PM	5/1/2019	9:45:00 AM

Rain(in.) = 0.75
Waterbody: Red Cedar River

Partially Treated (MG)	Dilute Raw Sewage (MG)
	0.185

Cause: Combined stormwater and sewage. CSO was due to rainfall. Discharge was not disinfected. Only the surface water was impacted.
EGLE Action: Long-term Control Program

Lansing WWTP

Submission ID. **HNP-F44A-7FG7N**
Permit **MI0023400**
Outfall **009**

Start Day	Start Time	End Day	End Time
4/30/2019	7:00:00 PM	5/1/2019	10:00:00 AM

Rain(in.) = 0.75
Waterbody: Grand River

Partially Treated (MG)	Dilute Raw Sewage (MG)
	0.365

Cause: Combined stormwater and sewage. CSO was due to rainfall. Discharge was not disinfected. Only the surface water was impacted.
EGLE Action: Long-term Control Program

Lansing WWTP

Submission ID. **HNP-F44A-7FG7N**
Permit **MI0023400**
Outfall **011**

Start Day	Start Time	End Day	End Time
4/30/2019	7:00:00 PM	5/1/2019	9:30:00 AM

Rain(in.) = 0.75
Waterbody: Grand River

Partially Treated (MG)	Dilute Raw Sewage (MG)
	0.071

Cause: Combined stormwater and sewage. CSO was due to rainfall. Discharge was not disinfected. Only the surface water was impacted.
EGLE Action: Long-term Control Program

MG = million gallons
CSO Discharges are as a result of wet weather. Dry weather CSO discharges are classified as SSOs.

MICHIGAN DEPARTMENT OF ENVIRONMENT, GREAT LAKES, AND ENERGY

Combined Sewer Overflow Detail Report
January 1 - December 31, 2019

Lansing WWTP

Submission ID. **HNP-F44A-7FG7N**
Permit **MI0023400**
Outfall **024**

Start Day	Start Time	End Day	End Time
4/30/2019	7:00:00 PM	5/1/2019	10:00:00 AM

Rain(in.) = 0.75
Waterbody: Grand River

Partially Treated (MG)
Dilute Raw Sewage (MG)
0.785

Cause: Combined stormwater and sewage. CSO was due to rainfall. Discharge was not disinfected. Only the surface water was impacted.
EGLE Action: Long-term Control Program

Lansing WWTP

Submission ID. **HNP-F44A-7FG7N**
Permit **MI0023400**
Outfall **015**

Start Day	Start Time	End Day	End Time
4/30/2019	7:15:00 PM	5/1/2019	11:15:00 AM

Rain(in.) = 0.75
Waterbody: Grand River

Partially Treated (MG)
Dilute Raw Sewage (MG)
0.671

Cause: Combined stormwater and sewage. CSO was due to rainfall. Discharge was not disinfected. Only the surface water was impacted.
EGLE Action: Long-term Control Program

Lansing WWTP

Submission ID. **HNP-F44A-7FG7N**
Permit **MI0023400**
Outfall **017**

Start Day	Start Time	End Day	End Time
4/30/2019	7:15:00 PM	5/1/2019	10:15:00 AM

Rain(in.) = 0.75
Waterbody: Grand River

Partially Treated (MG)
Dilute Raw Sewage (MG)
0.290

Cause: Combined stormwater and sewage. CSO was due to rainfall. Discharge was not disinfected. Only the surface water was impacted.
EGLE Action: Long-term Control Program

MG = million gallons
CSO Discharges are as a result of wet weather. Dry weather CSO discharges are classified as SSOs.

MICHIGAN DEPARTMENT OF ENVIRONMENT, GREAT LAKES, AND ENERGY

Combined Sewer Overflow Detail Report
January 1 - December 31, 2019

Lansing WWTP

Submission ID. **HNP-F44A-7FG7N**
Permit **MI0023400**
Outfall **021**

Start Day	Start Time	End Day	End Time
4/30/2019	7:15:00 PM	5/1/2019	9:45:00 AM

Rain(in.) = 0.75
Waterbody: Grand River

Partially Treated (MG)
Dilute Raw Sewage (MG)
0.164

Cause: Combined stormwater and sewage. CSO was due to rainfall. Discharge was not disinfected. Only the surface water was impacted.
EGLE Action: Long-term Control Program

Lansing WWTP

Submission ID. **HNP-F44A-7FG7N**
Permit **MI0023400**
Outfall **012**

Start Day	Start Time	End Day	End Time
4/30/2019	7:30:00 PM	5/1/2019	10:45:00 AM

Rain(in.) = 0.75
Waterbody: Grand River

Partially Treated (MG)
Dilute Raw Sewage (MG)
0.460

Cause: Combined stormwater and sewage. CSO was due to rainfall. Discharge was not disinfected. Only the surface water was impacted.
EGLE Action: Long-term Control Program

Lansing WWTP

Submission ID. **HNP-F44A-7FG7N**
Permit **MI0023400**
Outfall **022**

Start Day	Start Time	End Day	End Time
4/30/2019	7:30:00 PM	5/1/2019	11:15:00 AM

Rain(in.) = 0.75
Waterbody: Grand River

Partially Treated (MG)
Dilute Raw Sewage (MG)
1.555

Cause: Combined stormwater and sewage. CSO was due to rainfall. Discharge was not disinfected. Only the surface water was impacted.
EGLE Action: Long-term Control Program

MG = million gallons
CSO Discharges are as a result of wet weather. Dry weather CSO discharges are classified as SSOs.

MICHIGAN DEPARTMENT OF ENVIRONMENT, GREAT LAKES, AND ENERGY

Combined Sewer Overflow Detail Report
January 1 - December 31, 2019

Lansing WWTP

Submission ID. **HNP-F44A-7FG7N**
Permit **MI0023400**
Outfall **034**

Start Day	Start Time	End Day	End Time
4/30/2019	7:30:00 PM	5/1/2019	10:45:00 AM

Rain(in.) = 0.75
Waterbody: Grand River

Partially Treated (MG)	Dilute Raw Sewage (MG)
	1.922

Cause: Combined stormwater and sewage. CSO was due to rainfall. Discharge was not disinfected. Only the surface water was impacted.
EGLE Action: Long-term Control Program

Lansing WWTP

Submission ID. **HNP-F44A-7FG7N**
Permit **MI0023400**
Outfall **019**

Start Day	Start Time	End Day	End Time
4/30/2019	7:45:00 PM	5/1/2019	6:30:00 AM

Rain(in.) = 0.75
Waterbody: Grand River

Partially Treated (MG)	Dilute Raw Sewage (MG)
	0.356

Cause: Combined stormwater and sewage. CSO was due to rainfall. Discharge was not disinfected. Only the surface water was impacted.
EGLE Action: Long-term Control Program

Lansing WWTP

Submission ID. **HNP-F44A-7FG7N**
Permit **MI0023400**
Outfall **008**

Start Day	Start Time	End Day	End Time
5/1/2019	2:00:00 AM	5/1/2019	3:15:00 AM

Rain(in.) = 0.75
Waterbody: Grand River

Partially Treated (MG)	Dilute Raw Sewage (MG)
	0.310

Cause: Combined stormwater and sewage. CSO was due to rainfall. Discharge was not disinfected. Only the surface water was impacted.
EGLE Action: Long-term Control Program

MG = million gallons
CSO Discharges are as a result of wet weather. Dry weather CSO discharges are classified as SSOs.

MICHIGAN DEPARTMENT OF ENVIRONMENT, GREAT LAKES, AND ENERGY

Combined Sewer Overflow Detail Report
January 1 - December 31, 2019

Lansing WWTP

Submission ID. **HNP-F44A-7FG7N**
Permit **MI0023400**
Outfall **014**

Start Day	Start Time	End Day	End Time
5/1/2019	2:30:00 AM	5/1/2019	3:30:00 AM

Rain(in.) = 0.75
Waterbody: Grand River

Partially Treated (MG)	Dilute Raw Sewage (MG)
	0.069

Cause: Combined stormwater and sewage. CSO was due to rainfall. Discharge was not disinfected. Only the surface water was impacted.
EGLE Action: Long-term Control Program

Lansing WWTP

Submission ID. **HNP-JZA7-P8WAS**
Permit **MI0023400**
Outfall **032**

Start Day	Start Time	End Day	End Time
5/6/2019	11:00:00 AM	5/7/2019	1:15:00 PM

Rain(in.) = 0.32
Waterbody: Red Cedar River

Partially Treated (MG)	Dilute Raw Sewage (MG)
	0.011

Cause: Combined stormwater and sewage. CSO was due to rainfall. Discharge was not disinfected. Only the surface water was impacted.
EGLE Action: Long-term Control Program

Lansing WWTP

Submission ID. **HNP-JZA7-P8WAS**
Permit **MI0023400**
Outfall **016**

Start Day	Start Time	End Day	End Time
5/6/2019	11:15:00 AM	5/7/2019	12:00:00 PM

Rain(in.) = 0.32
Waterbody: Grand River

Partially Treated (MG)	Dilute Raw Sewage (MG)
	0.095

Cause: Combined stormwater and sewage. CSO was due to rainfall. Discharge was not disinfected. Only the surface water was impacted.
EGLE Action: Long-term Control Program

MG = million gallons
CSO Discharges are as a result of wet weather. Dry weather CSO discharges are classified as SSOs.

MICHIGAN DEPARTMENT OF ENVIRONMENT, GREAT LAKES, AND ENERGY

Combined Sewer Overflow Detail Report
January 1 - December 31, 2019

Lansing WWTP

Submission ID. **HNP-JZA7-P8WAS**
Permit **MI0023400**
Outfall **046**

Start Day	Start Time	End Day	End Time
5/6/2019	11:00:00 PM	5/7/2019	11:00:00 AM

Rain(in.) = 0.32
Waterbody: Grand River

Partially Treated (MG)
Dilute Raw Sewage (MG)
0.038

Cause: Combined stormwater and sewage. CSO was due to rainfall. Discharge was not disinfected. Only the surface water was impacted.
EGLE Action: Long-term Control Program

Lansing WWTP

Submission ID. **HNP-JZA7-P8WAS**
Permit **MI0023400**
Outfall **026**

Start Day	Start Time	End Day	End Time
5/6/2019	11:30:00 PM	5/7/2019	11:30:00 AM

Rain(in.) = 0.32
Waterbody: Red Cedar River

Partially Treated (MG)
Dilute Raw Sewage (MG)
0.064

Cause: Combined stormwater and sewage. CSO was due to rainfall. Discharge was not disinfected. Only the surface water was impacted.
EGLE Action: Long-term Control Program

Lansing WWTP

Submission ID. **HNP-JZA7-P8WAS**
Permit **MI0023400**
Outfall **011**

Start Day	Start Time	End Day	End Time
5/7/2019	12:00:00 AM	5/7/2019	11:15:00 AM

Rain(in.) = 0.32
Waterbody: Grand River

Partially Treated (MG)
Dilute Raw Sewage (MG)
0.024

Cause: Combined stormwater and sewage. CSO was due to rainfall. Discharge was not disinfected. Only the surface water was impacted.
EGLE Action: Long-term Control Program

MG = million gallons
CSO Discharges are as a result of wet weather. Dry weather CSO discharges are classified as SSOs.

MICHIGAN DEPARTMENT OF ENVIRONMENT, GREAT LAKES, AND ENERGY

Combined Sewer Overflow Detail Report
January 1 - December 31, 2019

Lansing WWTP

Submission ID. **HNP-JZA7-P8WAS**
Permit **MI0023400**
Outfall **024**

Start Day	Start Time	End Day	End Time
5/7/2019	12:00:00 AM	5/7/2019	12:00:00 PM

Rain(in.) = 0.32
Waterbody: Grand River

Partially Treated (MG)
Dilute Raw Sewage (MG)
0.260

Cause: Combined stormwater and sewage. CSO was due to rainfall. Discharge was not disinfected. Only the surface water was impacted.
EGLE Action: Long-term Control Program

Lansing WWTP

Submission ID. **HNP-JZA7-P8WAS**
Permit **MI0023400**
Outfall **015**

Start Day	Start Time	End Day	End Time
5/7/2019	12:30:00 AM	5/7/2019	12:45:00 PM

Rain(in.) = 0.32
Waterbody: Grand River

Partially Treated (MG)
Dilute Raw Sewage (MG)
0.253

Cause: Combined stormwater and sewage. CSO was due to rainfall. Discharge was not disinfected. Only the surface water was impacted.
EGLE Action: Long-term Control Program

Lansing WWTP

Submission ID. **HNP-JZA7-P8WAS**
Permit **MI0023400**
Outfall **009**

Start Day	Start Time	End Day	End Time
5/7/2019	1:15:00 AM	5/7/2019	11:45:00 AM

Rain(in.) = 0.32
Waterbody: Grand River

Partially Treated (MG)
Dilute Raw Sewage (MG)
0.120

Cause: Combined stormwater and sewage. CSO was due to rainfall. Discharge was not disinfected. Only the surface water was impacted.
EGLE Action: Long-term Control Program

MG = million gallons
CSO Discharges are as a result of wet weather. Dry weather CSO discharges are classified as SSOs.

MICHIGAN DEPARTMENT OF ENVIRONMENT, GREAT LAKES, AND ENERGY

Combined Sewer Overflow Detail Report
January 1 - December 31, 2019

Lansing WWTP

Submission ID. **HNP-JZA7-P8WAS**
Permit **MI0023400**
Outfall **017**

Start Day	Start Time	End Day	End Time
5/7/2019	1:15:00 AM	5/7/2019	12:00:00 PM

Rain(in.) = 0.32
Waterbody: Grand River

Partially Treated (MG)
Dilute Raw Sewage (MG)
0.098

Cause: Combined stormwater and sewage. CSO was due to rainfall. Discharge was not disinfected. Only the surface water was impacted.
EGLE Action: Long-term Control Program

Lansing WWTP

Submission ID. **HNP-JZA7-P8WAS**
Permit **MI0023400**
Outfall **021**

Start Day	Start Time	End Day	End Time
5/7/2019	1:15:00 AM	5/7/2019	11:45:00 AM

Rain(in.) = 0.32
Waterbody: Grand River

Partially Treated (MG)
Dilute Raw Sewage (MG)
0.055

Cause: Combined stormwater and sewage. CSO was due to rainfall. Discharge was not disinfected. Only the surface water was impacted.
EGLE Action: Long-term Control Program

Lansing WWTP

Submission ID. **HNP-JZA7-P8WAS**
Permit **MI0023400**
Outfall **022**

Start Day	Start Time	End Day	End Time
5/7/2019	1:15:00 AM	5/7/2019	1:15:00 PM

Rain(in.) = 0.32
Waterbody: Grand River

Partially Treated (MG)
Dilute Raw Sewage (MG)
0.498

Cause: Combined stormwater and sewage. CSO was due to rainfall. Discharge was not disinfected. Only the surface water was impacted.
EGLE Action: Long-term Control Program

MG = million gallons
CSO Discharges are as a result of wet weather. Dry weather CSO discharges are classified as SSOs.

MICHIGAN DEPARTMENT OF ENVIRONMENT, GREAT LAKES, AND ENERGY

Combined Sewer Overflow Detail Report
January 1 - December 31, 2019

Lansing WWTP

Submission ID. **HNP-JZA7-P8WAS**
Permit **MI0023400**
Outfall **034**

Start Day	Start Time	End Day	End Time
5/7/2019	1:15:00 AM	5/7/2019	12:30:00 PM

Rain(in.) = 0.32
Waterbody: Grand River

Partially Treated (MG)	Dilute Raw Sewage (MG)
	0.632

Cause: Combined stormwater and sewage. CSO was due to rainfall. Discharge was not disinfected. Only the surface water was impacted.
EGLE Action: Long-term Control Program

Lansing WWTP

Submission ID. **HNP-JZA7-P8WAS**
Permit **MI0023400**
Outfall **012**

Start Day	Start Time	End Day	End Time
5/7/2019	1:30:00 AM	5/7/2019	12:30:00 PM

Rain(in.) = 0.32
Waterbody: Grand River

Partially Treated (MG)	Dilute Raw Sewage (MG)
	0.155

Cause: Combined stormwater and sewage. CSO was due to rainfall. Discharge was not disinfected. Only the surface water was impacted.
EGLE Action: Long-term Control Program

Lansing WWTP

Submission ID. **HNP-JZA7-P8WAS**
Permit **MI0023400**
Outfall **019**

Start Day	Start Time	End Day	End Time
5/7/2019	1:45:00 AM	5/7/2019	10:30:00 AM

Rain(in.) = 0.32
Waterbody: Grand River

Partially Treated (MG)	Dilute Raw Sewage (MG)
	0.073

Cause: Combined stormwater and sewage. CSO was due to rainfall. Discharge was not disinfected. Only the surface water was impacted.
EGLE Action: Long-term Control Program

MG = million gallons
CSO Discharges are as a result of wet weather. Dry weather CSO discharges are classified as SSOs.

MICHIGAN DEPARTMENT OF ENVIRONMENT, GREAT LAKES, AND ENERGY

Combined Sewer Overflow Detail Report
January 1 - December 31, 2019

Lansing WWTP

Submission ID. **HNP-NA5W-RRYQ9**
Permit **MI0023400**
Outfall **016**

Start Day	Start Time	End Day	End Time
5/9/2019	6:00:00 AM	5/9/2019	7:00:00 PM

Rain(in.) = 0.28
Waterbody: Grand River

Partially Treated (MG)

Dilute Raw Sewage (MG)
0.080

Cause: Combined stormwater and sewage. CSO was due to rainfall. Discharge was not disinfected. Only the surface water was impacted.
EGLE Action: Long-term Control Program

Lansing WWTP

Submission ID. **HNP-NA5W-RRYQ9**
Permit **MI0023400**
Outfall **024**

Start Day	Start Time	End Day	End Time
5/9/2019	6:00:00 AM	5/9/2019	7:00:00 PM

Rain(in.) = 0.28
Waterbody: Grand River

Partially Treated (MG)

Dilute Raw Sewage (MG)
0.218

Cause: Combined stormwater and sewage. CSO was due to rainfall. Discharge was not disinfected. Only the surface water was impacted.
EGLE Action: Long-term Control Program

Lansing WWTP

Submission ID. **HNP-NA5W-RRYQ9**
Permit **MI0023400**
Outfall **026**

Start Day	Start Time	End Day	End Time
5/9/2019	6:00:00 AM	5/9/2019	6:45:00 PM

Rain(in.) = 0.28
Waterbody: Red Cedar River

Partially Treated (MG)

Dilute Raw Sewage (MG)
0.054

Cause: Combined stormwater and sewage. CSO was due to rainfall. Discharge was not disinfected. Only the surface water was impacted.
EGLE Action: Long-term Control Program

MG = million gallons
CSO Discharges are as a result of wet weather. Dry weather CSO discharges are classified as SSOs.

MICHIGAN DEPARTMENT OF ENVIRONMENT, GREAT LAKES, AND ENERGY

Combined Sewer Overflow Detail Report
January 1 - December 31, 2019

Lansing WWTP

Submission ID. **HNP-NA5W-RRYQ9**
Permit **MI0023400**
Outfall **032**

Start Day	Start Time	End Day	End Time
5/9/2019	6:00:00 AM	5/9/2019	6:30:00 PM

Rain(in.) = 0.28
Waterbody: Red Cedar River

Partially Treated (MG)

Dilute Raw Sewage (MG)
0.010

Cause: Combined stormwater and sewage. CSO was due to rainfall. Discharge was not disinfected. Only the surface water was impacted.
EGLE Action: Long-term Control Program

Lansing WWTP

Submission ID. **HNP-NA5W-RRYQ9**
Permit **MI0023400**
Outfall **046**

Start Day	Start Time	End Day	End Time
5/9/2019	6:00:00 AM	5/9/2019	6:00:00 PM

Rain(in.) = 0.28
Waterbody: Grand River

Partially Treated (MG)

Dilute Raw Sewage (MG)
0.031

Cause: Combined stormwater and sewage. CSO was due to rainfall. Discharge was not disinfected. Only the surface water was impacted.
EGLE Action: Long-term Control Program

Lansing WWTP

Submission ID. **HNP-NA5W-RRYQ9**
Permit **MI0023400**
Outfall **011**

Start Day	Start Time	End Day	End Time
5/9/2019	6:15:00 AM	5/9/2019	6:30:00 PM

Rain(in.) = 0.28
Waterbody: Grand River

Partially Treated (MG)

Dilute Raw Sewage (MG)
0.021

Cause: Combined stormwater and sewage. CSO was due to rainfall. Discharge was not disinfected. Only the surface water was impacted.
EGLE Action: Long-term Control Program

MG = million gallons
CSO Discharges are as a result of wet weather. Dry weather CSO discharges are classified as SSOs.

MICHIGAN DEPARTMENT OF ENVIRONMENT, GREAT LAKES, AND ENERGY

Combined Sewer Overflow Detail Report
January 1 - December 31, 2019

Lansing WWTP

Submission ID. **HNP-NA5W-RRYQ9**
Permit **MI0023400**
Outfall **015**

Start Day	Start Time	End Day	End Time
5/9/2019	6:45:00 AM	5/9/2019	7:45:00 PM

Rain(in.) = 0.28
Waterbody: Grand River

Partially Treated (MG):
Dilute Raw Sewage (MG): **0.222**

Cause: Combined stormwater and sewage. CSO was due to rainfall. Discharge was not disinfected. Only the surface water was impacted.
EGLE Action: Long-term Control Program

Lansing WWTP

Submission ID. **HNP-NA5W-RRYQ9**
Permit **MI0023400**
Outfall **009**

Start Day	Start Time	End Day	End Time
5/9/2019	10:00:00 AM	5/9/2019	6:15:00 PM

Rain(in.) = 0.28
Waterbody: Grand River

Partially Treated (MG):
Dilute Raw Sewage (MG): **0.109**

Cause: Combined stormwater and sewage. CSO was due to rainfall. Discharge was not disinfected. Only the surface water was impacted.
EGLE Action: Long-term Control Program

Lansing WWTP

Submission ID. **HNP-NA5W-RRYQ9**
Permit **MI0023400**
Outfall **017**

Start Day	Start Time	End Day	End Time
5/9/2019	10:00:00 AM	5/9/2019	7:00:00 PM

Rain(in.) = 0.28
Waterbody: Grand River

Partially Treated (MG):
Dilute Raw Sewage (MG): **0.084**

Cause: Combined stormwater and sewage. CSO was due to rainfall. Discharge was not disinfected. Only the surface water was impacted.
EGLE Action: Long-term Control Program

MG = million gallons
CSO Discharges are as a result of wet weather. Dry weather CSO discharges are classified as SSOs.

MICHIGAN DEPARTMENT OF ENVIRONMENT, GREAT LAKES, AND ENERGY

Combined Sewer Overflow Detail Report
January 1 - December 31, 2019

Lansing WWTP

Submission ID. **HNP-NA5W-RRYQ9**
Permit **MI0023400**
Outfall **021**

Start Day	Start Time	End Day	End Time
5/9/2019	10:00:00 AM	5/9/2019	6:45:00 PM

Rain(in.) = 0.28
Waterbody: Grand River

Partially Treated (MG)
Dilute Raw Sewage (MG)
0.049

Cause: Combined stormwater and sewage. CSO was due to rainfall. Discharge was not disinfected. Only the surface water was impacted.
EGLE Action: Long-term Control Program

Lansing WWTP

Submission ID. **HNP-NA5W-RRYQ9**
Permit **MI0023400**
Outfall **022**

Start Day	Start Time	End Day	End Time
5/9/2019	10:00:00 AM	5/9/2019	6:30:00 PM

Rain(in.) = 0.28
Waterbody: Grand River

Partially Treated (MG)
Dilute Raw Sewage (MG)
0.445

Cause: Combined stormwater and sewage. CSO was due to rainfall. Discharge was not disinfected. Only the surface water was impacted.
EGLE Action: Long-term Control Program

Lansing WWTP

Submission ID. **HNP-NA5W-RRYQ9**
Permit **MI0023400**
Outfall **034**

Start Day	Start Time	End Day	End Time
5/9/2019	10:00:00 AM	5/9/2019	7:30:00 PM

Rain(in.) = 0.28
Waterbody: Grand River

Partially Treated (MG)
Dilute Raw Sewage (MG)
0.560

Cause: Combined stormwater and sewage. CSO was due to rainfall. Discharge was not disinfected. Only the surface water was impacted.
EGLE Action: Long-term Control Program

MG = million gallons
CSO Discharges are as a result of wet weather. Dry weather CSO discharges are classified as SSOs.

MICHIGAN DEPARTMENT OF ENVIRONMENT, GREAT LAKES, AND ENERGY

Combined Sewer Overflow Detail Report
January 1 - December 31, 2019

Lansing WWTP

Submission ID. **HNP-NA5W-RRYQ9**
Permit **MI0023400**
Outfall **012**

Start Day	Start Time	End Day	End Time
5/9/2019	10:15:00 AM	5/9/2019	7:30:00 PM

Rain(in.) = 0.28
Waterbody: Grand River

Partially Treated (MG)	Dilute Raw Sewage (MG)
	0.135

Cause: Combined stormwater and sewage. CSO was due to rainfall. Discharge was not disinfected. Only the surface water was impacted.
EGLE Action: Long-term Control Program

Lansing WWTP

Submission ID. **HNP-NA5W-RRYQ9**
Permit **MI0023400**
Outfall **019**

Start Day	Start Time	End Day	End Time
5/9/2019	10:15:00 AM	5/9/2019	11:45:00 AM

Rain(in.) = 0.28
Waterbody: Grand River

Partially Treated (MG)	Dilute Raw Sewage (MG)
	0.118

Cause: Combined stormwater and sewage. CSO was due to rainfall. Discharge was not disinfected. Only the surface water was impacted.
EGLE Action: Long-term Control Program

Lansing WWTP

Submission ID. **HNP-NA5W-RRYQ9**
Permit **MI0023400**
Outfall **008**

Start Day	Start Time	End Day	End Time
5/9/2019	10:30:00 AM	5/9/2019	11:15:00 AM

Rain(in.) = 0.28
Waterbody: Grand River

Partially Treated (MG)	Dilute Raw Sewage (MG)
	0.054

Cause: Combined stormwater and sewage. CSO was due to rainfall. Discharge was not disinfected. Only the surface water was impacted.
EGLE Action: Long-term Control Program

MG = million gallons
CSO Discharges are as a result of wet weather. Dry weather CSO discharges are classified as SSOs.

MICHIGAN DEPARTMENT OF ENVIRONMENT, GREAT LAKES, AND ENERGY

Combined Sewer Overflow Detail Report
January 1 - December 31, 2019

Lansing WWTP

Submission ID. **HNP-X9ZD-STB55**
Permit **MI0023400**
Outfall **009**

Start Day	Start Time	End Day	End Time
5/18/2019	4:00:00 AM	5/18/2019	9:15:00 AM

Rain(in.) = 0.42
Waterbody: Grand River

Partially Treated (MG)	Dilute Raw Sewage (MG)
	0.210

Cause: Combined stormwater and sewage. CSO was due to rainfall. Discharge was not disinfected. Only the surface water was impacted.
EGLE Action: Long-term Control Program

Lansing WWTP

Submission ID. **HNP-X9ZD-STB55**
Permit **MI0023400**
Outfall **011**

Start Day	Start Time	End Day	End Time
5/18/2019	4:00:00 AM	5/18/2019	8:30:00 AM

Rain(in.) = 0.42
Waterbody: Grand River

Partially Treated (MG)	Dilute Raw Sewage (MG)
	0.039

Cause: Combined stormwater and sewage. CSO was due to rainfall. Discharge was not disinfected. Only the surface water was impacted.
EGLE Action: Long-term Control Program

Lansing WWTP

Submission ID. **HNP-X9ZD-STB55**
Permit **MI0023400**
Outfall **016**

Start Day	Start Time	End Day	End Time
5/18/2019	4:00:00 AM	5/18/2019	9:30:00 AM

Rain(in.) = 0.42
Waterbody: Grand River

Partially Treated (MG)	Dilute Raw Sewage (MG)
	0.153

Cause: Combined stormwater and sewage. CSO was due to rainfall. Discharge was not disinfected. Only the surface water was impacted.
EGLE Action: Long-term Control Program

MG = million gallons
CSO Discharges are as a result of wet weather. Dry weather CSO discharges are classified as SSOs.

MICHIGAN DEPARTMENT OF ENVIRONMENT, GREAT LAKES, AND ENERGY

Combined Sewer Overflow Detail Report
January 1 - December 31, 2019

Lansing WWTP

Submission ID. **HNP-X9ZD-STB55**
Permit **MI0023400**
Outfall **024**

Start Day	Start Time	End Day	End Time
5/18/2019	4:00:00 AM	5/18/2019	9:00:00 AM

Rain(in.) = 0.42
Waterbody: Grand River

Partially Treated (MG)	Dilute Raw Sewage (MG)
	0.421

Cause: Combined stormwater and sewage. CSO was due to rainfall. Discharge was not disinfected. Only the surface water was impacted.
EGLE Action: Long-term Control Program

Lansing WWTP

Submission ID. **HNP-X9ZD-STB55**
Permit **MI0023400**
Outfall **026**

Start Day	Start Time	End Day	End Time
5/18/2019	4:00:00 AM	5/18/2019	9:00:00 AM

Rain(in.) = 0.42
Waterbody: Red Cedar River

Partially Treated (MG)	Dilute Raw Sewage (MG)
	0.104

Cause: Combined stormwater and sewage. CSO was due to rainfall. Discharge was not disinfected. Only the surface water was impacted.
EGLE Action: Long-term Control Program

Lansing WWTP

Submission ID. **HNP-X9ZD-STB55**
Permit **MI0023400**
Outfall **032**

Start Day	Start Time	End Day	End Time
5/18/2019	4:00:00 AM	5/18/2019	11:15:00 AM

Rain(in.) = 0.42
Waterbody: Red Cedar River

Partially Treated (MG)	Dilute Raw Sewage (MG)
	0.017

Cause: Combined stormwater and sewage. CSO was due to rainfall. Discharge was not disinfected. Only the surface water was impacted.
EGLE Action: Long-term Control Program

MG = million gallons
CSO Discharges are as a result of wet weather. Dry weather CSO discharges are classified as SSOs.

MICHIGAN DEPARTMENT OF ENVIRONMENT, GREAT LAKES, AND ENERGY

Combined Sewer Overflow Detail Report
January 1 - December 31, 2019

Lansing WWTP

Submission ID. **HNP-X9ZD-STB55**
Permit **MI0023400**
Outfall **046**

Start Day	Start Time	End Day	End Time
5/18/2019	4:00:00 AM	5/18/2019	9:00:00 AM

Rain(in.) = 0.42
Waterbody: Grand River

Partially Treated (MG)
Dilute Raw Sewage (MG)
0.060

Cause: Combined stormwater and sewage. CSO was due to rainfall. Discharge was not disinfected. Only the surface water was impacted.
EGLE Action: Long-term Control Program

Lansing WWTP

Submission ID. **HNP-X9ZD-STB55**
Permit **MI0023400**
Outfall **015**

Start Day	Start Time	End Day	End Time
5/18/2019	4:15:00 AM	5/18/2019	10:30:00 AM

Rain(in.) = 0.42
Waterbody: Grand River

Partially Treated (MG)
Dilute Raw Sewage (MG)
0.421

Cause: Combined stormwater and sewage. CSO was due to rainfall. Discharge was not disinfected. Only the surface water was impacted.
EGLE Action: Long-term Control Program

Lansing WWTP

Submission ID. **HNP-X9ZD-STB55**
Permit **MI0023400**
Outfall **017**

Start Day	Start Time	End Day	End Time
5/18/2019	4:15:00 AM	5/18/2019	9:30:00 AM

Rain(in.) = 0.42
Waterbody: Grand River

Partially Treated (MG)
Dilute Raw Sewage (MG)
0.163

Cause: Combined stormwater and sewage. CSO was due to rainfall. Discharge was not disinfected. Only the surface water was impacted.
EGLE Action: Long-term Control Program

MG = million gallons
CSO Discharges are as a result of wet weather. Dry weather CSO discharges are classified as SSOs.

MICHIGAN DEPARTMENT OF ENVIRONMENT, GREAT LAKES, AND ENERGY

Combined Sewer Overflow Detail Report
January 1 - December 31, 2019

Lansing WWTP

Submission ID. **HNP-X9ZD-STB55**
Permit **MI0023400**
Outfall **021**

Start Day	Start Time	End Day	End Time
5/18/2019	4:15:00 AM	5/18/2019	9:00:00 AM

Rain(in.) = 0.42
Waterbody: Grand River

Partially Treated (MG)	Dilute Raw Sewage (MG)
	0.094

Cause: Combined stormwater and sewage. CSO was due to rainfall. Discharge was not disinfected. Only the surface water was impacted.
EGLE Action: Long-term Control Program

Lansing WWTP

Submission ID. **HNP-X9ZD-STB55**
Permit **MI0023400**
Outfall **012**

Start Day	Start Time	End Day	End Time
5/18/2019	4:30:00 AM	5/18/2019	10:00:00 AM

Rain(in.) = 0.42
Waterbody: Grand River

Partially Treated (MG)	Dilute Raw Sewage (MG)
	0.262

Cause: Combined stormwater and sewage. CSO was due to rainfall. Discharge was not disinfected. Only the surface water was impacted.
EGLE Action: Long-term Control Program

Lansing WWTP

Submission ID. **HNP-X9ZD-STB55**
Permit **MI0023400**
Outfall **022**

Start Day	Start Time	End Day	End Time
5/18/2019	4:30:00 AM	5/18/2019	11:15:00 AM

Rain(in.) = 0.42
Waterbody: Grand River

Partially Treated (MG)	Dilute Raw Sewage (MG)
	0.890

Cause: Combined stormwater and sewage. CSO was due to rainfall. Discharge was not disinfected. Only the surface water was impacted.
EGLE Action: Long-term Control Program

MG = million gallons
CSO Discharges are as a result of wet weather. Dry weather CSO discharges are classified as SSOs.

MICHIGAN DEPARTMENT OF ENVIRONMENT, GREAT LAKES, AND ENERGY

Combined Sewer Overflow Detail Report
January 1 - December 31, 2019

Lansing WWTP

Submission ID. **HNP-X9ZD-STB55**
Permit **MI0023400**
Outfall **034**

Start Day	Start Time	End Day	End Time
5/18/2019	4:30:00 AM	5/18/2019	10:00:00 AM

Rain(in.) = 0.42
Waterbody: Grand River

Partially Treated (MG)	Dilute Raw Sewage (MG)
	1.099

Cause: Combined stormwater and sewage. CSO was due to rainfall. Discharge was not disinfected. Only the surface water was impacted.
EGLE Action: Long-term Control Program

Lansing WWTP

Submission ID. **HNP-X9ZD-STB55**
Permit **MI0023400**
Outfall **019**

Start Day	Start Time	End Day	End Time
5/18/2019	4:45:00 AM	5/18/2019	8:30:00 AM

Rain(in.) = 0.42
Waterbody: Grand River

Partially Treated (MG)	Dilute Raw Sewage (MG)
	0.224

Cause: Combined stormwater and sewage. CSO was due to rainfall. Discharge was not disinfected. Only the surface water was impacted.
EGLE Action: Long-term Control Program

Lansing WWTP

Submission ID. **HNP-X9ZD-STB55**
Permit **MI0023400**
Outfall **008**

Start Day	Start Time	End Day	End Time
5/18/2019	5:15:00 AM	5/18/2019	6:15:00 AM

Rain(in.) = 0.42
Waterbody: Grand River

Partially Treated (MG)	Dilute Raw Sewage (MG)
	0.028

Cause: Combined stormwater and sewage. CSO was due to rainfall. Discharge was not disinfected. Only the surface water was impacted.
EGLE Action: Long-term Control Program

MG = million gallons
CSO Discharges are as a result of wet weather. Dry weather CSO discharges are classified as SSOs.

MICHIGAN DEPARTMENT OF ENVIRONMENT, GREAT LAKES, AND ENERGY

Combined Sewer Overflow Detail Report
January 1 - December 31, 2019

Lansing WWTP

Submission ID. **HNP-YX40-6EDRQ**
Permit **MI0023400**
Outfall **016**

Start Day	Start Time	End Day	End Time
5/22/2019	4:00:00 AM	5/22/2019	12:30:00 PM

Rain(in.) = 0.24
Waterbody: Grand River

Partially Treated (MG)	Dilute Raw Sewage (MG)
	0.070

Cause: Combined stormwater and sewage. CSO was due to rainfall. Discharge was not disinfected. Only the surface water was impacted.
EGLE Action: Long-term Control Program

Lansing WWTP

Submission ID. **HNP-YX40-6EDRQ**
Permit **MI0023400**
Outfall **024**

Start Day	Start Time	End Day	End Time
5/22/2019	4:00:00 AM	5/22/2019	12:00:00 PM

Rain(in.) = 0.24
Waterbody: Grand River

Partially Treated (MG)	Dilute Raw Sewage (MG)
	0.191

Cause: Combined stormwater and sewage. CSO was due to rainfall. Discharge was not disinfected. Only the surface water was impacted.
EGLE Action: Long-term Control Program

Lansing WWTP

Submission ID. **HNP-YX40-6EDRQ**
Permit **MI0023400**
Outfall **026**

Start Day	Start Time	End Day	End Time
5/22/2019	4:00:00 AM	5/22/2019	12:00:00 PM

Rain(in.) = 0.24
Waterbody: Red Cedar River

Partially Treated (MG)	Dilute Raw Sewage (MG)
	0.047

Cause: Combined stormwater and sewage. CSO was due to rainfall. Discharge was not disinfected. Only the surface water was impacted.
EGLE Action: Long-term Control Program

MG = million gallons
CSO Discharges are as a result of wet weather. Dry weather CSO discharges are classified as SSOs.

MICHIGAN DEPARTMENT OF ENVIRONMENT, GREAT LAKES, AND ENERGY

Combined Sewer Overflow Detail Report
January 1 - December 31, 2019

Lansing WWTP

Submission ID. **HNP-YX40-6EDRQ**
Permit **MI0023400**
Outfall **032**

Start Day	Start Time	End Day	End Time
5/22/2019	4:00:00 AM	5/22/2019	2:15:00 PM

Rain(in.) = 0.24
Waterbody: Red Cedar River

Partially Treated (MG)	Dilute Raw Sewage (MG)
	0.008

Cause: Combined stormwater and sewage. CSO was due to rainfall. Discharge was not disinfected. Only the surface water was impacted.
EGLE Action: Long-term Control Program

Lansing WWTP

Submission ID. **HNP-YX40-6EDRQ**
Permit **MI0023400**
Outfall **046**

Start Day	Start Time	End Day	End Time
5/22/2019	4:00:00 AM	5/22/2019	12:00:00 PM

Rain(in.) = 0.24
Waterbody: Grand River

Partially Treated (MG)	Dilute Raw Sewage (MG)
	0.028

Cause: Combined stormwater and sewage. CSO was due to rainfall. Discharge was not disinfected. Only the surface water was impacted.
EGLE Action: Long-term Control Program

Lansing WWTP

Submission ID. **HNP-YX40-6EDRQ**
Permit **MI0023400**
Outfall **011**

Start Day	Start Time	End Day	End Time
5/22/2019	4:15:00 AM	5/22/2019	11:30:00 PM

Rain(in.) = 0.24
Waterbody: Grand River

Partially Treated (MG)	Dilute Raw Sewage (MG)
	0.018

Cause: Combined stormwater and sewage. CSO was due to rainfall. Discharge was not disinfected. Only the surface water was impacted.
EGLE Action: Long-term Control Program

MG = million gallons
CSO Discharges are as a result of wet weather. Dry weather CSO discharges are classified as SSOs.

MICHIGAN DEPARTMENT OF ENVIRONMENT, GREAT LAKES, AND ENERGY

Combined Sewer Overflow Detail Report
January 1 - December 31, 2019

Lansing WWTP

Submission ID. **HNP-YX40-6EDRQ**
Permit **MI0023400**
Outfall **015**

Start Day	Start Time	End Day	End Time
5/22/2019	4:45:00 AM	5/22/2019	1:30:00 PM

Rain(in.) = 0.24
Waterbody: Grand River

Partially Treated (MG)	Dilute Raw Sewage (MG)
	0.192

Cause: Combined stormwater and sewage. CSO was due to rainfall. Discharge was not disinfected. Only the surface water was impacted.
EGLE Action: Long-term Control Program

Lansing WWTP

Submission ID. **HNP-YX40-6EDRQ**
Permit **MI0023400**
Outfall **009**

Start Day	Start Time	End Day	End Time
5/22/2019	7:45:00 AM	5/22/2019	12:15:00 PM

Rain(in.) = 0.24
Waterbody: Grand River

Partially Treated (MG)	Dilute Raw Sewage (MG)
	0.094

Cause: Combined stormwater and sewage. CSO was due to rainfall. Discharge was not disinfected. Only the surface water was impacted.
EGLE Action: Long-term Control Program

Lansing WWTP

Submission ID. **HNP-YX40-6EDRQ**
Permit **MI0023400**
Outfall **017**

Start Day	Start Time	End Day	End Time
5/22/2019	8:00:00 AM	5/22/2019	12:30:00 PM

Rain(in.) = 0.24
Waterbody: Grand River

Partially Treated (MG)	Dilute Raw Sewage (MG)
	0.074

Cause: Combined stormwater and sewage. CSO was due to rainfall. Discharge was not disinfected. Only the surface water was impacted.
EGLE Action: Long-term Control Program

MG = million gallons
CSO Discharges are as a result of wet weather. Dry weather CSO discharges are classified as SSOs.

MICHIGAN DEPARTMENT OF ENVIRONMENT, GREAT LAKES, AND ENERGY

Combined Sewer Overflow Detail Report
January 1 - December 31, 2019

Lansing WWTP

Submission ID. **HNP-YX40-6EDRQ**
Permit **MI0023400**
Outfall **021**

Start Day	Start Time	End Day	End Time
5/22/2019	8:00:00 AM	5/22/2019	12:00:00 PM

Rain(in.) = 0.24
Waterbody: Grand River

Partially Treated (MG)
Dilute Raw Sewage (MG)
0.042

Cause: Combined stormwater and sewage. CSO was due to rainfall. Discharge was not disinfected. Only the surface water was impacted.
EGLE Action: Long-term Control Program

Lansing WWTP

Submission ID. **HNP-YX40-6EDRQ**
Permit **MI0023400**
Outfall **034**

Start Day	Start Time	End Day	End Time
5/22/2019	8:00:00 AM	5/22/2019	1:15:00 PM

Rain(in.) = 0.24
Waterbody: Grand River

Partially Treated (MG)
Dilute Raw Sewage (MG)
0.488

Cause: Combined stormwater and sewage. CSO was due to rainfall. Discharge was not disinfected. Only the surface water was impacted.
EGLE Action: Long-term Control Program

Lansing WWTP

Submission ID. **HNP-YX40-6EDRQ**
Permit **MI0023400**
Outfall **012**

Start Day	Start Time	End Day	End Time
5/22/2019	8:15:00 AM	5/22/2019	1:00:00 PM

Rain(in.) = 0.24
Waterbody: Grand River

Partially Treated (MG)
Dilute Raw Sewage (MG)
0.118

Cause: Combined stormwater and sewage. CSO was due to rainfall. Discharge was not disinfected. Only the surface water was impacted.
EGLE Action: Long-term Control Program

MG = million gallons
CSO Discharges are as a result of wet weather. Dry weather CSO discharges are classified as SSOs.

MICHIGAN DEPARTMENT OF ENVIRONMENT, GREAT LAKES, AND ENERGY

Combined Sewer Overflow Detail Report
January 1 - December 31, 2019

Lansing WWTP

Submission ID. **HNP-YX40-6EDRQ**
Permit **MI0023400**
Outfall **022**

Start Day	Start Time	End Day	End Time
5/22/2019	8:15:00 AM	5/22/2019	2:15:00 PM

Rain(in.) = 0.24
Waterbody: Grand River

Partially Treated (MG)	Dilute Raw Sewage (MG)
	0.383

Cause: Combined stormwater and sewage. CSO was due to rainfall. Discharge was not disinfected. Only the surface water was impacted.
EGLE Action: Long-term Control Program

Lansing WWTP

Submission ID. **HNP-YX40-6EDRQ**
Permit **MI0023400**
Outfall **019**

Start Day	Start Time	End Day	End Time
5/22/2019	9:15:00 AM	5/22/2019	11:45:00 AM

Rain(in.) = 0.24
Waterbody: Grand River

Partially Treated (MG)	Dilute Raw Sewage (MG)
	0.089

Cause: Combined stormwater and sewage. CSO was due to rainfall. Discharge was not disinfected. Only the surface water was impacted.
EGLE Action: Long-term Control Program

Lansing WWTP

Submission ID. **HNQ-8A24-M1GK2**
Permit **MI0023400**
Outfall **011**

Start Day	Start Time	End Day	End Time
6/1/2019	3:00:00 AM	6/2/2019	6:15:00 AM

Rain(in.) = 1.96
Waterbody: Grand River

Partially Treated (MG)	Dilute Raw Sewage (MG)
	0.199

Cause: Combined stormwater and sewage. CSO was due to rainfall. Discharge was not disinfected. Only the surface water was impacted.
EGLE Action: Long-term Control Program

MG = million gallons
CSO Discharges are as a result of wet weather. Dry weather CSO discharges are classified as SSOs.

MICHIGAN DEPARTMENT OF ENVIRONMENT, GREAT LAKES, AND ENERGY

Combined Sewer Overflow Detail Report
January 1 - December 31, 2019

Lansing WWTP

Submission ID. **HNQ-8A24-M1GK2**
Permit **MI0023400**
Outfall **016**

Start Day	Start Time	End Day	End Time
6/1/2019	3:00:00 AM	6/2/2019	7:00:00 AM

Rain(in.) = 1.96
Waterbody: Grand River

Partially Treated (MG)	Dilute Raw Sewage (MG)
	0.770

Cause: Combined stormwater and sewage. CSO was due to rainfall. Discharge was not disinfected. Only the surface water was impacted.
EGLE Action: Long-term Control Program

Lansing WWTP

Submission ID. **HNQ-8A24-M1GK2**
Permit **MI0023400**
Outfall **024**

Start Day	Start Time	End Day	End Time
6/1/2019	3:00:00 AM	6/2/2019	7:00:00 AM

Rain(in.) = 1.96
Waterbody: Grand River

Partially Treated (MG)	Dilute Raw Sewage (MG)
	3.037

Cause: Combined stormwater and sewage. CSO was due to rainfall. Discharge was not disinfected. Only the surface water was impacted.
EGLE Action: Long-term Control Program

Lansing WWTP

Submission ID. **HNQ-8A24-M1GK2**
Permit **MI0023400**
Outfall **026**

Start Day	Start Time	End Day	End Time
6/1/2019	3:00:00 AM	6/2/2019	6:30:00 AM

Rain(in.) = 1.96
Waterbody: Red Cedar River

Partially Treated (MG)	Dilute Raw Sewage (MG)
	0.540

Cause: Combined stormwater and sewage. CSO was due to rainfall. Discharge was not disinfected. Only the surface water was impacted.
EGLE Action: Long-term Control Program

MG = million gallons
CSO Discharges are as a result of wet weather. Dry weather CSO discharges are classified as SSOs.

MICHIGAN DEPARTMENT OF ENVIRONMENT, GREAT LAKES, AND ENERGY

Combined Sewer Overflow Detail Report
January 1 - December 31, 2019

Lansing WWTP

Submission ID. **HNQ-8A24-M1GK2**
Permit **MI0023400**
Outfall **032**

Start Day	Start Time	End Day	End Time
6/1/2019	3:00:00 AM	6/2/2019	8:00:00 AM

Rain(in.) = 1.96
Waterbody: Red Cedar River

Partially Treated (MG)	Dilute Raw Sewage (MG)
	1.002

Cause: Combined stormwater and sewage. CSO was due to rainfall. Discharge was not disinfected. Only the surface water was impacted.
EGLE Action: Long-term Control Program

Lansing WWTP

Submission ID. **HNQ-8A24-M1GK2**
Permit **MI0023400**
Outfall **046**

Start Day	Start Time	End Day	End Time
6/1/2019	3:00:00 AM	6/2/2019	6:00:00 AM

Rain(in.) = 1.96
Waterbody: Grand River

Partially Treated (MG)	Dilute Raw Sewage (MG)
	0.446

Cause: Combined stormwater and sewage. CSO was due to rainfall. Discharge was not disinfected. Only the surface water was impacted.
EGLE Action: Long-term Control Program

Lansing WWTP

Submission ID. **HNQ-8A24-M1GK2**
Permit **MI0023400**
Outfall **015**

Start Day	Start Time	End Day	End Time
6/1/2019	3:30:00 AM	6/2/2019	7:45:00 AM

Rain(in.) = 1.96
Waterbody: Grand River

Partially Treated (MG)	Dilute Raw Sewage (MG)
	1.608

Cause: Combined stormwater and sewage. CSO was due to rainfall. Discharge was not disinfected. Only the surface water was impacted.
EGLE Action: Long-term Control Program

MG = million gallons
CSO Discharges are as a result of wet weather. Dry weather CSO discharges are classified as SSOs.

MICHIGAN DEPARTMENT OF ENVIRONMENT, GREAT LAKES, AND ENERGY

Combined Sewer Overflow Detail Report
January 1 - December 31, 2019

Lansing WWTP

Submission ID. **HNQ-8A24-M1GK2**
Permit **MI0023400**
Outfall **021**

Start Day	Start Time	End Day	End Time
6/1/2019	3:30:00 AM	6/2/2019	6:45:00 AM

Rain(in.) = 1.96
Waterbody: Grand River

Partially Treated (MG)
Dilute Raw Sewage (MG)
0.629

Cause: Combined stormwater and sewage. CSO was due to rainfall. Discharge was not disinfected. Only the surface water was impacted.
EGLE Action: Long-term Control Program

Lansing WWTP

Submission ID. **HNQ-8A24-M1GK2**
Permit **MI0023400**
Outfall **017**

Start Day	Start Time	End Day	End Time
6/1/2019	3:45:00 AM	6/2/2019	7:00:00 AM

Rain(in.) = 1.96
Waterbody: Grand River

Partially Treated (MG)
Dilute Raw Sewage (MG)
0.860

Cause: Combined stormwater and sewage. CSO was due to rainfall. Discharge was not disinfected. Only the surface water was impacted.
EGLE Action: Long-term Control Program

Lansing WWTP

Submission ID. **HNQ-8A24-M1GK2**
Permit **MI0023400**
Outfall **012**

Start Day	Start Time	End Day	End Time
6/1/2019	4:00:00 AM	6/2/2019	7:30:00 AM

Rain(in.) = 1.96
Waterbody: Grand River

Partially Treated (MG)
Dilute Raw Sewage (MG)
1.316

Cause: Combined stormwater and sewage. CSO was due to rainfall. Discharge was not disinfected. Only the surface water was impacted.
EGLE Action: Long-term Control Program

MG = million gallons
CSO Discharges are as a result of wet weather. Dry weather CSO discharges are classified as SSOs.

MICHIGAN DEPARTMENT OF ENVIRONMENT, GREAT LAKES, AND ENERGY

Combined Sewer Overflow Detail Report
January 1 - December 31, 2019

Lansing WWTP

Submission ID. **HNQ-8A24-M1GK2**
Permit **MI0023400**
Outfall **022**

Start Day	Start Time	End Day	End Time
6/1/2019	4:00:00 AM	6/2/2019	8:00:00 AM

Rain(in.) = 1.96
Waterbody: Grand River

Partially Treated (MG)
Dilute Raw Sewage (MG)
5.041

Cause: Combined stormwater and sewage. CSO was due to rainfall. Discharge was not disinfected. Only the surface water was impacted.
EGLE Action: Long-term Control Program

Lansing WWTP

Submission ID. **HNQ-8A24-M1GK2**
Permit **MI0023400**
Outfall **034**

Start Day	Start Time	End Day	End Time
6/1/2019	4:00:00 AM	6/2/2019	7:30:00 AM

Rain(in.) = 1.96
Waterbody: Grand River

Partially Treated (MG)
Dilute Raw Sewage (MG)
5.587

Cause: Combined stormwater and sewage. CSO was due to rainfall. Discharge was not disinfected. Only the surface water was impacted.
EGLE Action: Long-term Control Program

Lansing WWTP

Submission ID. **HNQ-8A24-M1GK2**
Permit **MI0023400**
Outfall **019**

Start Day	Start Time	End Day	End Time
6/1/2019	4:15:00 AM	6/1/2019	10:15:00 PM

Rain(in.) = 1.96
Waterbody: Grand River

Partially Treated (MG)
Dilute Raw Sewage (MG)
1.264

Cause: Combined stormwater and sewage. CSO was due to rainfall. Discharge was not disinfected. Only the surface water was impacted.
EGLE Action: Long-term Control Program

MG = million gallons
CSO Discharges are as a result of wet weather. Dry weather CSO discharges are classified as SSOs.

MICHIGAN DEPARTMENT OF ENVIRONMENT, GREAT LAKES, AND ENERGY

Combined Sewer Overflow Detail Report
January 1 - December 31, 2019

Lansing WWTP

Submission ID. **HNQ-8A24-M1GK2**
Permit **MI0023400**
Outfall **008**

Start Day	Start Time	End Day	End Time
6/1/2019	1:15:00 PM	6/1/2019	10:15:00 PM

Rain(in.) = 1.96
Waterbody: Grand River

Partially Treated (MG)

Dilute Raw Sewage (MG)
1.555

Cause: Combined stormwater and sewage. CSO was due to rainfall. Discharge was not disinfected. Only the surface water was impacted.
EGLE Action: Long-term Control Program

Lansing WWTP

Submission ID. **HNQ-8A24-M1GK2**
Permit **MI0023400**
Outfall **010**

Start Day	Start Time	End Day	End Time
6/1/2019	1:15:00 PM	6/1/2019	9:15:00 PM

Rain(in.) = 1.96
Waterbody: Grand River

Partially Treated (MG)

Dilute Raw Sewage (MG)
0.012

Cause: Combined stormwater and sewage. CSO was due to rainfall. Discharge was not disinfected. Only the surface water was impacted.
EGLE Action: Long-term Control Program

Lansing WWTP

Submission ID. **HNQ-8A24-M1GK2**
Permit **MI0023400**
Outfall **014**

Start Day	Start Time	End Day	End Time
6/1/2019	1:30:00 PM	6/1/2019	9:45:00 PM

Rain(in.) = 1.96
Waterbody: Grand River

Partially Treated (MG)

Dilute Raw Sewage (MG)
0.543

Cause: Combined stormwater and sewage. CSO was due to rainfall. Discharge was not disinfected. Only the surface water was impacted.
EGLE Action: Long-term Control Program

MG = million gallons
CSO Discharges are as a result of wet weather. Dry weather CSO discharges are classified as SSOs.

MICHIGAN DEPARTMENT OF ENVIRONMENT, GREAT LAKES, AND ENERGY

Combined Sewer Overflow Detail Report
January 1 - December 31, 2019

Lansing WWTP

Submission ID. **HNQ-8A24-M1GK2**
Permit **MI0023400**
Outfall **009**

Start Day	Start Time	End Day	End Time
6/1/2019	3:15:00 PM	6/2/2019	6:45:00 PM

Rain(in.) = 1.96
Waterbody: Grand River

Partially Treated (MG)	Dilute Raw Sewage (MG)
	1.144

Cause: Combined stormwater and sewage. CSO was due to rainfall. Discharge was not disinfected. Only the surface water was impacted.
EGLE Action: Long-term Control Program

Lansing WWTP

Submission ID. **HNQ-AH1C-T3XWV**
Permit **MI0023400**
Outfall **009**

Start Day	Start Time	End Day	End Time
6/5/2019	6:00:00 AM	6/5/2019	9:00:00 AM

Rain(in.) = 0.25
Waterbody: Grand River

Partially Treated (MG)	Dilute Raw Sewage (MG)
	0.116

Cause: Combined stormwater and sewage. CSO was due to rainfall. Discharge was not disinfected. Only the surface water was impacted.
EGLE Action: Long-term Control Program

Lansing WWTP

Submission ID. **HNQ-AH1C-T3XWV**
Permit **MI0023400**
Outfall **011**

Start Day	Start Time	End Day	End Time
6/5/2019	6:00:00 AM	6/5/2019	8:30:00 AM

Rain(in.) = 0.25
Waterbody: Grand River

Partially Treated (MG)	Dilute Raw Sewage (MG)
	0.022

Cause: Combined stormwater and sewage. CSO was due to rainfall. Discharge was not disinfected. Only the surface water was impacted.
EGLE Action: Long-term Control Program

MG = million gallons
CSO Discharges are as a result of wet weather. Dry weather CSO discharges are classified as SSOs.

MICHIGAN DEPARTMENT OF ENVIRONMENT, GREAT LAKES, AND ENERGY

Combined Sewer Overflow Detail Report
January 1 - December 31, 2019

Lansing WWTP

Submission ID. **HNQ-AH1C-T3XWV**
Permit **MI0023400**
Outfall **016**

Start Day	Start Time	End Day	End Time
6/5/2019	6:00:00 AM	6/5/2019	9:15:00 AM

Rain(in.) = 0.25
Waterbody: Grand River

Partially Treated (MG)	Dilute Raw Sewage (MG)
	0.084

Cause: Combined stormwater and sewage. CSO was due to rainfall. Discharge was not disinfected. Only the surface water was impacted.
EGLE Action: Long-term Control Program

Lansing WWTP

Submission ID. **HNQ-AH1C-T3XWV**
Permit **MI0023400**
Outfall **024**

Start Day	Start Time	End Day	End Time
6/5/2019	6:00:00 AM	6/5/2019	9:00:00 AM

Rain(in.) = 0.25
Waterbody: Grand River

Partially Treated (MG)	Dilute Raw Sewage (MG)
	0.231

Cause: Combined stormwater and sewage. CSO was due to rainfall. Discharge was not disinfected. Only the surface water was impacted.
EGLE Action: Long-term Control Program

Lansing WWTP

Submission ID. **HNQ-AH1C-T3XWV**
Permit **MI0023400**
Outfall **026**

Start Day	Start Time	End Day	End Time
6/5/2019	6:00:00 AM	6/5/2019	9:00:00 AM

Rain(in.) = 0.25
Waterbody: Red Cedar River

Partially Treated (MG)	Dilute Raw Sewage (MG)
	0.057

Cause: Combined stormwater and sewage. CSO was due to rainfall. Discharge was not disinfected. Only the surface water was impacted.
EGLE Action: Long-term Control Program

MG = million gallons
CSO Discharges are as a result of wet weather. Dry weather CSO discharges are classified as SSOs.

MICHIGAN DEPARTMENT OF ENVIRONMENT, GREAT LAKES, AND ENERGY

Combined Sewer Overflow Detail Report
January 1 - December 31, 2019

Lansing WWTP

Submission ID. **HNQ-AH1C-T3XWV**
Permit **MI0023400**
Outfall **032**

Start Day	Start Time	End Day	End Time
6/5/2019	6:00:00 AM	6/5/2019	11:00:00 AM

Rain(in.) = 0.25
Waterbody: Red Cedar River

Partially Treated (MG)
Dilute Raw Sewage (MG)
0.010

Cause: Combined stormwater and sewage. CSO was due to rainfall. Discharge was not disinfected. Only the surface water was impacted.
EGLE Action: Long-term Control Program

Lansing WWTP

Submission ID. **HNQ-AH1C-T3XWV**
Permit **MI0023400**
Outfall **046**

Start Day	Start Time	End Day	End Time
6/5/2019	6:00:00 AM	6/5/2019	8:00:00 AM

Rain(in.) = 0.25
Waterbody: Grand River

Partially Treated (MG)
Dilute Raw Sewage (MG)
0.033

Cause: Combined stormwater and sewage. CSO was due to rainfall. Discharge was not disinfected. Only the surface water was impacted.
EGLE Action: Long-term Control Program

Lansing WWTP

Submission ID. **HNQ-AH1C-T3XWV**
Permit **MI0023400**
Outfall **012**

Start Day	Start Time	End Day	End Time
6/5/2019	6:15:00 AM	6/5/2019	9:45:00 AM

Rain(in.) = 0.25
Waterbody: Grand River

Partially Treated (MG)
Dilute Raw Sewage (MG)
0.145

Cause: Combined stormwater and sewage. CSO was due to rainfall. Discharge was not disinfected. Only the surface water was impacted.
EGLE Action: Long-term Control Program

MG = million gallons
CSO Discharges are as a result of wet weather. Dry weather CSO discharges are classified as SSOs.

MICHIGAN DEPARTMENT OF ENVIRONMENT, GREAT LAKES, AND ENERGY

Combined Sewer Overflow Detail Report
January 1 - December 31, 2019

Lansing WWTP

Submission ID. **HNQ-AH1C-T3XWV**
Permit **MI0023400**
Outfall **015**

Start Day	Start Time	End Day	End Time
6/5/2019	6:15:00 AM	6/5/2019	10:15:00 AM

Rain(in.) = 0.25
Waterbody: Grand River

Partially Treated (MG)	Dilute Raw Sewage (MG)
	0.236

Cause: Combined stormwater and sewage. CSO was due to rainfall. Discharge was not disinfected. Only the surface water was impacted.
EGLE Action: Long-term Control Program

Lansing WWTP

Submission ID. **HNQ-AH1C-T3XWV**
Permit **MI0023400**
Outfall **017**

Start Day	Start Time	End Day	End Time
6/5/2019	6:15:00 AM	6/5/2019	9:30:00 AM

Rain(in.) = 0.25
Waterbody: Grand River

Partially Treated (MG)	Dilute Raw Sewage (MG)
	0.090

Cause: Combined stormwater and sewage. CSO was due to rainfall. Discharge was not disinfected. Only the surface water was impacted.
EGLE Action: Long-term Control Program

Lansing WWTP

Submission ID. **HNQ-AH1C-T3XWV**
Permit **MI0023400**
Outfall **019**

Start Day	Start Time	End Day	End Time
6/5/2019	6:15:00 AM	6/5/2019	8:15:00 AM

Rain(in.) = 0.25
Waterbody: Grand River

Partially Treated (MG)	Dilute Raw Sewage (MG)
	0.123

Cause: Combined stormwater and sewage. CSO was due to rainfall. Discharge was not disinfected. Only the surface water was impacted.
EGLE Action: Long-term Control Program

MG = million gallons
CSO Discharges are as a result of wet weather. Dry weather CSO discharges are classified as SSOs.

MICHIGAN DEPARTMENT OF ENVIRONMENT, GREAT LAKES, AND ENERGY

Combined Sewer Overflow Detail Report
January 1 - December 31, 2019

Lansing WWTP

Submission ID. **HNQ-AH1C-T3XWV**
Permit **MI0023400**
Outfall **021**

Start Day	Start Time	End Day	End Time
6/5/2019	6:15:00 AM	6/5/2019	9:00:00 AM

Rain(in.) = 0.25
Waterbody: Grand River

Partially Treated (MG)
Dilute Raw Sewage (MG)
0.052

Cause: Combined stormwater and sewage. CSO was due to rainfall. Discharge was not disinfected. Only the surface water was impacted.
EGLE Action: Long-term Control Program

Lansing WWTP

Submission ID. **HNQ-AH1C-T3XWV**
Permit **MI0023400**
Outfall **022**

Start Day	Start Time	End Day	End Time
6/5/2019	6:15:00 AM	6/5/2019	11:00:00 AM

Rain(in.) = 0.25
Waterbody: Grand River

Partially Treated (MG)
Dilute Raw Sewage (MG)
0.481

Cause: Combined stormwater and sewage. CSO was due to rainfall. Discharge was not disinfected. Only the surface water was impacted.
EGLE Action: Long-term Control Program

Lansing WWTP

Submission ID. **HNQ-AH1C-T3XWV**
Permit **MI0023400**
Outfall **034**

Start Day	Start Time	End Day	End Time
6/5/2019	6:15:00 AM	6/5/2019	10:00:00 AM

Rain(in.) = 0.25
Waterbody: Grand River

Partially Treated (MG)
Dilute Raw Sewage (MG)
0.602

Cause: Combined stormwater and sewage. CSO was due to rainfall. Discharge was not disinfected. Only the surface water was impacted.
EGLE Action: Long-term Control Program

MG = million gallons
CSO Discharges are as a result of wet weather. Dry weather CSO discharges are classified as SSOs.

MICHIGAN DEPARTMENT OF ENVIRONMENT, GREAT LAKES, AND ENERGY

Combined Sewer Overflow Detail Report
January 1 - December 31, 2019

Lansing WWTP

Submission ID. **HNQ-AH1C-T3XWV**
Permit **MI0023400**
Outfall **008**

Start Day	Start Time	End Day	End Time
6/5/2019	6:30:00 AM	6/5/2019	7:15:00 AM

Rain(in.) = 0.25
Waterbody: Grand River

Partially Treated (MG)	Dilute Raw Sewage (MG)
	0.054

Cause: Combined stormwater and sewage. CSO was due to rainfall. Discharge was not disinfected. Only the surface water was impacted.
EGLE Action: Long-term Control Program

Lansing WWTP

Submission ID. **HNQ-DPBA-8C7DR**
Permit **MI0023400**
Outfall **032**

Start Day	Start Time	End Day	End Time
6/9/2019	12:00:00 PM	6/11/2019	8:16:00 AM

Rain(in.) = 1.85
Waterbody: Red Cedar River

Partially Treated (MG)	Dilute Raw Sewage (MG)
	1.665

Cause: Combined stormwater and sewage. CSO was due to rainfall. Discharge was not disinfected. Only the surface water was impacted.
EGLE Action: Long-term Control Program

Lansing WWTP

Submission ID. **HNQ-DPBA-8C7DR**
Permit **MI0023400**
Outfall **046**

Start Day	Start Time	End Day	End Time
6/9/2019	12:00:00 PM	6/10/2019	10:00:00 AM

Rain(in.) = 1.85
Waterbody: Grand River

Partially Treated (MG)	Dilute Raw Sewage (MG)
	0.350

Cause: Combined stormwater and sewage. CSO was due to rainfall. Discharge was not disinfected. Only the surface water was impacted.
EGLE Action: Long-term Control Program

MG = million gallons
CSO Discharges are as a result of wet weather. Dry weather CSO discharges are classified as SSOs.

MICHIGAN DEPARTMENT OF ENVIRONMENT, GREAT LAKES, AND ENERGY

Combined Sewer Overflow Detail Report
January 1 - December 31, 2019

Lansing WWTP

Submission ID. **HNQ-DPBA-8C7DR**
Permit **MI0023400**
Outfall **016**

Start Day	Start Time	End Day	End Time
6/9/2019	12:15:00 PM	6/10/2019	10:30:00 AM

Rain(in.) = 1.85
Waterbody: Grand River

Partially Treated (MG)
Dilute Raw Sewage (MG)
0.733

Cause: Combined stormwater and sewage. CSO was due to rainfall. Discharge was not disinfected. Only the surface water was impacted.
EGLE Action: Long-term Control Program

Lansing WWTP

Submission ID. **HNQ-DPBA-8C7DR**
Permit **MI0023400**
Outfall **026**

Start Day	Start Time	End Day	End Time
6/9/2019	12:30:00 PM	6/11/2019	8:24:00 AM

Rain(in.) = 1.85
Waterbody: Red Cedar River

Partially Treated (MG)
Dilute Raw Sewage (MG)
1.017

Cause: Combined stormwater and sewage. CSO was due to rainfall. Discharge was not disinfected. Only the surface water was impacted.
EGLE Action: Long-term Control Program

Lansing WWTP

Submission ID. **HNQ-DPBA-8C7DR**
Permit **MI0023400**
Outfall **011**

Start Day	Start Time	End Day	End Time
6/9/2019	1:00:00 PM	6/10/2019	9:30:00 AM

Rain(in.) = 1.85
Waterbody: Grand River

Partially Treated (MG)
Dilute Raw Sewage (MG)
0.190

Cause: Combined stormwater and sewage. CSO was due to rainfall. Discharge was not disinfected. Only the surface water was impacted.
EGLE Action: Long-term Control Program

MG = million gallons
CSO Discharges are as a result of wet weather. Dry weather CSO discharges are classified as SSOs.

MICHIGAN DEPARTMENT OF ENVIRONMENT, GREAT LAKES, AND ENERGY

Combined Sewer Overflow Detail Report
January 1 - December 31, 2019

Lansing WWTP

Submission ID. **HNQ-DPBA-8C7DR**
Permit **MI0023400**
Outfall **024**

Start Day	Start Time	End Day	End Time
6/9/2019	1:00:00 PM	6/11/2019	8:50:00 AM

Rain(in.) = 1.85
Waterbody: Grand River

Partially Treated (MG)
Dilute Raw Sewage (MG)
5.026

Cause: Combined stormwater and sewage. CSO was due to rainfall. Discharge was not disinfected. Only the surface water was impacted.
EGLE Action: Long-term Control Program

Lansing WWTP

Submission ID. **HNQ-DPBA-8C7DR**
Permit **MI0023400**
Outfall **015**

Start Day	Start Time	End Day	End Time
6/9/2019	1:30:00 PM	6/10/2019	11:30:00 AM

Rain(in.) = 1.85
Waterbody: Grand River

Partially Treated (MG)
Dilute Raw Sewage (MG)
1.817

Cause: Combined stormwater and sewage. CSO was due to rainfall. Discharge was not disinfected. Only the surface water was impacted.
EGLE Action: Long-term Control Program

Lansing WWTP

Submission ID. **HNQ-DPBA-8C7DR**
Permit **MI0023400**
Outfall **009**

Start Day	Start Time	End Day	End Time
6/9/2019	2:00:00 PM	6/11/2019	1:28:00 PM

Rain(in.) = 1.85
Waterbody: Grand River

Partially Treated (MG)
Dilute Raw Sewage (MG)
2.365

Cause: Combined stormwater and sewage. CSO was due to rainfall. Discharge was not disinfected. Only the surface water was impacted.
EGLE Action: Long-term Control Program

MG = million gallons
CSO Discharges are as a result of wet weather. Dry weather CSO discharges are classified as SSOs.

MICHIGAN DEPARTMENT OF ENVIRONMENT, GREAT LAKES, AND ENERGY

Combined Sewer Overflow Detail Report
January 1 - December 31, 2019

Lansing WWTP

Submission ID. **HNQ-DPBA-8C7DR**
Permit **MI0023400**
Outfall **017**

Start Day	Start Time	End Day	End Time
6/9/2019	2:00:00 PM	6/10/2019	10:30:00 AM

Rain(in.) = 1.85
Waterbody: Grand River

Partially Treated (MG)
Dilute Raw Sewage (MG)
0.785

Cause: Combined stormwater and sewage. CSO was due to rainfall. Discharge was not disinfected. Only the surface water was impacted.
EGLE Action: Long-term Control Program

Lansing WWTP

Submission ID. **HNQ-DPBA-8C7DR**
Permit **MI0023400**
Outfall **021**

Start Day	Start Time	End Day	End Time
6/9/2019	2:00:00 PM	6/11/2019	8:39:00 AM

Rain(in.) = 1.85
Waterbody: Grand River

Partially Treated (MG)
Dilute Raw Sewage (MG)
0.972

Cause: Combined stormwater and sewage. CSO was due to rainfall. Discharge was not disinfected. Only the surface water was impacted.
EGLE Action: Long-term Control Program

Lansing WWTP

Submission ID. **HNQ-DPBA-8C7DR**
Permit **MI0023400**
Outfall **022**

Start Day	Start Time	End Day	End Time
6/9/2019	2:00:00 PM	6/10/2019	10:45:00 AM

Rain(in.) = 1.85
Waterbody: Grand River

Partially Treated (MG)
Dilute Raw Sewage (MG)
4.046

Cause: Combined stormwater and sewage. CSO was due to rainfall. Discharge was not disinfected. Only the surface water was impacted.
EGLE Action: Long-term Control Program

MG = million gallons
CSO Discharges are as a result of wet weather. Dry weather CSO discharges are classified as SSOs.

MICHIGAN DEPARTMENT OF ENVIRONMENT, GREAT LAKES, AND ENERGY

Combined Sewer Overflow Detail Report
January 1 - December 31, 2019

Lansing WWTP

Submission ID. **HNQ-DPBA-8C7DR**
Permit **MI0023400**
Outfall **034**

Start Day	Start Time	End Day	End Time
6/9/2019	2:00:00 PM	6/11/2019	12:45:00 PM

Rain(in.) = 1.85
Waterbody: Grand River

Partially Treated (MG)	Dilute Raw Sewage (MG)
	11.839

Cause: Combined stormwater and sewage. CSO was due to rainfall. Discharge was not disinfected. Only the surface water was impacted.
EGLE Action: Long-term Control Program

Lansing WWTP

Submission ID. **HNQ-DPBA-8C7DR**
Permit **MI0023400**
Outfall **012**

Start Day	Start Time	End Day	End Time
6/9/2019	2:15:00 PM	6/10/2019	11:00:00 AM

Rain(in.) = 1.85
Waterbody: Grand River

Partially Treated (MG)	Dilute Raw Sewage (MG)
	1.256

Cause: Combined stormwater and sewage. CSO was due to rainfall. Discharge was not disinfected. Only the surface water was impacted.
EGLE Action: Long-term Control Program

Lansing WWTP

Submission ID. **HNQ-DPBA-8C7DR**
Permit **MI0023400**
Outfall **019**

Start Day	Start Time	End Day	End Time
6/9/2019	2:15:00 PM	6/10/2019	1:00:00 PM

Rain(in.) = 1.85
Waterbody: Grand River

Partially Treated (MG)	Dilute Raw Sewage (MG)
	1.334

Cause: Combined stormwater and sewage. CSO was due to rainfall. Discharge was not disinfected. Only the surface water was impacted.
EGLE Action: Long-term Control Program

MG = million gallons
CSO Discharges are as a result of wet weather. Dry weather CSO discharges are classified as SSOs.

MICHIGAN DEPARTMENT OF ENVIRONMENT, GREAT LAKES, AND ENERGY

Combined Sewer Overflow Detail Report
January 1 - December 31, 2019

Lansing WWTP

Submission ID. **HNQ-DPBA-8C7DR**
Permit **MI0023400**
Outfall **008**

Start Day	Start Time	End Day	End Time
6/9/2019	8:15:00 PM	6/10/2019	8:00:00 AM

Rain(in.) = 1.85
Waterbody: Grand River

Partially Treated (MG)	Dilute Raw Sewage (MG)
	0.742

Cause: Combined stormwater and sewage. CSO was due to rainfall. Discharge was not disinfected. Only the surface water was impacted.
EGLE Action: Long-term Control Program

Lansing WWTP

Submission ID. **HNQ-DPBA-8C7DR**
Permit **MI0023400**
Outfall **014**

Start Day	Start Time	End Day	End Time
6/10/2019	5:15:00 AM	6/10/2019	7:30:00 AM

Rain(in.) = 1.85
Waterbody: Grand River

Partially Treated (MG)	Dilute Raw Sewage (MG)
	0.188

Cause: Combined stormwater and sewage. CSO was due to rainfall. Discharge was not disinfected. Only the surface water was impacted.
EGLE Action: Long-term Control Program

Lansing WWTP

Submission ID. **HNQ-DPBA-8C7DR**
Permit **MI0023400**
Outfall **010**

Start Day	Start Time	End Day	End Time
6/10/2019	8:54:00 AM	6/10/2019	2:21:00 PM

Rain(in.) = 1.85
Waterbody: Grand River

Partially Treated (MG)	Dilute Raw Sewage (MG)
	0.974

Cause: Combined stormwater and sewage. CSO was due to rainfall. Discharge was not disinfected. Only the surface water was impacted.
EGLE Action: Long-term Control Program

MG = million gallons
CSO Discharges are as a result of wet weather. Dry weather CSO discharges are classified as SSOs.

MICHIGAN DEPARTMENT OF ENVIRONMENT, GREAT LAKES, AND ENERGY

Combined Sewer Overflow Detail Report
January 1 - December 31, 2019

Lansing WWTP

Submission ID. **HNQ-GTA4-32NAR**
Permit **MI0023400**
Outfall **032**

Start Day	Start Time	End Day	End Time
6/13/2019	1:00:00 AM	6/13/2019	8:00:00 PM

Rain(in.) = 0.38
Waterbody: Red Cedar River

Partially Treated (MG)	Dilute Raw Sewage (MG)
	0.013

Cause: Combined stormwater and sewage. CSO was due to rainfall. Discharge was not disinfected. Only the surface water was impacted.
EGLE Action: Long-term Control Program

Lansing WWTP

Submission ID. **HNQ-GTA4-32NAR**
Permit **MI0023400**
Outfall **046**

Start Day	Start Time	End Day	End Time
6/13/2019	1:00:00 AM	6/13/2019	6:00:00 PM

Rain(in.) = 0.38
Waterbody: Grand River

Partially Treated (MG)	Dilute Raw Sewage (MG)
	0.045

Cause: Combined stormwater and sewage. CSO was due to rainfall. Discharge was not disinfected. Only the surface water was impacted.
EGLE Action: Long-term Control Program

Lansing WWTP

Submission ID. **HNQ-GTA4-32NAR**
Permit **MI0023400**
Outfall **016**

Start Day	Start Time	End Day	End Time
6/13/2019	1:15:00 AM	6/13/2019	6:45:00 PM

Rain(in.) = 0.38
Waterbody: Grand River

Partially Treated (MG)	Dilute Raw Sewage (MG)
	0.112

Cause: Combined stormwater and sewage. CSO was due to rainfall. Discharge was not disinfected. Only the surface water was impacted.
EGLE Action: Long-term Control Program

MG = million gallons
CSO Discharges are as a result of wet weather. Dry weather CSO discharges are classified as SSOs.

MICHIGAN DEPARTMENT OF ENVIRONMENT, GREAT LAKES, AND ENERGY

Combined Sewer Overflow Detail Report
January 1 - December 31, 2019

Lansing WWTP

Submission ID. **HNQ-GTA4-32NAR**
Permit **MI0023400**
Outfall **026**

Start Day	Start Time	End Day	End Time
6/13/2019	1:30:00 AM	6/13/2019	6:30:00 PM

Rain(in.) = 0.38
Waterbody: Red Cedar River

Partially Treated (MG)	Dilute Raw Sewage (MG)
	0.076

Cause: Combined stormwater and sewage. CSO was due to rainfall. Discharge was not disinfected. Only the surface water was impacted.
EGLE Action: Long-term Control Program

Lansing WWTP

Submission ID. **HNQ-GTA4-32NAR**
Permit **MI0023400**
Outfall **009**

Start Day	Start Time	End Day	End Time
6/13/2019	2:00:00 AM	6/13/2019	6:45:00 PM

Rain(in.) = 0.38
Waterbody: Grand River

Partially Treated (MG)	Dilute Raw Sewage (MG)
	0.146

Cause: Combined stormwater and sewage. CSO was due to rainfall. Discharge was not disinfected. Only the surface water was impacted.
EGLE Action: Long-term Control Program

Lansing WWTP

Submission ID. **HNQ-GTA4-32NAR**
Permit **MI0023400**
Outfall **011**

Start Day	Start Time	End Day	End Time
6/13/2019	2:00:00 AM	6/13/2019	6:15:00 PM

Rain(in.) = 0.38
Waterbody: Grand River

Partially Treated (MG)	Dilute Raw Sewage (MG)
	0.029

Cause: Combined stormwater and sewage. CSO was due to rainfall. Discharge was not disinfected. Only the surface water was impacted.
EGLE Action: Long-term Control Program

MG = million gallons
CSO Discharges are as a result of wet weather. Dry weather CSO discharges are classified as SSOs.

MICHIGAN DEPARTMENT OF ENVIRONMENT, GREAT LAKES, AND ENERGY

Combined Sewer Overflow Detail Report
January 1 - December 31, 2019

Lansing WWTP

Submission ID. **HNQ-GTA4-32NAR**
Permit **MI0023400**
Outfall **024**

Start Day	Start Time	End Day	End Time
6/13/2019	2:00:00 AM	6/13/2019	7:00:00 PM

Rain(in.) = 0.38
Waterbody: Grand River

Partially Treated (MG)
Dilute Raw Sewage (MG)
0.308

Cause: Combined stormwater and sewage. CSO was due to rainfall. Discharge was not disinfected. Only the surface water was impacted.
EGLE Action: Long-term Control Program

Lansing WWTP

Submission ID. **HNQ-GTA4-32NAR**
Permit **MI0023400**
Outfall **015**

Start Day	Start Time	End Day	End Time
6/13/2019	2:15:00 AM	6/13/2019	7:45:00 PM

Rain(in.) = 0.38
Waterbody: Grand River

Partially Treated (MG)
Dilute Raw Sewage (MG)
0.302

Cause: Combined stormwater and sewage. CSO was due to rainfall. Discharge was not disinfected. Only the surface water was impacted.
EGLE Action: Long-term Control Program

Lansing WWTP

Submission ID. **HNQ-GTA4-32NAR**
Permit **MI0023400**
Outfall **021**

Start Day	Start Time	End Day	End Time
6/13/2019	2:15:00 AM	6/13/2019	6:45:00 PM

Rain(in.) = 0.38
Waterbody: Grand River

Partially Treated (MG)
Dilute Raw Sewage (MG)
0.066

Cause: Combined stormwater and sewage. CSO was due to rainfall. Discharge was not disinfected. Only the surface water was impacted.
EGLE Action: Long-term Control Program

MG = million gallons
CSO Discharges are as a result of wet weather. Dry weather CSO discharges are classified as SSOs.

MICHIGAN DEPARTMENT OF ENVIRONMENT, GREAT LAKES, AND ENERGY

Combined Sewer Overflow Detail Report
January 1 - December 31, 2019

Lansing WWTP

Submission ID. **HNQ-GTA4-32NAR**
Permit **MI0023400**
Outfall **017**

Start Day	Start Time	End Day	End Time
6/13/2019	2:30:00 AM	6/13/2019	7:00:00 PM

Rain(in.) = 0.38
Waterbody: Grand River

Partially Treated (MG)	Dilute Raw Sewage (MG)
	0.118

Cause: Combined stormwater and sewage. CSO was due to rainfall. Discharge was not disinfected. Only the surface water was impacted.
EGLE Action: Long-term Control Program

Lansing WWTP

Submission ID. **HNQ-GTA4-32NAR**
Permit **MI0023400**
Outfall **022**

Start Day	Start Time	End Day	End Time
6/13/2019	2:30:00 AM	6/13/2019	8:00:00 PM

Rain(in.) = 0.38
Waterbody: Grand River

Partially Treated (MG)	Dilute Raw Sewage (MG)
	0.588

Cause: Combined stormwater and sewage. CSO was due to rainfall. Discharge was not disinfected. Only the surface water was impacted.
EGLE Action: Long-term Control Program

Lansing WWTP

Submission ID. **HNQ-GTA4-32NAR**
Permit **MI0023400**
Outfall **034**

Start Day	Start Time	End Day	End Time
6/13/2019	2:30:00 AM	6/13/2019	7:30:00 PM

Rain(in.) = 0.38
Waterbody: Grand River

Partially Treated (MG)	Dilute Raw Sewage (MG)
	0.755

Cause: Combined stormwater and sewage. CSO was due to rainfall. Discharge was not disinfected. Only the surface water was impacted.
EGLE Action: Long-term Control Program

MG = million gallons
CSO Discharges are as a result of wet weather. Dry weather CSO discharges are classified as SSOs.

MICHIGAN DEPARTMENT OF ENVIRONMENT, GREAT LAKES, AND ENERGY

Combined Sewer Overflow Detail Report
January 1 - December 31, 2019

Lansing WWTP

Submission ID. **HNQ-GTA4-32NAR**
Permit **MI0023400**
Outfall **012**

Start Day	Start Time	End Day	End Time
6/13/2019	2:45:00 AM	6/13/2019	7:30:00 PM

Rain(in.) = 0.38
Waterbody: Grand River

Partially Treated (MG)	Dilute Raw Sewage (MG)
	0.185

Cause: Combined stormwater and sewage. CSO was due to rainfall. Discharge was not disinfected. Only the surface water was impacted.
EGLE Action: Long-term Control Program

Lansing WWTP

Submission ID. **HNQ-GTA4-32NAR**
Permit **MI0023400**
Outfall **019**

Start Day	Start Time	End Day	End Time
6/13/2019	2:45:00 AM	6/13/2019	4:30:00 PM

Rain(in.) = 0.38
Waterbody: Grand River

Partially Treated (MG)	Dilute Raw Sewage (MG)
	0.119

Cause: Combined stormwater and sewage. CSO was due to rainfall. Discharge was not disinfected. Only the surface water was impacted.
EGLE Action: Long-term Control Program

Lansing WWTP

Submission ID. **HNQ-GTA4-32NAR**
Permit **MI0023400**
Outfall **008**

Start Day	Start Time	End Day	End Time
6/13/2019	3:30:00 AM	6/13/2019	4:00:00 AM

Rain(in.) = 0.38
Waterbody: Grand River

Partially Treated (MG)	Dilute Raw Sewage (MG)
	0.003

Cause: Combined stormwater and sewage. CSO was due to rainfall. Discharge was not disinfected. Only the surface water was impacted.
EGLE Action: Long-term Control Program

MG = million gallons
CSO Discharges are as a result of wet weather. Dry weather CSO discharges are classified as SSOs.

MICHIGAN DEPARTMENT OF ENVIRONMENT, GREAT LAKES, AND ENERGY

Combined Sewer Overflow Detail Report
January 1 - December 31, 2019

Lansing WWTP

Submission ID. **HNQ-K8MZ-VAZ58**
Permit **MI0023400**
Outfall **009**

Start Day	Start Time	End Day	End Time
6/16/2019	9:00:00 AM	6/16/2019	1:15:00 PM

Rain(in.) = 0.3
Waterbody: Grand River

Partially Treated (MG)	Dilute Raw Sewage (MG)
	0.136

Cause: Combined stormwater and sewage. CSO was due to rainfall. Discharge was not disinfected. Only the surface water was impacted.
EGLE Action: Long-term Control Program

Lansing WWTP

Submission ID. **HNQ-K8MZ-VAZ58**
Permit **MI0023400**
Outfall **011**

Start Day	Start Time	End Day	End Time
6/16/2019	9:00:00 AM	6/16/2019	12:30:00 PM

Rain(in.) = 0.3
Waterbody: Grand River

Partially Treated (MG)	Dilute Raw Sewage (MG)
	0.026

Cause: Combined stormwater and sewage. CSO was due to rainfall. Discharge was not disinfected. Only the surface water was impacted.
EGLE Action: Long-term Control Program

Lansing WWTP

Submission ID. **HNQ-K8MZ-VAZ58**
Permit **MI0023400**
Outfall **016**

Start Day	Start Time	End Day	End Time
6/16/2019	9:00:00 AM	6/16/2019	9:15:00 PM

Rain(in.) = 0.3
Waterbody: Grand River

Partially Treated (MG)	Dilute Raw Sewage (MG)
	0.099

Cause: Combined stormwater and sewage. CSO was due to rainfall. Discharge was not disinfected. Only the surface water was impacted.
EGLE Action: Long-term Control Program

MG = million gallons
CSO Discharges are as a result of wet weather. Dry weather CSO discharges are classified as SSOs.

MICHIGAN DEPARTMENT OF ENVIRONMENT, GREAT LAKES, AND ENERGY

Combined Sewer Overflow Detail Report
January 1 - December 31, 2019

Lansing WWTP

Submission ID. **HNQ-K8MZ-VAZ58**
Permit **MI0023400**
Outfall **024**

Start Day	Start Time	End Day	End Time
6/16/2019	9:00:00 AM	6/16/2019	1:00:00 PM

Rain(in.) = 0.3
Waterbody: Grand River

Partially Treated (MG)	Dilute Raw Sewage (MG)
	0.273

Cause: Combined stormwater and sewage. CSO was due to rainfall. Discharge was not disinfected. Only the surface water was impacted.
EGLE Action: Long-term Control Program

Lansing WWTP

Submission ID. **HNQ-K8MZ-VAZ58**
Permit **MI0023400**
Outfall **026**

Start Day	Start Time	End Day	End Time
6/16/2019	9:00:00 AM	6/16/2019	9:00:00 PM

Rain(in.) = 0.3
Waterbody: Red Cedar River

Partially Treated (MG)	Dilute Raw Sewage (MG)
	0.067

Cause: Combined stormwater and sewage. CSO was due to rainfall. Discharge was not disinfected. Only the surface water was impacted.
EGLE Action: Long-term Control Program

Lansing WWTP

Submission ID. **HNQ-K8MZ-VAZ58**
Permit **MI0023400**
Outfall **032**

Start Day	Start Time	End Day	End Time
6/16/2019	9:00:00 AM	6/16/2019	3:00:00 PM

Rain(in.) = 0.3
Waterbody: Red Cedar River

Partially Treated (MG)	Dilute Raw Sewage (MG)
	0.012

Cause: Combined stormwater and sewage. CSO was due to rainfall. Discharge was not disinfected. Only the surface water was impacted.
EGLE Action: Long-term Control Program

MG = million gallons
CSO Discharges are as a result of wet weather. Dry weather CSO discharges are classified as SSOs.

MICHIGAN DEPARTMENT OF ENVIRONMENT, GREAT LAKES, AND ENERGY

Combined Sewer Overflow Detail Report
January 1 - December 31, 2019

Lansing WWTP

Submission ID. **HNQ-K8MZ-VAZ58**
Permit **MI0023400**
Outfall **046**

Start Day	Start Time	End Day	End Time
6/16/2019	9:00:00 AM	6/16/2019	9:00:00 PM

Rain(in.) = 0.3
Waterbody: Grand River

Partially Treated (MG)	Dilute Raw Sewage (MG)
	0.039

Cause: Combined stormwater and sewage. CSO was due to rainfall. Discharge was not disinfected. Only the surface water was impacted.
EGLE Action: Long-term Control Program

Lansing WWTP

Submission ID. **HNQ-K8MZ-VAZ58**
Permit **MI0023400**
Outfall **015**

Start Day	Start Time	End Day	End Time
6/16/2019	9:15:00 AM	6/16/2019	2:30:00 PM

Rain(in.) = 0.3
Waterbody: Grand River

Partially Treated (MG)	Dilute Raw Sewage (MG)
	0.274

Cause: Combined stormwater and sewage. CSO was due to rainfall. Discharge was not disinfected. Only the surface water was impacted.
EGLE Action: Long-term Control Program

Lansing WWTP

Submission ID. **HNQ-K8MZ-VAZ58**
Permit **MI0023400**
Outfall **017**

Start Day	Start Time	End Day	End Time
6/16/2019	9:15:00 AM	6/16/2019	1:30:00 PM

Rain(in.) = 0.3
Waterbody: Grand River

Partially Treated (MG)	Dilute Raw Sewage (MG)
	0.106

Cause: Combined stormwater and sewage. CSO was due to rainfall. Discharge was not disinfected. Only the surface water was impacted.
EGLE Action: Long-term Control Program

MG = million gallons
CSO Discharges are as a result of wet weather. Dry weather CSO discharges are classified as SSOs.

MICHIGAN DEPARTMENT OF ENVIRONMENT, GREAT LAKES, AND ENERGY

Combined Sewer Overflow Detail Report
January 1 - December 31, 2019

Lansing WWTP

Submission ID. **HNQ-K8MZ-VAZ58**
Permit **MI0023400**
Outfall **021**

Start Day	Start Time	End Day	End Time
6/16/2019	9:15:00 AM	6/16/2019	1:00:00 PM

Rain(in.) = 0.3
Waterbody: Grand River

Partially Treated (MG)	Dilute Raw Sewage (MG)
	0.061

Cause: Combined stormwater and sewage. CSO was due to rainfall. Discharge was not disinfected. Only the surface water was impacted.
EGLE Action: Long-term Control Program

Lansing WWTP

Submission ID. **HNQ-K8MZ-VAZ58**
Permit **MI0023400**
Outfall **022**

Start Day	Start Time	End Day	End Time
6/16/2019	9:15:00 AM	6/16/2019	3:00:00 PM

Rain(in.) = 0.3
Waterbody: Grand River

Partially Treated (MG)	Dilute Raw Sewage (MG)
	0.568

Cause: Combined stormwater and sewage. CSO was due to rainfall. Discharge was not disinfected. Only the surface water was impacted.
EGLE Action: Long-term Control Program

Lansing WWTP

Submission ID. **HNQ-K8MZ-VAZ58**
Permit **MI0023400**
Outfall **034**

Start Day	Start Time	End Day	End Time
6/16/2019	9:15:00 AM	6/16/2019	2:00:00 PM

Rain(in.) = 0.3
Waterbody: Grand River

Partially Treated (MG)	Dilute Raw Sewage (MG)
	0.709

Cause: Combined stormwater and sewage. CSO was due to rainfall. Discharge was not disinfected. Only the surface water was impacted.
EGLE Action: Long-term Control Program

MG = million gallons
CSO Discharges are as a result of wet weather. Dry weather CSO discharges are classified as SSOs.

MICHIGAN DEPARTMENT OF ENVIRONMENT, GREAT LAKES, AND ENERGY

Combined Sewer Overflow Detail Report
January 1 - December 31, 2019

Lansing WWTP

Submission ID. **HNQ-K8MZ-VAZ58**
Permit **MI0023400**
Outfall **012**

Start Day	Start Time	End Day	End Time
6/16/2019	9:30:00 AM	6/16/2019	2:00:00 PM

Rain(in.) = 0.3
Waterbody: Grand River

Partially Treated (MG)	Dilute Raw Sewage (MG)
	0.170

Cause: Combined stormwater and sewage. CSO was due to rainfall. Discharge was not disinfected. Only the surface water was impacted.
EGLE Action: Long-term Control Program

Lansing WWTP

Submission ID. **HNQ-K8MZ-VAZ58**
Permit **MI0023400**
Outfall **019**

Start Day	Start Time	End Day	End Time
6/16/2019	9:30:00 AM	6/16/2019	12:30:00 PM

Rain(in.) = 0.3
Waterbody: Grand River

Partially Treated (MG)	Dilute Raw Sewage (MG)
	0.138

Cause: Combined stormwater and sewage. CSO was due to rainfall. Discharge was not disinfected. Only the surface water was impacted.
EGLE Action: Long-term Control Program

Lansing WWTP

Submission ID. **HNQ-PAEB-YAD3N**
Permit **MI0023400**
Outfall **009**

Start Day	Start Time	End Day	End Time
6/19/2019	1:00:00 PM	6/24/2019	8:45:00 AM

Rain(in.) = 2.39
Waterbody: Grand River

Partially Treated (MG)	Dilute Raw Sewage (MG)
	14.701

Cause: Combined stormwater and sewage. CSO was due to rainfall. Discharge was not disinfected. Only the surface water was impacted.
EGLE Action: Long-term Control Program

MG = million gallons
CSO Discharges are as a result of wet weather. Dry weather CSO discharges are classified as SSOs.

MICHIGAN DEPARTMENT OF ENVIRONMENT, GREAT LAKES, AND ENERGY

Combined Sewer Overflow Detail Report
January 1 - December 31, 2019

Lansing WWTP

Submission ID. **HNQ-PAEB-YAD3N**
Permit **MI0023400**
Outfall **011**

Start Day	Start Time	End Day	End Time
6/19/2019	1:00:00 PM	6/20/2019	3:15:00 PM

Rain(in.) = 2.39
Waterbody: Grand River

Partially Treated (MG)	Dilute Raw Sewage (MG)
	0.330

Cause: Combined stormwater and sewage. CSO was due to rainfall. Discharge was not disinfected. Only the surface water was impacted.
EGLE Action: Long-term Control Program

Lansing WWTP

Submission ID. **HNQ-PAEB-YAD3N**
Permit **MI0023400**
Outfall **016**

Start Day	Start Time	End Day	End Time
6/19/2019	1:00:00 PM	6/20/2019	3:45:00 PM

Rain(in.) = 2.39
Waterbody: Grand River

Partially Treated (MG)	Dilute Raw Sewage (MG)
	1.092

Cause: Combined stormwater and sewage. CSO was due to rainfall. Discharge was not disinfected. Only the surface water was impacted.
EGLE Action: Long-term Control Program

Lansing WWTP

Submission ID. **HNQ-PAEB-YAD3N**
Permit **MI0023400**
Outfall **024**

Start Day	Start Time	End Day	End Time
6/19/2019	1:00:00 PM	6/20/2019	4:00:00 PM

Rain(in.) = 2.39
Waterbody: Grand River

Partially Treated (MG)	Dilute Raw Sewage (MG)
	3.650

Cause: Combined stormwater and sewage. CSO was due to rainfall. Discharge was not disinfected. Only the surface water was impacted.
EGLE Action: Long-term Control Program

MG = million gallons
CSO Discharges are as a result of wet weather. Dry weather CSO discharges are classified as SSOs.

MICHIGAN DEPARTMENT OF ENVIRONMENT, GREAT LAKES, AND ENERGY

Combined Sewer Overflow Detail Report
January 1 - December 31, 2019

Lansing WWTP

Submission ID. **HNQ-PAEB-YAD3N**
Permit **MI0023400**
Outfall **026**

Start Day	Start Time	End Day	End Time
6/19/2019	1:00:00 PM	6/20/2019	3:30:00 PM

Rain(in.) = 2.39
Waterbody: Red Cedar River

Partially Treated (MG)
Dilute Raw Sewage (MG)
0.867

Cause: Combined stormwater and sewage. CSO was due to rainfall. Discharge was not disinfected. Only the surface water was impacted.
EGLE Action: Long-term Control Program

Lansing WWTP

Submission ID. **HNQ-PAEB-YAD3N**
Permit **MI0023400**
Outfall **032**

Start Day	Start Time	End Day	End Time
6/19/2019	1:00:00 PM	6/20/2019	3:45:00 PM

Rain(in.) = 2.39
Waterbody: Red Cedar River

Partially Treated (MG)
Dilute Raw Sewage (MG)
1.593

Cause: Combined stormwater and sewage. CSO was due to rainfall. Discharge was not disinfected. Only the surface water was impacted.
EGLE Action: Long-term Control Program

Lansing WWTP

Submission ID. **HNQ-PAEB-YAD3N**
Permit **MI0023400**
Outfall **046**

Start Day	Start Time	End Day	End Time
6/19/2019	1:00:00 PM	6/20/2019	3:00:00 PM

Rain(in.) = 2.39
Waterbody: Grand River

Partially Treated (MG)
Dilute Raw Sewage (MG)
0.515

Cause: Combined stormwater and sewage. CSO was due to rainfall. Discharge was not disinfected. Only the surface water was impacted.
EGLE Action: Long-term Control Program

MG = million gallons
CSO Discharges are as a result of wet weather. Dry weather CSO discharges are classified as SSOs.

MICHIGAN DEPARTMENT OF ENVIRONMENT, GREAT LAKES, AND ENERGY

Combined Sewer Overflow Detail Report
January 1 - December 31, 2019

Lansing WWTP

Submission ID. **HNQ-PAEB-YAD3N**
Permit **MI0023400**
Outfall **012**

Start Day	Start Time	End Day	End Time
6/19/2019	1:15:00 PM	6/24/2019	9:05:00 AM

Rain(in.) = 2.39
Waterbody: Grand River

Partially Treated (MG)	Dilute Raw Sewage (MG)
	9.423

Cause: Combined stormwater and sewage. CSO was due to rainfall. Discharge was not disinfected. Only the surface water was impacted.
EGLE Action: Long-term Control Program

Lansing WWTP

Submission ID. **HNQ-PAEB-YAD3N**
Permit **MI0023400**
Outfall **015**

Start Day	Start Time	End Day	End Time
6/19/2019	1:15:00 PM	6/21/2019	2:27:00 PM

Rain(in.) = 2.39
Waterbody: Grand River

Partially Treated (MG)	Dilute Raw Sewage (MG)
	3.848

Cause: Combined stormwater and sewage. CSO was due to rainfall. Discharge was not disinfected. Only the surface water was impacted.
EGLE Action: Long-term Control Program

Lansing WWTP

Submission ID. **HNQ-PAEB-YAD3N**
Permit **MI0023400**
Outfall **017**

Start Day	Start Time	End Day	End Time
6/19/2019	1:15:00 PM	6/20/2019	3:45:00 PM

Rain(in.) = 2.39
Waterbody: Grand River

Partially Treated (MG)	Dilute Raw Sewage (MG)
	1.353

Cause: Combined stormwater and sewage. CSO was due to rainfall. Discharge was not disinfected. Only the surface water was impacted.
EGLE Action: Long-term Control Program

MG = million gallons
CSO Discharges are as a result of wet weather. Dry weather CSO discharges are classified as SSOs.

MICHIGAN DEPARTMENT OF ENVIRONMENT, GREAT LAKES, AND ENERGY

Combined Sewer Overflow Detail Report
January 1 - December 31, 2019

Lansing WWTP

Submission ID. **HNQ-PAEB-YAD3N**
Permit **MI0023400**
Outfall **019**

Start Day	Start Time	End Day	End Time
6/19/2019	1:15:00 PM	6/20/2019	1:00:00 PM

Rain(in.) = 2.39
Waterbody: Grand River

Partially Treated (MG)	Dilute Raw Sewage (MG)
	1.683

Cause: Combined stormwater and sewage. CSO was due to rainfall. Discharge was not disinfected. Only the surface water was impacted.
EGLE Action: Long-term Control Program

Lansing WWTP

Submission ID. **HNQ-PAEB-YAD3N**
Permit **MI0023400**
Outfall **021**

Start Day	Start Time	End Day	End Time
6/19/2019	1:15:00 PM	6/20/2019	3:15:00 PM

Rain(in.) = 2.39
Waterbody: Grand River

Partially Treated (MG)	Dilute Raw Sewage (MG)
	0.964

Cause: Combined stormwater and sewage. CSO was due to rainfall. Discharge was not disinfected. Only the surface water was impacted.
EGLE Action: Long-term Control Program

Lansing WWTP

Submission ID. **HNQ-PAEB-YAD3N**
Permit **MI0023400**
Outfall **022**

Start Day	Start Time	End Day	End Time
6/19/2019	1:15:00 PM	6/20/2019	3:45:00 PM

Rain(in.) = 2.39
Waterbody: Grand River

Partially Treated (MG)	Dilute Raw Sewage (MG)
	6.844

Cause: Combined stormwater and sewage. CSO was due to rainfall. Discharge was not disinfected. Only the surface water was impacted.
EGLE Action: Long-term Control Program

MG = million gallons
CSO Discharges are as a result of wet weather. Dry weather CSO discharges are classified as SSOs.

MICHIGAN DEPARTMENT OF ENVIRONMENT, GREAT LAKES, AND ENERGY

Combined Sewer Overflow Detail Report
January 1 - December 31, 2019

Lansing WWTP

Submission ID. **HNQ-PAEB-YAD3N**
Permit **MI0023400**
Outfall **034**

Start Day	Start Time	End Day	End Time
6/19/2019	1:15:00 PM	6/20/2019	3:30:00 PM

Rain(in.) = 2.39
Waterbody: Grand River

Partially Treated (MG)	Dilute Raw Sewage (MG)
	7.443

Cause: Combined stormwater and sewage. CSO was due to rainfall. Discharge was not disinfected. Only the surface water was impacted.
EGLE Action: Long-term Control Program

Lansing WWTP

Submission ID. **HNQ-PAEB-YAD3N**
Permit **MI0023400**
Outfall **008**

Start Day	Start Time	End Day	End Time
6/19/2019	1:30:00 PM	6/20/2019	5:15:00 AM

Rain(in.) = 2.39
Waterbody: Grand River

Partially Treated (MG)	Dilute Raw Sewage (MG)
	1.780

Cause: Combined stormwater and sewage. CSO was due to rainfall. Discharge was not disinfected. Only the surface water was impacted.
EGLE Action: Long-term Control Program

Lansing WWTP

Submission ID. **HNQ-PAEB-YAD3N**
Permit **MI0023400**
Outfall **010**

Start Day	Start Time	End Day	End Time
6/20/2019	12:00:00 AM	6/20/2019	1:45:00 AM

Rain(in.) = 2.39
Waterbody: Grand River

Partially Treated (MG)	Dilute Raw Sewage (MG)
	0.167

Cause: Combined stormwater and sewage. CSO was due to rainfall. Discharge was not disinfected. Only the surface water was impacted.
EGLE Action: Long-term Control Program

MG = million gallons
CSO Discharges are as a result of wet weather. Dry weather CSO discharges are classified as SSOs.

MICHIGAN DEPARTMENT OF ENVIRONMENT, GREAT LAKES, AND ENERGY

Combined Sewer Overflow Detail Report
January 1 - December 31, 2019

Lansing WWTP

Submission ID. **HNQ-PAEB-YAD3N**
Permit **MI0023400**
Outfall **014**

Start Day	Start Time	End Day	End Time
6/20/2019	12:15:00 AM	6/20/2019	2:00:00 AM

Rain(in.) = 2.39
Waterbody: Grand River

Partially Treated (MG)	Dilute Raw Sewage (MG)
	1.099

Cause: Combined stormwater and sewage. CSO was due to rainfall. Discharge was not disinfected. Only the surface water was impacted.
EGLE Action: Long-term Control Program

Lansing WWTP

Submission ID. **HNQ-TCZV-91HN2**
Permit **MI0023400**
Outfall **016**

Start Day	Start Time	End Day	End Time
7/2/2019	9:00:00 AM	7/3/2019	12:00:00 AM

Rain(in.) = 0.47
Waterbody: Grand River

Partially Treated (MG)	Dilute Raw Sewage (MG)
	0.157

Cause: Combined stoirmwater and sewage. CSO was due to rainfall. Discharge was not disinfected. Only the surface water was impacted.
EGLE Action: Long-term Control Program

Lansing WWTP

Submission ID. **HNQ-TCZV-91HN2**
Permit **MI0023400**
Outfall **024**

Start Day	Start Time	End Day	End Time
7/2/2019	9:00:00 AM	7/3/2019	12:00:00 AM

Rain(in.) = 0.47
Waterbody: Grand River

Partially Treated (MG)	Dilute Raw Sewage (MG)
	0.433

Cause: Combined stoirmwater and sewage. CSO was due to rainfall. Discharge was not disinfected. Only the surface water was impacted.
EGLE Action: Long-term Control Program

MG = million gallons
CSO Discharges are as a result of wet weather. Dry weather CSO discharges are classified as SSOs.

MICHIGAN DEPARTMENT OF ENVIRONMENT, GREAT LAKES, AND ENERGY

Combined Sewer Overflow Detail Report
January 1 - December 31, 2019

Lansing WWTP

Submission ID. **HNQ-TCZV-91HN2**
Permit **MI0023400**
Outfall **026**

Start Day	Start Time	End Day	End Time
7/2/2019	9:00:00 AM	7/2/2019	11:30:00 PM

Rain(in.) = 0.47
Waterbody: Red Cedar River

Partially Treated (MG)	Dilute Raw Sewage (MG)
	0.433

Cause: Combined stoirmwater and sewage. CSO was due to rainfall. Discharge was not disinfected. Only the surface water was impacted.
EGLE Action: Long-term Control Program

Lansing WWTP

Submission ID. **HNQ-TCZV-91HN2**
Permit **MI0023400**
Outfall **032**

Start Day	Start Time	End Day	End Time
7/2/2019	9:00:00 AM	7/3/2019	1:30:00 AM

Rain(in.) = 0.47
Waterbody: Red Cedar River

Partially Treated (MG)	Dilute Raw Sewage (MG)
	0.018

Cause: Combined stoirmwater and sewage. CSO was due to rainfall. Discharge was not disinfected. Only the surface water was impacted.
EGLE Action: Long-term Control Program

Lansing WWTP

Submission ID. **HNQ-TCZV-91HN2**
Permit **MI0023400**
Outfall **011**

Start Day	Start Time	End Day	End Time
7/2/2019	9:15:00 AM	7/2/2019	11:15:00 PM

Rain(in.) = 0.47
Waterbody: Grand River

Partially Treated (MG)	Dilute Raw Sewage (MG)
	0.041

Cause: Combined stoirmwater and sewage. CSO was due to rainfall. Discharge was not disinfected. Only the surface water was impacted.
EGLE Action: Long-term Control Program

MG = million gallons
CSO Discharges are as a result of wet weather. Dry weather CSO discharges are classified as SSOs.

MICHIGAN DEPARTMENT OF ENVIRONMENT, GREAT LAKES, AND ENERGY

Combined Sewer Overflow Detail Report
January 1 - December 31, 2019

Lansing WWTP

Submission ID. **HNQ-TCZV-91HN2**
Permit **MI0023400**
Outfall **015**

Start Day	Start Time	End Day	End Time
7/2/2019	10:00:00 AM	7/3/2019	1:00:00 AM

Rain(in.) = 0.47
Waterbody: Grand River

Partially Treated (MG):
Dilute Raw Sewage (MG): **0.409**

Cause: Combined stoirmwater and sewage. CSO was due to rainfall. Discharge was not disinfected. Only the surface water was impacted.
EGLE Action: Long-term Control Program

Lansing WWTP

Submission ID. **HNQ-TCZV-91HN2**
Permit **MI0023400**
Outfall **009**

Start Day	Start Time	End Day	End Time
7/2/2019	8:00:00 PM	7/2/2019	11:45:00 PM

Rain(in.) = 0.47
Waterbody: Grand River

Partially Treated (MG):
Dilute Raw Sewage (MG): **0.217**

Cause: Combined stoirmwater and sewage. CSO was due to rainfall. Discharge was not disinfected. Only the surface water was impacted.
EGLE Action: Long-term Control Program

Lansing WWTP

Submission ID. **HNQ-TCZV-91HN2**
Permit **MI0023400**
Outfall **012**

Start Day	Start Time	End Day	End Time
7/2/2019	8:00:00 PM	7/3/2019	12:30:00 AM

Rain(in.) = 0.47
Waterbody: Grand River

Partially Treated (MG):
Dilute Raw Sewage (MG): **0.270**

Cause: Combined stoirmwater and sewage. CSO was due to rainfall. Discharge was not disinfected. Only the surface water was impacted.
EGLE Action: Long-term Control Program

MG = million gallons
CSO Discharges are as a result of wet weather. Dry weather CSO discharges are classified as SSOs.

MICHIGAN DEPARTMENT OF ENVIRONMENT, GREAT LAKES, AND ENERGY

Combined Sewer Overflow Detail Report
January 1 - December 31, 2019

Lansing WWTP

Submission ID. **HNQ-TCZV-91HN2**
Permit **MI0023400**
Outfall **017**

Start Day	Start Time	End Day	End Time
7/2/2019	8:00:00 PM	7/3/2019	12:00:00 AM

Rain(in.) = 0.47
Waterbody: Grand River

Partially Treated (MG)	Dilute Raw Sewage (MG)
	0.168

Cause: Combined stoirmwater and sewage. CSO was due to rainfall. Discharge was not disinfected. Only the surface water was impacted.
EGLE Action: Long-term Control Program

Lansing WWTP

Submission ID. **HNQ-TCZV-91HN2**
Permit **MI0023400**
Outfall **019**

Start Day	Start Time	End Day	End Time
7/2/2019	8:00:00 PM	7/2/2019	11:00:00 PM

Rain(in.) = 0.47
Waterbody: Grand River

Partially Treated (MG)	Dilute Raw Sewage (MG)
	0.245

Cause: Combined stoirmwater and sewage. CSO was due to rainfall. Discharge was not disinfected. Only the surface water was impacted.
EGLE Action: Long-term Control Program

Lansing WWTP

Submission ID. **HNQ-TCZV-91HN2**
Permit **MI0023400**
Outfall **021**

Start Day	Start Time	End Day	End Time
7/2/2019	8:00:00 PM	7/2/2019	11:45:00 PM

Rain(in.) = 0.47
Waterbody: Grand River

Partially Treated (MG)	Dilute Raw Sewage (MG)
	0.096

Cause: Combined stoirmwater and sewage. CSO was due to rainfall. Discharge was not disinfected. Only the surface water was impacted.
EGLE Action: Long-term Control Program

MG = million gallons
CSO Discharges are as a result of wet weather. Dry weather CSO discharges are classified as SSOs.

MICHIGAN DEPARTMENT OF ENVIRONMENT, GREAT LAKES, AND ENERGY

Combined Sewer Overflow Detail Report
January 1 - December 31, 2019

Lansing WWTP

Submission ID. **HNQ-TCZV-91HN2**
Permit **MI0023400**
Outfall **022**

Start Day	Start Time	End Day	End Time
7/2/2019	8:00:00 PM	7/3/2019	1:30:00 AM

Rain(in.) = 0.47
Waterbody: Grand River

Partially Treated (MG)	Dilute Raw Sewage (MG)
	0.920

Cause: Combined stoirmwater and sewage. CSO was due to rainfall. Discharge was not disinfected. Only the surface water was impacted.
EGLE Action: Long-term Control Program

Lansing WWTP

Submission ID. **HNQ-TCZV-91HN2**
Permit **MI0023400**
Outfall **034**

Start Day	Start Time	End Day	End Time
7/2/2019	8:00:00 PM	7/3/2019	12:45:00 AM

Rain(in.) = 0.47
Waterbody: Grand River

Partially Treated (MG)	Dilute Raw Sewage (MG)
	1.137

Cause: Combined stoirmwater and sewage. CSO was due to rainfall. Discharge was not disinfected. Only the surface water was impacted.
EGLE Action: Long-term Control Program

Lansing WWTP

Submission ID. **HNQ-TCZV-91HN2**
Permit **MI0023400**
Outfall **046**

Start Day	Start Time	End Day	End Time
7/2/2019	8:00:00 PM	7/3/2019	12:45:00 AM

Rain(in.) = 0.47
Waterbody: Grand River

Partially Treated (MG)	Dilute Raw Sewage (MG)
	0.062

Cause: Combined stoirmwater and sewage. CSO was due to rainfall. Discharge was not disinfected. Only the surface water was impacted.
EGLE Action: Long-term Control Program

MG = million gallons
CSO Discharges are as a result of wet weather. Dry weather CSO discharges are classified as SSOs.

MICHIGAN DEPARTMENT OF ENVIRONMENT, GREAT LAKES, AND ENERGY

Combined Sewer Overflow Detail Report
January 1 - December 31, 2019

Lansing WWTP

Submission ID. **HNQ-TCZV-91HN2**
Permit **MI0023400**
Outfall **008**

Start Day	Start Time	End Day	End Time
7/2/2019	8:15:00 PM	7/2/2019	9:15:00 PM

Rain(in.) = 0.47
Waterbody: Grand River

Partially Treated (MG)	Dilute Raw Sewage (MG)
	0.205

Cause: Combined stoirmwater and sewage. CSO was due to rainfall. Discharge was not disinfected. Only the surface water was impacted.
EGLE Action: Long-term Control Program

Lansing WWTP

Submission ID. **HNQ-TCZV-91HN2**
Permit **MI0023400**
Outfall **014**

Start Day	Start Time	End Day	End Time
7/2/2019	8:45:00 PM	7/2/2019	9:30:00 PM

Rain(in.) = 0.47
Waterbody: Grand River

Partially Treated (MG)	Dilute Raw Sewage (MG)
	0.026

Cause: Combined stoirmwater and sewage. CSO was due to rainfall. Discharge was not disinfected. Only the surface water was impacted.
EGLE Action: Long-term Control Program

Lansing WWTP

Submission ID. **HNR-3SDN-NMHTC**
Permit **MI0023400**
Outfall **009**

Start Day	Start Time	End Day	End Time
7/4/2019	6:00:00 PM	7/4/2019	8:45:00 PM

Rain(in.) = 0.19
Waterbody: Grand River

Partially Treated (MG)	Dilute Raw Sewage (MG)
	0.081

Cause: Combined stormwater and sewage. CSO was due to rainfall. Discharge was not disinfected. Only the surface water was impacted.
EGLE Action: Long-term Control Program

MG = million gallons
CSO Discharges are as a result of wet weather. Dry weather CSO discharges are classified as SSOs.

MICHIGAN DEPARTMENT OF ENVIRONMENT, GREAT LAKES, AND ENERGY

Combined Sewer Overflow Detail Report
January 1 - December 31, 2019

Lansing WWTP

Submission ID. **HNR-3SDN-NMHTC**
Permit **MI0023400**
Outfall **011**

Start Day	Start Time	End Day	End Time
7/4/2019	6:00:00 PM	7/4/2019	8:15:00 PM

Rain(in.) = 0.19
Waterbody: Grand River

Partially Treated (MG)	Dilute Raw Sewage (MG)
	0.015

Cause: Combined stormwater and sewage. CSO was due to rainfall. Discharge was not disinfected. Only the surface water was impacted.
EGLE Action: Long-term Control Program

Lansing WWTP

Submission ID. **HNR-3SDN-NMHTC**
Permit **MI0023400**
Outfall **016**

Start Day	Start Time	End Day	End Time
7/4/2019	6:00:00 PM	7/4/2019	9:00:00 PM

Rain(in.) = 0.19
Waterbody: Grand River

Partially Treated (MG)	Dilute Raw Sewage (MG)
	0.059

Cause: Combined stormwater and sewage. CSO was due to rainfall. Discharge was not disinfected. Only the surface water was impacted.
EGLE Action: Long-term Control Program

Lansing WWTP

Submission ID. **HNR-3SDN-NMHTC**
Permit **MI0023400**
Outfall **024**

Start Day	Start Time	End Day	End Time
7/4/2019	6:00:00 PM	7/4/2019	9:00:00 PM

Rain(in.) = 0.19
Waterbody: Grand River

Partially Treated (MG)	Dilute Raw Sewage (MG)
	0.162

Cause: Combined stormwater and sewage. CSO was due to rainfall. Discharge was not disinfected. Only the surface water was impacted.
EGLE Action: Long-term Control Program

MG = million gallons
CSO Discharges are as a result of wet weather. Dry weather CSO discharges are classified as SSOs.

MICHIGAN DEPARTMENT OF ENVIRONMENT, GREAT LAKES, AND ENERGY

Combined Sewer Overflow Detail Report
January 1 - December 31, 2019

Lansing WWTP

Submission ID. **HNR-3SDN-NMHTC**
Permit **MI0023400**
Outfall **026**

Start Day	Start Time	End Day	End Time
7/4/2019	6:00:00 PM	7/4/2019	8:45:00 PM

Rain(in.) = 0.19
Waterbody: Red Cedar River

Partially Treated (MG)	Dilute Raw Sewage (MG)
	0.040

Cause: Combined stormwater and sewage. CSO was due to rainfall. Discharge was not disinfected. Only the surface water was impacted.
EGLE Action: Long-term Control Program

Lansing WWTP

Submission ID. **HNR-3SDN-NMHTC**
Permit **MI0023400**
Outfall **032**

Start Day	Start Time	End Day	End Time
7/4/2019	6:00:00 PM	7/4/2019	10:45:00 PM

Rain(in.) = 0.19
Waterbody: Red Cedar River

Partially Treated (MG)	Dilute Raw Sewage (MG)
	0.007

Cause: Combined stormwater and sewage. CSO was due to rainfall. Discharge was not disinfected. Only the surface water was impacted.
EGLE Action: Long-term Control Program

Lansing WWTP

Submission ID. **HNR-3SDN-NMHTC**
Permit **MI0023400**
Outfall **046**

Start Day	Start Time	End Day	End Time
7/4/2019	6:00:00 PM	7/4/2019	8:00:00 PM

Rain(in.) = 0.19
Waterbody: Grand River

Partially Treated (MG)	Dilute Raw Sewage (MG)
	0.023

Cause: Combined stormwater and sewage. CSO was due to rainfall. Discharge was not disinfected. Only the surface water was impacted.
EGLE Action: Long-term Control Program

MG = million gallons
CSO Discharges are as a result of wet weather. Dry weather CSO discharges are classified as SSOs.

MICHIGAN DEPARTMENT OF ENVIRONMENT, GREAT LAKES, AND ENERGY

Combined Sewer Overflow Detail Report
January 1 - December 31, 2019

Lansing WWTP

Submission ID. **HNR-3SDN-NMHTC**
Permit **MI0023400**
Outfall **012**

Start Day	Start Time	End Day	End Time
7/4/2019	6:15:00 PM	7/4/2019	9:30:00 PM

Rain(in.) = 0.19
Waterbody: Grand River

Partially Treated (MG)
Dilute Raw Sewage (MG)
0.101

Cause: Combined stormwater and sewage. CSO was due to rainfall. Discharge was not disinfected. Only the surface water was impacted.
EGLE Action: Long-term Control Program

Lansing WWTP

Submission ID. **HNR-3SDN-NMHTC**
Permit **MI0023400**
Outfall **015**

Start Day	Start Time	End Day	End Time
7/4/2019	6:15:00 PM	7/4/2019	10:00:00 PM

Rain(in.) = 0.19
Waterbody: Grand River

Partially Treated (MG)
Dilute Raw Sewage (MG)
0.166

Cause: Combined stormwater and sewage. CSO was due to rainfall. Discharge was not disinfected. Only the surface water was impacted.
EGLE Action: Long-term Control Program

Lansing WWTP

Submission ID. **HNR-3SDN-NMHTC**
Permit **MI0023400**
Outfall **017**

Start Day	Start Time	End Day	End Time
7/4/2019	6:15:00 PM	7/4/2019	9:00:00 PM

Rain(in.) = 0.19
Waterbody: Grand River

Partially Treated (MG)
Dilute Raw Sewage (MG)
0.063

Cause: Combined stormwater and sewage. CSO was due to rainfall. Discharge was not disinfected. Only the surface water was impacted.
EGLE Action: Long-term Control Program

MG = million gallons
CSO Discharges are as a result of wet weather. Dry weather CSO discharges are classified as SSOs.

MICHIGAN DEPARTMENT OF ENVIRONMENT, GREAT LAKES, AND ENERGY

Combined Sewer Overflow Detail Report
January 1 - December 31, 2019

Lansing WWTP

Submission ID. **HNR-3SDN-NMHTC**
Permit **MI0023400**
Outfall **019**

Start Day	Start Time	End Day	End Time
7/4/2019	6:15:00 PM	7/4/2019	8:00:00 PM

Rain(in.) = 0.19
Waterbody: Grand River

Partially Treated (MG)

Dilute Raw Sewage (MG)
0.083

Cause: Combined stormwater and sewage. CSO was due to rainfall. Discharge was not disinfected. Only the surface water was impacted.
EGLE Action: Long-term Control Program

Lansing WWTP

Submission ID. **HNR-3SDN-NMHTC**
Permit **MI0023400**
Outfall **021**

Start Day	Start Time	End Day	End Time
7/4/2019	6:15:00 PM	7/4/2019	8:45:00 PM

Rain(in.) = 0.19
Waterbody: Grand River

Partially Treated (MG)

Dilute Raw Sewage (MG)
0.036

Cause: Combined stormwater and sewage. CSO was due to rainfall. Discharge was not disinfected. Only the surface water was impacted.
EGLE Action: Long-term Control Program

Lansing WWTP

Submission ID. **HNR-3SDN-NMHTC**
Permit **MI0023400**
Outfall **022**

Start Day	Start Time	End Day	End Time
7/4/2019	6:15:00 PM	7/4/2019	10:45:00 PM

Rain(in.) = 0.19
Waterbody: Grand River

Partially Treated (MG)

Dilute Raw Sewage (MG)
0.329

Cause: Combined stormwater and sewage. CSO was due to rainfall. Discharge was not disinfected. Only the surface water was impacted.
EGLE Action: Long-term Control Program

MG = million gallons
CSO Discharges are as a result of wet weather. Dry weather CSO discharges are classified as SSOs.

MICHIGAN DEPARTMENT OF ENVIRONMENT, GREAT LAKES, AND ENERGY

Combined Sewer Overflow Detail Report
January 1 - December 31, 2019

Lansing WWTP

Submission ID. **HNR-3SDN-NMHTC**
Permit **MI0023400**
Outfall **034**

Start Day	Start Time	End Day	End Time
7/4/2019	6:15:00 PM	7/4/2019	9:45:00 PM

Rain(in.) = 0.19
Waterbody: Grand River

Partially Treated (MG)
Dilute Raw Sewage (MG)
0.417

Cause: Combined stormwater and sewage. CSO was due to rainfall. Discharge was not disinfected. Only the surface water was impacted.
EGLE Action: Long-term Control Program

Lansing WWTP

Submission ID. **HNR-3SDN-NMHTC**
Permit **MI0023400**
Outfall **008**

Start Day	Start Time	End Day	End Time
7/4/2019	6:45:00 PM	7/4/2019	7:00:00 PM

Rain(in.) = 0.19
Waterbody: Grand River

Partially Treated (MG)
Dilute Raw Sewage (MG)
0.014

Cause: Combined stormwater and sewage. CSO was due to rainfall. Discharge was not disinfected. Only the surface water was impacted.
EGLE Action: Long-term Control Program

Lansing WWTP

Submission ID. **HNR-AQQA-ZGJH3**
Permit **MI0023400**
Outfall **008**

Start Day	Start Time	End Day	End Time
7/16/2019	5:00:00 PM	7/16/2019	6:30:00 PM

Rain(in.) = 1.23
Waterbody: Grand River

Partially Treated (MG)
Dilute Raw Sewage (MG)
1.989

Cause: Combined stormwater and sewage. CSO was due to rainfall. Discharge was not disinfected. Only the surface water was impacted.
EGLE Action: Long-term Control Program

MG = million gallons
CSO Discharges are as a result of wet weather. Dry weather CSO discharges are classified as SSOs.

MICHIGAN DEPARTMENT OF ENVIRONMENT, GREAT LAKES, AND ENERGY

Combined Sewer Overflow Detail Report
January 1 - December 31, 2019

Lansing WWTP

Submission ID. **HNR-AQQA-ZGJH3**
Permit **MI0023400**
Outfall **009**

Start Day	Start Time	End Day	End Time
7/16/2019	5:00:00 PM	7/16/2019	9:00:00 PM

Rain(in.) = 1.23
Waterbody: Grand River

Partially Treated (MG)	Dilute Raw Sewage (MG)
	1.832

Cause: Combined stormwater and sewage. CSO was due to rainfall. Discharge was not disinfected. Only the surface water was impacted.
EGLE Action: Long-term Control Program

Lansing WWTP

Submission ID. **HNR-AQQA-ZGJH3**
Permit **MI0023400**
Outfall **010**

Start Day	Start Time	End Day	End Time
7/16/2019	5:00:00 PM	7/16/2019	6:45:00 PM

Rain(in.) = 1.23
Waterbody: Grand River

Partially Treated (MG)	Dilute Raw Sewage (MG)
	0.238

Cause: Combined stormwater and sewage. CSO was due to rainfall. Discharge was not disinfected. Only the surface water was impacted.
EGLE Action: Long-term Control Program

Lansing WWTP

Submission ID. **HNR-AQQA-ZGJH3**
Permit **MI0023400**
Outfall **011**

Start Day	Start Time	End Day	End Time
7/16/2019	5:00:00 PM	7/16/2019	8:30:00 PM

Rain(in.) = 1.23
Waterbody: Grand River

Partially Treated (MG)	Dilute Raw Sewage (MG)
	0.249

Cause: Combined stormwater and sewage. CSO was due to rainfall. Discharge was not disinfected. Only the surface water was impacted.
EGLE Action: Long-term Control Program

MG = million gallons
CSO Discharges are as a result of wet weather. Dry weather CSO discharges are classified as SSOs.

MICHIGAN DEPARTMENT OF ENVIRONMENT, GREAT LAKES, AND ENERGY

Combined Sewer Overflow Detail Report
January 1 - December 31, 2019

Lansing WWTP

Submission ID. **HNR-AQQA-ZGJH3**
Permit **MI0023400**
Outfall **012**

Start Day	Start Time	End Day	End Time
7/16/2019	5:00:00 PM	7/16/2019	9:45:00 PM

Rain(in.) = 1.23
Waterbody: Grand River

Partially Treated (MG)	Dilute Raw Sewage (MG)
	1.503

Cause: Combined stormwater and sewage. CSO was due to rainfall. Discharge was not disinfected. Only the surface water was impacted.
EGLE Action: Long-term Control Program

Lansing WWTP

Submission ID. **HNR-AQQA-ZGJH3**
Permit **MI0023400**
Outfall **015**

Start Day	Start Time	End Day	End Time
7/16/2019	5:00:00 PM	7/16/2019	10:15:00 PM

Rain(in.) = 1.23
Waterbody: Grand River

Partially Treated (MG)	Dilute Raw Sewage (MG)
	0.807

Cause: Combined stormwater and sewage. CSO was due to rainfall. Discharge was not disinfected. Only the surface water was impacted.
EGLE Action: Long-term Control Program

Lansing WWTP

Submission ID. **HNR-AQQA-ZGJH3**
Permit **MI0023400**
Outfall **016**

Start Day	Start Time	End Day	End Time
7/16/2019	5:00:00 PM	7/16/2019	9:15:00 PM

Rain(in.) = 1.23
Waterbody: Grand River

Partially Treated (MG)	Dilute Raw Sewage (MG)
	0.703

Cause: Combined stormwater and sewage. CSO was due to rainfall. Discharge was not disinfected. Only the surface water was impacted.
EGLE Action: Long-term Control Program

MG = million gallons
CSO Discharges are as a result of wet weather. Dry weather CSO discharges are classified as SSOs.

MICHIGAN DEPARTMENT OF ENVIRONMENT, GREAT LAKES, AND ENERGY

Combined Sewer Overflow Detail Report
January 1 - December 31, 2019

Lansing WWTP

Submission ID. **HNR-AQQA-ZGJH3**
Permit **MI0023400**
Outfall **017**

Start Day	Start Time	End Day	End Time
7/16/2019	5:00:00 PM	7/16/2019	9:30:00 PM

Rain(in.) = 1.23
Waterbody: Grand River

Partially Treated (MG)	Dilute Raw Sewage (MG)
	1.009

Cause: Combined stormwater and sewage. CSO was due to rainfall. Discharge was not disinfected. Only the surface water was impacted.
EGLE Action: Long-term Control Program

Lansing WWTP

Submission ID. **HNR-AQQA-ZGJH3**
Permit **MI0023400**
Outfall **019**

Start Day	Start Time	End Day	End Time
7/16/2019	5:00:00 PM	7/16/2019	8:15:00 PM

Rain(in.) = 1.23
Waterbody: Grand River

Partially Treated (MG)	Dilute Raw Sewage (MG)
	1.024

Cause: Combined stormwater and sewage. CSO was due to rainfall. Discharge was not disinfected. Only the surface water was impacted.
EGLE Action: Long-term Control Program

Lansing WWTP

Submission ID. **HNR-AQQA-ZGJH3**
Permit **MI0023400**
Outfall **021**

Start Day	Start Time	End Day	End Time
7/16/2019	5:00:00 PM	7/16/2019	9:00:00 PM

Rain(in.) = 1.23
Waterbody: Grand River

Partially Treated (MG)	Dilute Raw Sewage (MG)
	0.807

Cause: Combined stormwater and sewage. CSO was due to rainfall. Discharge was not disinfected. Only the surface water was impacted.
EGLE Action: Long-term Control Program

MG = million gallons
CSO Discharges are as a result of wet weather. Dry weather CSO discharges are classified as SSOs.

MICHIGAN DEPARTMENT OF ENVIRONMENT, GREAT LAKES, AND ENERGY

Combined Sewer Overflow Detail Report
January 1 - December 31, 2019

Lansing WWTP

Submission ID. **HNR-AQQA-ZGJH3**
Permit **MI0023400**
Outfall **022**

Start Day	Start Time	End Day	End Time
7/16/2019	5:00:00 PM	7/16/2019	11:00:00 PM

Rain(in.) = 1.23
Waterbody: Grand River

Partially Treated (MG)	Dilute Raw Sewage (MG)
	4.114

Cause: Combined stormwater and sewage. CSO was due to rainfall. Discharge was not disinfected. Only the surface water was impacted.
EGLE Action: Long-term Control Program

Lansing WWTP

Submission ID. **HNR-AQQA-ZGJH3**
Permit **MI0023400**
Outfall **024**

Start Day	Start Time	End Day	End Time
7/16/2019	5:00:00 PM	7/16/2019	9:00:00 PM

Rain(in.) = 1.23
Waterbody: Grand River

Partially Treated (MG)	Dilute Raw Sewage (MG)
	2.468

Cause: Combined stormwater and sewage. CSO was due to rainfall. Discharge was not disinfected. Only the surface water was impacted.
EGLE Action: Long-term Control Program

Lansing WWTP

Submission ID. **HNR-AQQA-ZGJH3**
Permit **MI0023400**
Outfall **026**

Start Day	Start Time	End Day	End Time
7/16/2019	5:00:00 PM	7/16/2019	9:00:00 PM

Rain(in.) = 1.23
Waterbody: Red Cedar River

Partially Treated (MG)	Dilute Raw Sewage (MG)
	0.653

Cause: Combined stormwater and sewage. CSO was due to rainfall. Discharge was not disinfected. Only the surface water was impacted.
EGLE Action: Long-term Control Program

MG = million gallons
CSO Discharges are as a result of wet weather. Dry weather CSO discharges are classified as SSOs.

MICHIGAN DEPARTMENT OF ENVIRONMENT, GREAT LAKES, AND ENERGY

Combined Sewer Overflow Detail Report
January 1 - December 31, 2019

Lansing WWTP

Submission ID. **HNR-AQQA-ZGJH3**
Permit **MI0023400**
Outfall **032**

Start Day	Start Time	End Day	End Time
7/16/2019	5:00:00 PM	7/16/2019	11:00:00 PM

Rain(in.) = 1.23
Waterbody: Red Cedar River

Partially Treated (MG)	Dilute Raw Sewage (MG)
	0.837

Cause: Combined stormwater and sewage. CSO was due to rainfall. Discharge was not disinfected. Only the surface water was impacted.
EGLE Action: Long-term Control Program

Lansing WWTP

Submission ID. **HNR-AQQA-ZGJH3**
Permit **MI0023400**
Outfall **034**

Start Day	Start Time	End Day	End Time
7/16/2019	5:00:00 PM	7/16/2019	10:00:00 PM

Rain(in.) = 1.23
Waterbody: Grand River

Partially Treated (MG)	Dilute Raw Sewage (MG)
	4.555

Cause: Combined stormwater and sewage. CSO was due to rainfall. Discharge was not disinfected. Only the surface water was impacted.
EGLE Action: Long-term Control Program

Lansing WWTP

Submission ID. **HNR-AQQA-ZGJH3**
Permit **MI0023400**
Outfall **046**

Start Day	Start Time	End Day	End Time
7/16/2019	5:00:00 PM	7/16/2019	8:00:00 PM

Rain(in.) = 1.23
Waterbody: Grand River

Partially Treated (MG)	Dilute Raw Sewage (MG)
	0.359

Cause: Combined stormwater and sewage. CSO was due to rainfall. Discharge was not disinfected. Only the surface water was impacted.
EGLE Action: Long-term Control Program

MG = million gallons
CSO Discharges are as a result of wet weather. Dry weather CSO discharges are classified as SSOs.

MICHIGAN DEPARTMENT OF ENVIRONMENT, GREAT LAKES, AND ENERGY

Combined Sewer Overflow Detail Report
January 1 - December 31, 2019

Lansing WWTP

Submission ID. **HNR-AQQA-ZGJH3**
Permit **MI0023400**
Outfall **014**

Start Day	Start Time	End Day	End Time
7/16/2019	5:15:00 PM	7/16/2019	7:00:00 PM

Rain(in.) = 1.23
Waterbody: Grand River

Partially Treated (MG)	Dilute Raw Sewage (MG)
	1.249

Cause: Combined stormwater and sewage. CSO was due to rainfall. Discharge was not disinfected. Only the surface water was impacted.
EGLE Action: Long-term Control Program

Lansing WWTP

Submission ID. **HNR-EPNJ-8A6JQ**
Permit **MI0023400**
Outfall **009**

Start Day	Start Time	End Day	End Time
7/21/2019	4:00:00 AM	7/21/2019	11:45:00 AM

Rain(in.) = 0.33
Waterbody: Grand River

Partially Treated (MG)	Dilute Raw Sewage (MG)
	0.145

Cause: Combined stormwater and sewage. CSO was due to rianfall. Discharge was not disinfected. Only the surface water was impacted.
EGLE Action: Long-term Control Program

Lansing WWTP

Submission ID. **HNR-EPNJ-8A6JQ**
Permit **MI0023400**
Outfall **011**

Start Day	Start Time	End Day	End Time
7/21/2019	4:00:00 AM	7/21/2019	11:15:00 AM

Rain(in.) = 0.33
Waterbody: Grand River

Partially Treated (MG)	Dilute Raw Sewage (MG)
	0.028

Cause: Combined stormwater and sewage. CSO was due to rianfall. Discharge was not disinfected. Only the surface water was impacted.
EGLE Action: Long-term Control Program

MG = million gallons
CSO Discharges are as a result of wet weather. Dry weather CSO discharges are classified as SSOs.

MICHIGAN DEPARTMENT OF ENVIRONMENT, GREAT LAKES, AND ENERGY

Combined Sewer Overflow Detail Report
January 1 - December 31, 2019

Lansing WWTP

Submission ID. **HNR-EPNJ-8A6JQ**
Permit **MI0023400**
Outfall **016**

Start Day	Start Time	End Day	End Time
7/21/2019	4:00:00 AM	7/21/2019	11:45:00 AM

Rain(in.) = 0.33
Waterbody: Grand River

Partially Treated (MG)	Dilute Raw Sewage (MG)
	0.109

Cause: Combined stormwater and sewage. CSO was due to rianfall. Discharge was not disinfected. Only the surface water was impacted.
EGLE Action: Long-term Control Program

Lansing WWTP

Submission ID. **HNR-EPNJ-8A6JQ**
Permit **MI0023400**
Outfall **024**

Start Day	Start Time	End Day	End Time
7/21/2019	4:00:00 AM	7/21/2019	12:00:00 PM

Rain(in.) = 0.33
Waterbody: Grand River

Partially Treated (MG)	Dilute Raw Sewage (MG)
	0.300

Cause: Combined stormwater and sewage. CSO was due to rianfall. Discharge was not disinfected. Only the surface water was impacted.
EGLE Action: Long-term Control Program

Lansing WWTP

Submission ID. **HNR-EPNJ-8A6JQ**
Permit **MI0023400**
Outfall **026**

Start Day	Start Time	End Day	End Time
7/21/2019	4:00:00 AM	7/21/2019	11:30:00 AM

Rain(in.) = 0.33
Waterbody: Red Cedar River

Partially Treated (MG)	Dilute Raw Sewage (MG)
	0.074

Cause: Combined stormwater and sewage. CSO was due to rianfall. Discharge was not disinfected. Only the surface water was impacted.
EGLE Action: Long-term Control Program

MG = million gallons
CSO Discharges are as a result of wet weather. Dry weather CSO discharges are classified as SSOs.

MICHIGAN DEPARTMENT OF ENVIRONMENT, GREAT LAKES, AND ENERGY

Combined Sewer Overflow Detail Report
January 1 - December 31, 2019

Lansing WWTP

Submission ID. **HNR-EPNJ-8A6JQ**
Permit **MI0023400**
Outfall **032**

Start Day	Start Time	End Day	End Time
7/21/2019	4:00:00 AM	7/21/2019	1:00:00 PM

Rain(in.) = 0.33
Waterbody: Red Cedar River

Partially Treated (MG)	Dilute Raw Sewage (MG)
	0.013

Cause: Combined stormwater and sewage. CSO was due to rianfall. Discharge was not disinfected. Only the surface water was impacted.
EGLE Action: Long-term Control Program

Lansing WWTP

Submission ID. **HNR-EPNJ-8A6JQ**
Permit **MI0023400**
Outfall **046**

Start Day	Start Time	End Day	End Time
7/21/2019	4:00:00 AM	7/21/2019	11:00:00 AM

Rain(in.) = 0.33
Waterbody: Grand River

Partially Treated (MG)	Dilute Raw Sewage (MG)
	0.043

Cause: Combined stormwater and sewage. CSO was due to rianfall. Discharge was not disinfected. Only the surface water was impacted.
EGLE Action: Long-term Control Program

Lansing WWTP

Submission ID. **HNR-EPNJ-8A6JQ**
Permit **MI0023400**
Outfall **015**

Start Day	Start Time	End Day	End Time
7/21/2019	4:15:00 AM	7/21/2019	12:45:00 PM

Rain(in.) = 0.33
Waterbody: Grand River

Partially Treated (MG)	Dilute Raw Sewage (MG)
	0.296

Cause: Combined stormwater and sewage. CSO was due to rianfall. Discharge was not disinfected. Only the surface water was impacted.
EGLE Action: Long-term Control Program

MG = million gallons
CSO Discharges are as a result of wet weather. Dry weather CSO discharges are classified as SSOs.

MICHIGAN DEPARTMENT OF ENVIRONMENT, GREAT LAKES, AND ENERGY

Combined Sewer Overflow Detail Report
January 1 - December 31, 2019

Lansing WWTP

Submission ID. **HNR-EPNJ-8A6JQ**
Permit **MI0023400**
Outfall **017**

Start Day	Start Time	End Day	End Time
7/21/2019	4:30:00 AM	7/21/2019	12:00:00 PM

Rain(in.) = 0.33
Waterbody: Grand River

Partially Treated (MG)
Dilute Raw Sewage (MG)
0.115

Cause: Combined stormwater and sewage. CSO was due to rianfall. Discharge was not disinfected. Only the surface water was impacted.
EGLE Action: Long-term Control Program

Lansing WWTP

Submission ID. **HNR-EPNJ-8A6JQ**
Permit **MI0023400**
Outfall **021**

Start Day	Start Time	End Day	End Time
7/21/2019	4:30:00 AM	7/21/2019	11:45:00 AM

Rain(in.) = 0.33
Waterbody: Grand River

Partially Treated (MG)
Dilute Raw Sewage (MG)
0.065

Cause: Combined stormwater and sewage. CSO was due to rianfall. Discharge was not disinfected. Only the surface water was impacted.
EGLE Action: Long-term Control Program

Lansing WWTP

Submission ID. **HNR-EPNJ-8A6JQ**
Permit **MI0023400**
Outfall **012**

Start Day	Start Time	End Day	End Time
7/21/2019	4:45:00 AM	7/21/2019	12:30:00 PM

Rain(in.) = 0.33
Waterbody: Grand River

Partially Treated (MG)
Dilute Raw Sewage (MG)
0.184

Cause: Combined stormwater and sewage. CSO was due to rianfall. Discharge was not disinfected. Only the surface water was impacted.
EGLE Action: Long-term Control Program

MG = million gallons
CSO Discharges are as a result of wet weather. Dry weather CSO discharges are classified as SSOs.

MICHIGAN DEPARTMENT OF ENVIRONMENT, GREAT LAKES, AND ENERGY

Combined Sewer Overflow Detail Report
January 1 - December 31, 2019

Lansing WWTP

Submission ID. **HNR-EPNJ-8A6JQ**
Permit **MI0023400**
Outfall **022**

Start Day	Start Time	End Day	End Time
7/21/2019	4:45:00 AM	7/21/2019	1:00:00 PM

Rain(in.) = 0.33
Waterbody: Grand River

Partially Treated (MG)	Dilute Raw Sewage (MG)
	0.614

Cause: Combined stormwater and sewage. CSO was due to rianfall. Discharge was not disinfected. Only the surface water was impacted.
EGLE Action: Long-term Control Program

Lansing WWTP

Submission ID. **HNR-EPNJ-8A6JQ**
Permit **MI0023400**
Outfall **034**

Start Day	Start Time	End Day	End Time
7/21/2019	4:45:00 AM	7/21/2019	12:30:00 PM

Rain(in.) = 0.33
Waterbody: Grand River

Partially Treated (MG)	Dilute Raw Sewage (MG)
	0.763

Cause: Combined stormwater and sewage. CSO was due to rianfall. Discharge was not disinfected. Only the surface water was impacted.
EGLE Action: Long-term Control Program

Lansing WWTP

Submission ID. **HNR-EPNJ-8A6JQ**
Permit **MI0023400**
Outfall **019**

Start Day	Start Time	End Day	End Time
7/21/2019	5:00:00 AM	7/21/2019	9:00:00 AM

Rain(in.) = 0.33
Waterbody: Grand River

Partially Treated (MG)	Dilute Raw Sewage (MG)
	0.136

Cause: Combined stormwater and sewage. CSO was due to rianfall. Discharge was not disinfected. Only the surface water was impacted.
EGLE Action: Long-term Control Program

MG = million gallons
CSO Discharges are as a result of wet weather. Dry weather CSO discharges are classified as SSOs.

MICHIGAN DEPARTMENT OF ENVIRONMENT, GREAT LAKES, AND ENERGY

Combined Sewer Overflow Detail Report
January 1 - December 31, 2019

Lansing WWTP

Submission ID. **HNR-NR5B-9996P**
Permit **MI0023400**
Outfall **009**

Start Day	Start Time	End Day	End Time
7/29/2019	2:00:00 PM	7/29/2019	7:45:00 PM

Rain(in.) = 0.25
Waterbody: Grand River

Partially Treated (MG)	Dilute Raw Sewage (MG)
	0.104

Cause: Combined stormwater and sewage. CSO was due to rainfall. Discharge was not disinfected. Only the surface water was impacted.
EGLE Action: Long-term Control Program

Lansing WWTP

Submission ID. **HNR-NR5B-9996P**
Permit **MI0023400**
Outfall **011**

Start Day	Start Time	End Day	End Time
7/29/2019	2:00:00 PM	7/29/2019	7:15:00 PM

Rain(in.) = 0.25
Waterbody: Grand River

Partially Treated (MG)	Dilute Raw Sewage (MG)
	0.020

Cause: Combined stormwater and sewage. CSO was due to rainfall. Discharge was not disinfected. Only the surface water was impacted.
EGLE Action: Long-term Control Program

Lansing WWTP

Submission ID. **HNR-NR5B-9996P**
Permit **MI0023400**
Outfall **016**

Start Day	Start Time	End Day	End Time
7/29/2019	2:00:00 PM	7/29/2019	8:00:00 PM

Rain(in.) = 0.25
Waterbody: Grand River

Partially Treated (MG)	Dilute Raw Sewage (MG)
	0.079

Cause: Combined stormwater and sewage. CSO was due to rainfall. Discharge was not disinfected. Only the surface water was impacted.
EGLE Action: Long-term Control Program

MG = million gallons
CSO Discharges are as a result of wet weather. Dry weather CSO discharges are classified as SSOs.

MICHIGAN DEPARTMENT OF ENVIRONMENT, GREAT LAKES, AND ENERGY

Combined Sewer Overflow Detail Report
January 1 - December 31, 2019

Lansing WWTP

Submission ID. **HNR-NR5B-9996P**
Permit **MI0023400**
Outfall **024**

Start Day	Start Time	End Day	End Time
7/29/2019	2:00:00 PM	7/29/2019	8:00:00 PM

Rain(in.) = 0.25
Waterbody: Grand River

Partially Treated (MG)	Dilute Raw Sewage (MG)
	0.216

Cause: Combined stormwater and sewage. CSO was due to rainfall. Discharge was not disinfected. Only the surface water was impacted.
EGLE Action: Long-term Control Program

Lansing WWTP

Submission ID. **HNR-NR5B-9996P**
Permit **MI0023400**
Outfall **026**

Start Day	Start Time	End Day	End Time
7/29/2019	2:00:00 PM	7/29/2019	7:30:00 PM

Rain(in.) = 0.25
Waterbody: Red Cedar River

Partially Treated (MG)	Dilute Raw Sewage (MG)
	0.053

Cause: Combined stormwater and sewage. CSO was due to rainfall. Discharge was not disinfected. Only the surface water was impacted.
EGLE Action: Long-term Control Program

Lansing WWTP

Submission ID. **HNR-NR5B-9996P**
Permit **MI0023400**
Outfall **032**

Start Day	Start Time	End Day	End Time
7/29/2019	2:00:00 PM	7/29/2019	9:30:00 PM

Rain(in.) = 0.25
Waterbody: Red Cedar River

Partially Treated (MG)	Dilute Raw Sewage (MG)
	0.010

Cause: Combined stormwater and sewage. CSO was due to rainfall. Discharge was not disinfected. Only the surface water was impacted.
EGLE Action: Long-term Control Program

MG = million gallons
CSO Discharges are as a result of wet weather. Dry weather CSO discharges are classified as SSOs.

MICHIGAN DEPARTMENT OF ENVIRONMENT, GREAT LAKES, AND ENERGY

Combined Sewer Overflow Detail Report
January 1 - December 31, 2019

Lansing WWTP

Submission ID. **HNR-NR5B-9996P**
Permit **MI0023400**
Outfall **046**

Start Day	Start Time	End Day	End Time
7/29/2019	2:00:00 PM	7/29/2019	7:00:00 PM

Rain(in.) = 0.25
Waterbody: Grand River

Partially Treated (MG)	Dilute Raw Sewage (MG)
	0.031

Cause: Combined stormwater and sewage. CSO was due to rainfall. Discharge was not disinfected. Only the surface water was impacted.
EGLE Action: Long-term Control Program

Lansing WWTP

Submission ID. **HNR-NR5B-9996P**
Permit **MI0023400**
Outfall **015**

Start Day	Start Time	End Day	End Time
7/29/2019	2:15:00 PM	7/29/2019	9:00:00 PM

Rain(in.) = 0.25
Waterbody: Grand River

Partially Treated (MG)	Dilute Raw Sewage (MG)
	0.215

Cause: Combined stormwater and sewage. CSO was due to rainfall. Discharge was not disinfected. Only the surface water was impacted.
EGLE Action: Long-term Control Program

Lansing WWTP

Submission ID. **HNR-NR5B-9996P**
Permit **MI0023400**
Outfall **017**

Start Day	Start Time	End Day	End Time
7/29/2019	2:15:00 PM	7/29/2019	8:00:00 PM

Rain(in.) = 0.25
Waterbody: Grand River

Partially Treated (MG)	Dilute Raw Sewage (MG)
	0.083

Cause: Combined stormwater and sewage. CSO was due to rainfall. Discharge was not disinfected. Only the surface water was impacted.
EGLE Action: Long-term Control Program

MG = million gallons
CSO Discharges are as a result of wet weather. Dry weather CSO discharges are classified as SSOs.

MICHIGAN DEPARTMENT OF ENVIRONMENT, GREAT LAKES, AND ENERGY

Combined Sewer Overflow Detail Report
January 1 - December 31, 2019

Lansing WWTP

Submission ID. **HNR-NR5B-9996P**
Permit **MI0023400**
Outfall **021**

Start Day	Start Time	End Day	End Time
7/29/2019	2:15:00 PM	7/29/2019	7:45:00 PM

Rain(in.) = 0.25
Waterbody: Grand River

Partially Treated (MG)	Dilute Raw Sewage (MG)
	0.047

Cause: Combined stormwater and sewage. CSO was due to rainfall. Discharge was not disinfected. Only the surface water was impacted.
EGLE Action: Long-term Control Program

Lansing WWTP

Submission ID. **HNR-NR5B-9996P**
Permit **MI0023400**
Outfall **034**

Start Day	Start Time	End Day	End Time
7/29/2019	2:15:00 PM	7/29/2019	8:45:00 PM

Rain(in.) = 0.25
Waterbody: Grand River

Partially Treated (MG)	Dilute Raw Sewage (MG)
	0.548

Cause: Combined stormwater and sewage. CSO was due to rainfall. Discharge was not disinfected. Only the surface water was impacted.
EGLE Action: Long-term Control Program

Lansing WWTP

Submission ID. **HNR-NR5B-9996P**
Permit **MI0023400**
Outfall **012**

Start Day	Start Time	End Day	End Time
7/29/2019	2:30:00 PM	7/29/2019	8:30:00 PM

Rain(in.) = 0.25
Waterbody: Grand River

Partially Treated (MG)	Dilute Raw Sewage (MG)
	0.133

Cause: Combined stormwater and sewage. CSO was due to rainfall. Discharge was not disinfected. Only the surface water was impacted.
EGLE Action: Long-term Control Program

MG = million gallons
CSO Discharges are as a result of wet weather. Dry weather CSO discharges are classified as SSOs.

MICHIGAN DEPARTMENT OF ENVIRONMENT, GREAT LAKES, AND ENERGY

Combined Sewer Overflow Detail Report
January 1 - December 31, 2019

Lansing WWTP

Submission ID. **HNR-NR5B-9996P**
Permit **MI0023400**
Outfall **019**

Start Day	Start Time	End Day	End Time
7/29/2019	2:30:00 PM	7/29/2019	7:00:00 PM

Rain(in.) = 0.25
Waterbody: Grand River

Partially Treated (MG)	Dilute Raw Sewage (MG)
	0.086

Cause: Combined stormwater and sewage. CSO was due to rainfall. Discharge was not disinfected. Only the surface water was impacted.
EGLE Action: Long-term Control Program

Lansing WWTP

Submission ID. **HNR-NR5B-9996P**
Permit **MI0023400**
Outfall **022**

Start Day	Start Time	End Day	End Time
7/29/2019	2:30:00 PM	7/29/2019	9:30:00 PM

Rain(in.) = 0.25
Waterbody: Grand River

Partially Treated (MG)	Dilute Raw Sewage (MG)
	0.432

Cause: Combined stormwater and sewage. CSO was due to rainfall. Discharge was not disinfected. Only the surface water was impacted.
EGLE Action: Long-term Control Program

Lansing WWTP

Submission ID. **HNS-BQ67-EV8KA**
Permit **MI0023400**
Outfall **011**

Start Day	Start Time	End Day	End Time
8/26/2019	3:00:00 PM	8/27/2019	3:30:00 AM

Rain(in.) = 0.58
Waterbody: Grand River

Partially Treated (MG)	Dilute Raw Sewage (MG)
	0.053

Cause: Combined stormwater and sewage. CSO was due to rainfall. Discharge was not disinfected. Only the surface water was impacted.
EGLE Action: Long-term Control Program

MG = million gallons
CSO Discharges are as a result of wet weather. Dry weather CSO discharges are classified as SSOs.

MICHIGAN DEPARTMENT OF ENVIRONMENT, GREAT LAKES, AND ENERGY

Combined Sewer Overflow Detail Report
January 1 - December 31, 2019

Lansing WWTP

Submission ID. **HNS-BQ67-EV8KA**
Permit **MI0023400**
Outfall **016**

Start Day	Start Time	End Day	End Time
8/26/2019	3:00:00 PM	8/27/2019	4:30:00 AM

Rain(in.) = 0.58
Waterbody: Grand River

Partially Treated (MG)
Dilute Raw Sewage (MG)
0.207

Cause: Combined stormwater and sewage. CSO was due to rainfall. Discharge was not disinfected. Only the surface water was impacted.
EGLE Action: Long-term Control Program

Lansing WWTP

Submission ID. **HNS-BQ67-EV8KA**
Permit **MI0023400**
Outfall **024**

Start Day	Start Time	End Day	End Time
8/26/2019	3:00:00 PM	8/27/2019	4:00:00 AM

Rain(in.) = 0.58
Waterbody: Grand River

Partially Treated (MG)
Dilute Raw Sewage (MG)
0.569

Cause: Combined stormwater and sewage. CSO was due to rainfall. Discharge was not disinfected. Only the surface water was impacted.
EGLE Action: Long-term Control Program

Lansing WWTP

Submission ID. **HNS-BQ67-EV8KA**
Permit **MI0023400**
Outfall **026**

Start Day	Start Time	End Day	End Time
8/26/2019	3:00:00 PM	8/27/2019	4:00:00 AM

Rain(in.) = 0.58
Waterbody: Red Cedar River

Partially Treated (MG)
Dilute Raw Sewage (MG)
0.140

Cause: Combined stormwater and sewage. CSO was due to rainfall. Discharge was not disinfected. Only the surface water was impacted.
EGLE Action: Long-term Control Program

MG = million gallons
CSO Discharges are as a result of wet weather. Dry weather CSO discharges are classified as SSOs.

MICHIGAN DEPARTMENT OF ENVIRONMENT, GREAT LAKES, AND ENERGY

Combined Sewer Overflow Detail Report
January 1 - December 31, 2019

Lansing WWTP

Submission ID. **HNS-BQ67-EV8KA**
Permit **MI0023400**
Outfall **046**

Start Day	Start Time	End Day	End Time
8/26/2019	3:00:00 PM	8/27/2019	4:00:00 AM

Rain(in.) = 0.58
Waterbody: Grand River

Partially Treated (MG)
Dilute Raw Sewage (MG)
0.082

Cause: Combined stormwater and sewage. CSO was due to rainfall. Discharge was not disinfected. Only the surface water was impacted.
EGLE Action: Long-term Control Program

Lansing WWTP

Submission ID. **HNS-BQ67-EV8KA**
Permit **MI0023400**
Outfall **009**

Start Day	Start Time	End Day	End Time
8/26/2019	3:15:00 PM	8/27/2019	4:15:00 AM

Rain(in.) = 0.58
Waterbody: Grand River

Partially Treated (MG)
Dilute Raw Sewage (MG)
0.283

Cause: Combined stormwater and sewage. CSO was due to rainfall. Discharge was not disinfected. Only the surface water was impacted.
EGLE Action: Long-term Control Program

Lansing WWTP

Submission ID. **HNS-BQ67-EV8KA**
Permit **MI0023400**
Outfall **015**

Start Day	Start Time	End Day	End Time
8/26/2019	3:30:00 PM	8/27/2019	5:30:00 AM

Rain(in.) = 0.58
Waterbody: Grand River

Partially Treated (MG)
Dilute Raw Sewage (MG)
0.570

Cause: Combined stormwater and sewage. CSO was due to rainfall. Discharge was not disinfected. Only the surface water was impacted.
EGLE Action: Long-term Control Program

MG = million gallons
CSO Discharges are as a result of wet weather. Dry weather CSO discharges are classified as SSOs.

MICHIGAN DEPARTMENT OF ENVIRONMENT, GREAT LAKES, AND ENERGY

Combined Sewer Overflow Detail Report
January 1 - December 31, 2019

Lansing WWTP

Submission ID. **HNS-BQ67-EV8KA**
Permit **MI0023400**
Outfall **017**

Start Day	Start Time	End Day	End Time
8/26/2019	3:30:00 PM	8/27/2019	4:30:00 AM

Rain(in.) = 0.58
Waterbody: Grand River

Partially Treated (MG)	Dilute Raw Sewage (MG)
	0.221

Cause: Combined stormwater and sewage. CSO was due to rainfall. Discharge was not disinfected. Only the surface water was impacted.
EGLE Action: Long-term Control Program

Lansing WWTP

Submission ID. **HNS-BQ67-EV8KA**
Permit **MI0023400**
Outfall **021**

Start Day	Start Time	End Day	End Time
8/26/2019	3:30:00 PM	8/27/2019	4:00:00 AM

Rain(in.) = 0.58
Waterbody: Grand River

Partially Treated (MG)	Dilute Raw Sewage (MG)
	0.127

Cause: Combined stormwater and sewage. CSO was due to rainfall. Discharge was not disinfected. Only the surface water was impacted.
EGLE Action: Long-term Control Program

Lansing WWTP

Submission ID. **HNS-BQ67-EV8KA**
Permit **MI0023400**
Outfall **022**

Start Day	Start Time	End Day	End Time
8/26/2019	3:45:00 PM	8/27/2019	6:15:00 AM

Rain(in.) = 0.58
Waterbody: Grand River

Partially Treated (MG)	Dilute Raw Sewage (MG)
	1.189

Cause: Combined stormwater and sewage. CSO was due to rainfall. Discharge was not disinfected. Only the surface water was impacted.
EGLE Action: Long-term Control Program

MG = million gallons
CSO Discharges are as a result of wet weather. Dry weather CSO discharges are classified as SSOs.

MICHIGAN DEPARTMENT OF ENVIRONMENT, GREAT LAKES, AND ENERGY

Combined Sewer Overflow Detail Report
January 1 - December 31, 2019

Lansing WWTP

Submission ID. **HNS-BQ67-EV8KA**
Permit **MI0023400**
Outfall **034**

Start Day	Start Time	End Day	End Time
8/26/2019	3:45:00 PM	8/27/2019	5:00:00 AM

Rain(in.) = 0.58
Waterbody: Grand River

Partially Treated (MG)	Dilute Raw Sewage (MG)
	1.481

Cause: Combined stormwater and sewage. CSO was due to rainfall. Discharge was not disinfected. Only the surface water was impacted.
EGLE Action: Long-term Control Program

Lansing WWTP

Submission ID. **HNS-BQ67-EV8KA**
Permit **MI0023400**
Outfall **012**

Start Day	Start Time	End Day	End Time
8/26/2019	4:00:00 PM	8/27/2019	5:00:00 AM

Rain(in.) = 0.58
Waterbody: Grand River

Partially Treated (MG)	Dilute Raw Sewage (MG)
	0.353

Cause: Combined stormwater and sewage. CSO was due to rainfall. Discharge was not disinfected. Only the surface water was impacted.
EGLE Action: Long-term Control Program

Lansing WWTP

Submission ID. **HNS-BQ67-EV8KA**
Permit **MI0023400**
Outfall **019**

Start Day	Start Time	End Day	End Time
8/26/2019	4:00:00 PM	8/27/2019	3:30:00 AM

Rain(in.) = 0.58
Waterbody: Grand River

Partially Treated (MG)	Dilute Raw Sewage (MG)
	0.299

Cause: Combined stormwater and sewage. CSO was due to rainfall. Discharge was not disinfected. Only the surface water was impacted.
EGLE Action: Long-term Control Program

MG = million gallons
CSO Discharges are as a result of wet weather. Dry weather CSO discharges are classified as SSOs.

MICHIGAN DEPARTMENT OF ENVIRONMENT, GREAT LAKES, AND ENERGY

Combined Sewer Overflow Detail Report
January 1 - December 31, 2019

Lansing WWTP

Submission ID. **HNS-BQ67-EV8KA**
Permit **MI0023400**
Outfall **032**

Start Day	Start Time	End Day	End Time
8/26/2019	4:00:00 PM	8/27/2019	6:15:00 AM

Rain(in.) = 0.58
Waterbody: Red Cedar River

Partially Treated (MG)	Dilute Raw Sewage (MG)
	0.024

Cause: Combined stormwater and sewage. CSO was due to rainfall. Discharge was not disinfected. Only the surface water was impacted.
EGLE Action: Long-term Control Program

Lansing WWTP

Submission ID. **HNS-BQ67-EV8KA**
Permit **MI0023400**
Outfall **008**

Start Day	Start Time	End Day	End Time
8/27/2019	1:15:00 AM	8/27/2019	2:15:00 AM

Rain(in.) = 0.58
Waterbody: Grand River

Partially Treated (MG)	Dilute Raw Sewage (MG)
	0.090

Cause: Combined stormwater and sewage. CSO was due to rainfall. Discharge was not disinfected. Only the surface water was impacted.
EGLE Action: Long-term Control Program

Lansing WWTP

Submission ID. **HNS-D92T-S807K**
Permit **MI0023400**
Outfall **009**

Start Day	Start Time	End Day	End Time
8/29/2019	9:00:00 PM	8/30/2019	12:15:00 AM

Rain(in.) = 0.58
Waterbody: Grand River

Partially Treated (MG)	Dilute Raw Sewage (MG)
	0.314

Cause: Combined stormwater and sewage. CSO was due to rainfall. Discharge was not disinfected. Only the surface water was impacted.
EGLE Action: Long-term Control Program

MG = million gallons
CSO Discharges are as a result of wet weather. Dry weather CSO discharges are classified as SSOs.

MICHIGAN DEPARTMENT OF ENVIRONMENT, GREAT LAKES, AND ENERGY

Combined Sewer Overflow Detail Report
January 1 - December 31, 2019

Lansing WWTP

Submission ID. **HNS-D92T-S807K**
Permit **MI0023400**
Outfall **011**

Start Day	Start Time	End Day	End Time
8/29/2019	9:00:00 PM	8/29/2019	11:45:00 PM

Rain(in.) = 0.58
Waterbody: Grand River

Partially Treated (MG)	Dilute Raw Sewage (MG)
	0.058

Cause: Combined stormwater and sewage. CSO was due to rainfall. Discharge was not disinfected. Only the surface water was impacted.
EGLE Action: Long-term Control Program

Lansing WWTP

Submission ID. **HNS-D92T-S807K**
Permit **MI0023400**
Outfall **016**

Start Day	Start Time	End Day	End Time
8/29/2019	9:00:00 PM	8/30/2019	12:45:00 AM

Rain(in.) = 0.58
Waterbody: Grand River

Partially Treated (MG)	Dilute Raw Sewage (MG)
	0.225

Cause: Combined stormwater and sewage. CSO was due to rainfall. Discharge was not disinfected. Only the surface water was impacted.
EGLE Action: Long-term Control Program

Lansing WWTP

Submission ID. **HNS-D92T-S807K**
Permit **MI0023400**
Outfall **024**

Start Day	Start Time	End Day	End Time
8/29/2019	9:00:00 PM	8/30/2019	1:00:00 AM

Rain(in.) = 0.58
Waterbody: Grand River

Partially Treated (MG)	Dilute Raw Sewage (MG)
	0.698

Cause: Combined stormwater and sewage. CSO was due to rainfall. Discharge was not disinfected. Only the surface water was impacted.
EGLE Action: Long-term Control Program

MG = million gallons
CSO Discharges are as a result of wet weather. Dry weather CSO discharges are classified as SSOs.

MICHIGAN DEPARTMENT OF ENVIRONMENT, GREAT LAKES, AND ENERGY

Combined Sewer Overflow Detail Report
January 1 - December 31, 2019

Lansing WWTP

Submission ID. **HNS-D92T-S807K**
Permit **MI0023400**
Outfall **026**

Start Day	Start Time	End Day	End Time
8/29/2019	9:00:00 PM	8/30/2019	12:15:00 AM

Rain(in.) = 0.58
Waterbody: Red Cedar River

Partially Treated (MG)	Dilute Raw Sewage (MG)
	0.154

Cause: Combined stormwater and sewage. CSO was due to rainfall. Discharge was not disinfected. Only the surface water was impacted.
EGLE Action: Long-term Control Program

Lansing WWTP

Submission ID. **HNS-D92T-S807K**
Permit **MI0023400**
Outfall **032**

Start Day	Start Time	End Day	End Time
8/29/2019	9:00:00 PM	8/30/2019	3:00:00 AM

Rain(in.) = 0.58
Waterbody: Red Cedar River

Partially Treated (MG)	Dilute Raw Sewage (MG)
	0.025

Cause: Combined stormwater and sewage. CSO was due to rainfall. Discharge was not disinfected. Only the surface water was impacted.
EGLE Action: Long-term Control Program

Lansing WWTP

Submission ID. **HNS-D92T-S807K**
Permit **MI0023400**
Outfall **046**

Start Day	Start Time	End Day	End Time
8/29/2019	9:00:00 PM	8/30/2019	12:00:00 AM

Rain(in.) = 0.58
Waterbody: Grand River

Partially Treated (MG)	Dilute Raw Sewage (MG)
	0.106

Cause: Combined stormwater and sewage. CSO was due to rainfall. Discharge was not disinfected. Only the surface water was impacted.
EGLE Action: Long-term Control Program

MG = million gallons
CSO Discharges are as a result of wet weather. Dry weather CSO discharges are classified as SSOs.

MICHIGAN DEPARTMENT OF ENVIRONMENT, GREAT LAKES, AND ENERGY

Combined Sewer Overflow Detail Report
January 1 - December 31, 2019

Lansing WWTP

Submission ID. **HNS-D92T-S807K**
Permit **MI0023400**
Outfall **015**

Start Day	Start Time	End Day	End Time
8/29/2019	9:15:00 PM	8/30/2019	1:30:00 AM

Rain(in.) = 0.58
Waterbody: Grand River

Partially Treated (MG)	Dilute Raw Sewage (MG)
	0.483

Cause: Combined stormwater and sewage. CSO was due to rainfall. Discharge was not disinfected. Only the surface water was impacted.
EGLE Action: Long-term Control Program

Lansing WWTP

Submission ID. **HNS-D92T-S807K**
Permit **MI0023400**
Outfall **017**

Start Day	Start Time	End Day	End Time
8/29/2019	9:15:00 PM	8/30/2019	12:45:00 AM

Rain(in.) = 0.58
Waterbody: Grand River

Partially Treated (MG)	Dilute Raw Sewage (MG)
	0.241

Cause: Combined stormwater and sewage. CSO was due to rainfall. Discharge was not disinfected. Only the surface water was impacted.
EGLE Action: Long-term Control Program

Lansing WWTP

Submission ID. **HNS-D92T-S807K**
Permit **MI0023400**
Outfall **021**

Start Day	Start Time	End Day	End Time
8/29/2019	9:15:00 PM	8/30/2019	12:15:00 AM

Rain(in.) = 0.58
Waterbody: Grand River

Partially Treated (MG)	Dilute Raw Sewage (MG)
	0.139

Cause: Combined stormwater and sewage. CSO was due to rainfall. Discharge was not disinfected. Only the surface water was impacted.
EGLE Action: Long-term Control Program

MG = million gallons
CSO Discharges are as a result of wet weather. Dry weather CSO discharges are classified as SSOs.

MICHIGAN DEPARTMENT OF ENVIRONMENT, GREAT LAKES, AND ENERGY

Combined Sewer Overflow Detail Report
January 1 - December 31, 2019

Lansing WWTP

Submission ID. **HNS-D92T-S807K**
Permit **MI0023400**
Outfall **022**

Start Day	Start Time	End Day	End Time
8/29/2019	9:15:00 PM	8/30/2019	3:00:00 AM

Rain(in.) = 0.58
Waterbody: Grand River

Partially Treated (MG)	Dilute Raw Sewage (MG)
	1.324

Cause: Combined stormwater and sewage. CSO was due to rainfall. Discharge was not disinfected. Only the surface water was impacted.
EGLE Action: Long-term Control Program

Lansing WWTP

Submission ID. **HNS-D92T-S807K**
Permit **MI0023400**
Outfall **034**

Start Day	Start Time	End Day	End Time
8/29/2019	9:15:00 PM	8/30/2019	1:30:00 AM

Rain(in.) = 0.58
Waterbody: Grand River

Partially Treated (MG)	Dilute Raw Sewage (MG)
	1.630

Cause: Combined stormwater and sewage. CSO was due to rainfall. Discharge was not disinfected. Only the surface water was impacted.
EGLE Action: Long-term Control Program

Lansing WWTP

Submission ID. **HNS-D92T-S807K**
Permit **MI0023400**
Outfall **012**

Start Day	Start Time	End Day	End Time
8/29/2019	9:30:00 PM	8/30/2019	1:15:00 AM

Rain(in.) = 0.58
Waterbody: Grand River

Partially Treated (MG)	Dilute Raw Sewage (MG)
	0.387

Cause: Combined stormwater and sewage. CSO was due to rainfall. Discharge was not disinfected. Only the surface water was impacted.
EGLE Action: Long-term Control Program

MG = million gallons
CSO Discharges are as a result of wet weather. Dry weather CSO discharges are classified as SSOs.

MICHIGAN DEPARTMENT OF ENVIRONMENT, GREAT LAKES, AND ENERGY

Combined Sewer Overflow Detail Report
January 1 - December 31, 2019

Lansing WWTP

Submission ID. **HNS-D92T-S807K**
Permit **MI0023400**
Outfall **019**

Start Day	Start Time	End Day	End Time
8/29/2019	9:30:00 PM	8/30/2019	12:00:00 AM

Rain(in.) = 0.58
Waterbody: Grand River

Partially Treated (MG)	Dilute Raw Sewage (MG)
	0.370

Cause: Combined stormwater and sewage. CSO was due to rainfall. Discharge was not disinfected. Only the surface water was impacted.
EGLE Action: Long-term Control Program

Lansing WWTP

Submission ID. **HNS-D92T-S807K**
Permit **MI0023400**
Outfall **008**

Start Day	Start Time	End Day	End Time
8/29/2019	10:00:00 PM	8/29/2019	11:15:00 PM

Rain(in.) = 0.58
Waterbody: Grand River

Partially Treated (MG)	Dilute Raw Sewage (MG)
	0.446

Cause: Combined stormwater and sewage. CSO was due to rainfall. Discharge was not disinfected. Only the surface water was impacted.
EGLE Action: Long-term Control Program

Lansing WWTP

Submission ID. **HNS-D92T-S807K**
Permit **MI0023400**
Outfall **014**

Start Day	Start Time	End Day	End Time
8/29/2019	10:15:00 PM	8/29/2019	11:30:00 PM

Rain(in.) = 0.58
Waterbody: Grand River

Partially Treated (MG)	Dilute Raw Sewage (MG)
	0.137

Cause: Combined stormwater and sewage. CSO was due to rainfall. Discharge was not disinfected. Only the surface water was impacted.
EGLE Action: Long-term Control Program

MG = million gallons
CSO Discharges are as a result of wet weather. Dry weather CSO discharges are classified as SSOs.

MICHIGAN DEPARTMENT OF ENVIRONMENT, GREAT LAKES, AND ENERGY

Combined Sewer Overflow Detail Report
January 1 - December 31, 2019

Lansing WWTP

Submission ID. **HNS-PQAA-QFSHF**
Permit **MI0023400**
Outfall **016**

Start Day	Start Time	End Day	End Time
9/10/2019	11:00:00 AM	9/10/2019	2:30:00 PM

Rain(in.) = 0.18
Waterbody: Grand River

Partially Treated (MG)	Dilute Raw Sewage (MG)
	0.054

Cause: Combined stormwater and sewage. CSO was due to rainfall. Discharge was not disinfected. Only the surface water was impacted.
EGLE Action: Long-term Control Program

Lansing WWTP

Submission ID. **HNS-PQAA-QFSHF**
Permit **MI0023400**
Outfall **024**

Start Day	Start Time	End Day	End Time
9/10/2019	11:00:00 AM	9/10/2019	3:00:00 PM

Rain(in.) = 0.18
Waterbody: Grand River

Partially Treated (MG)	Dilute Raw Sewage (MG)
	0.147

Cause: Combined stormwater and sewage. CSO was due to rainfall. Discharge was not disinfected. Only the surface water was impacted.
EGLE Action: Long-term Control Program

Lansing WWTP

Submission ID. **HNS-PQAA-QFSHF**
Permit **MI0023400**
Outfall **026**

Start Day	Start Time	End Day	End Time
9/10/2019	11:00:00 AM	9/10/2019	2:15:00 PM

Rain(in.) = 0.18
Waterbody: Red Cedar River

Partially Treated (MG)	Dilute Raw Sewage (MG)
	0.037

Cause: Combined stormwater and sewage. CSO was due to rainfall. Discharge was not disinfected. Only the surface water was impacted.
EGLE Action: Long-term Control Program

MG = million gallons
CSO Discharges are as a result of wet weather. Dry weather CSO discharges are classified as SSOs.

MICHIGAN DEPARTMENT OF ENVIRONMENT, GREAT LAKES, AND ENERGY

Combined Sewer Overflow Detail Report
January 1 - December 31, 2019

Lansing WWTP

Submission ID. **HNS-PQAA-QFSHF**
Permit **MI0023400**
Outfall **032**

Start Day	Start Time	End Day	End Time
9/10/2019	11:00:00 AM	9/10/2019	4:30:00 PM

Rain(in.) = 0.18
Waterbody: Red Cedar River

Partially Treated (MG)	Dilute Raw Sewage (MG)
	0.007

Cause: Combined stormwater and sewage. CSO was due to rainfall. Discharge was not disinfected. Only the surface water was impacted.
EGLE Action: Long-term Control Program

Lansing WWTP

Submission ID. **HNS-PQAA-QFSHF**
Permit **MI0023400**
Outfall **046**

Start Day	Start Time	End Day	End Time
9/10/2019	11:00:00 AM	9/10/2019	2:00:00 PM

Rain(in.) = 0.18
Waterbody: Grand River

Partially Treated (MG)	Dilute Raw Sewage (MG)
	0.021

Cause: Combined stormwater and sewage. CSO was due to rainfall. Discharge was not disinfected. Only the surface water was impacted.
EGLE Action: Long-term Control Program

Lansing WWTP

Submission ID. **HNS-PQAA-QFSHF**
Permit **MI0023400**
Outfall **011**

Start Day	Start Time	End Day	End Time
9/10/2019	11:15:00 AM	9/10/2019	1:45:00 PM

Rain(in.) = 0.18
Waterbody: Grand River

Partially Treated (MG)	Dilute Raw Sewage (MG)
	0.014

Cause: Combined stormwater and sewage. CSO was due to rainfall. Discharge was not disinfected. Only the surface water was impacted.
EGLE Action: Long-term Control Program

MG = million gallons
CSO Discharges are as a result of wet weather. Dry weather CSO discharges are classified as SSOs.

MICHIGAN DEPARTMENT OF ENVIRONMENT, GREAT LAKES, AND ENERGY

Combined Sewer Overflow Detail Report
January 1 - December 31, 2019

Lansing WWTP

Submission ID. **HNS-PQAA-QFSHF**
Permit **MI0023400**
Outfall **009**

Start Day	Start Time	End Day	End Time
9/10/2019	12:00:00 PM	9/10/2019	2:15:00 PM

Rain(in.) = 0.18
Waterbody: Grand River

Partially Treated (MG)	Dilute Raw Sewage (MG)
	0.075

Cause: Combined stormwater and sewage. CSO was due to rainfall. Discharge was not disinfected. Only the surface water was impacted.
EGLE Action: Long-term Control Program

Lansing WWTP

Submission ID. **HNS-PQAA-QFSHF**
Permit **MI0023400**
Outfall **015**

Start Day	Start Time	End Day	End Time
9/10/2019	12:00:00 PM	9/10/2019	3:30:00 PM

Rain(in.) = 0.18
Waterbody: Grand River

Partially Treated (MG)	Dilute Raw Sewage (MG)
	0.152

Cause: Combined stormwater and sewage. CSO was due to rainfall. Discharge was not disinfected. Only the surface water was impacted.
EGLE Action: Long-term Control Program

Lansing WWTP

Submission ID. **HNS-PQAA-QFSHF**
Permit **MI0023400**
Outfall **012**

Start Day	Start Time	End Day	End Time
9/10/2019	12:15:00 PM	9/10/2019	3:00:00 PM

Rain(in.) = 0.18
Waterbody: Grand River

Partially Treated (MG)	Dilute Raw Sewage (MG)
	0.093

Cause: Combined stormwater and sewage. CSO was due to rainfall. Discharge was not disinfected. Only the surface water was impacted.
EGLE Action: Long-term Control Program

MG = million gallons
CSO Discharges are as a result of wet weather. Dry weather CSO discharges are classified as SSOs.

MICHIGAN DEPARTMENT OF ENVIRONMENT, GREAT LAKES, AND ENERGY

Combined Sewer Overflow Detail Report
January 1 - December 31, 2019

Lansing WWTP

Submission ID. **HNS-PQAA-QFSHF**
Permit **MI0023400**
Outfall **017**

Start Day	Start Time	End Day	End Time
9/10/2019	12:15:00 PM	9/10/2019	2:45:00 PM

Rain(in.) = 0.18
Waterbody: Grand River

Partially Treated (MG)	Dilute Raw Sewage (MG)
	0.057

Cause: Combined stormwater and sewage. CSO was due to rainfall. Discharge was not disinfected. Only the surface water was impacted.
EGLE Action: Long-term Control Program

Lansing WWTP

Submission ID. **HNS-PQAA-QFSHF**
Permit **MI0023400**
Outfall **019**

Start Day	Start Time	End Day	End Time
9/10/2019	12:15:00 PM	9/10/2019	1:45:00 PM

Rain(in.) = 0.18
Waterbody: Grand River

Partially Treated (MG)	Dilute Raw Sewage (MG)
	0.075

Cause: Combined stormwater and sewage. CSO was due to rainfall. Discharge was not disinfected. Only the surface water was impacted.
EGLE Action: Long-term Control Program

Lansing WWTP

Submission ID. **HNS-PQAA-QFSHF**
Permit **MI0023400**
Outfall **021**

Start Day	Start Time	End Day	End Time
9/10/2019	12:15:00 PM	9/10/2019	2:00:00 PM

Rain(in.) = 0.18
Waterbody: Grand River

Partially Treated (MG)	Dilute Raw Sewage (MG)
	0.033

Cause: Combined stormwater and sewage. CSO was due to rainfall. Discharge was not disinfected. Only the surface water was impacted.
EGLE Action: Long-term Control Program

MG = million gallons
CSO Discharges are as a result of wet weather. Dry weather CSO discharges are classified as SSOs.

MICHIGAN DEPARTMENT OF ENVIRONMENT, GREAT LAKES, AND ENERGY

Combined Sewer Overflow Detail Report
January 1 - December 31, 2019

Lansing WWTP

Submission ID. **HNS-PQAA-QFSHF**
Permit **MI0023400**
Outfall **022**

Start Day	Start Time	End Day	End Time
9/10/2019	12:15:00 PM	9/10/2019	4:30:00 PM

Rain(in.) = 0.18
Waterbody: Grand River

Partially Treated (MG)	Dilute Raw Sewage (MG)
	0.298

Cause: Combined stormwater and sewage. CSO was due to rainfall. Discharge was not disinfected. Only the surface water was impacted.
EGLE Action: Long-term Control Program

Lansing WWTP

Submission ID. **HNS-PQAA-QFSHF**
Permit **MI0023400**
Outfall **034**

Start Day	Start Time	End Day	End Time
9/10/2019	12:15:00 PM	9/10/2019	3:15:00 PM

Rain(in.) = 0.18
Waterbody: Grand River

Partially Treated (MG)	Dilute Raw Sewage (MG)
	0.380

Cause: Combined stormwater and sewage. CSO was due to rainfall. Discharge was not disinfected. Only the surface water was impacted.
EGLE Action: Long-term Control Program

Lansing WWTP

Submission ID. **HNS-PQAA-QFSHF**
Permit **MI0023400**
Outfall **008**

Start Day	Start Time	End Day	End Time
9/10/2019	12:45:00 PM	9/10/2019	1:00:00 PM

Rain(in.) = 0.18
Waterbody: Grand River

Partially Treated (MG)	Dilute Raw Sewage (MG)
	0.004

Cause: Combined stormwater and sewage. CSO was due to rainfall. Discharge was not disinfected. Only the surface water was impacted.
EGLE Action: Long-term Control Program

MG = million gallons
CSO Discharges are as a result of wet weather. Dry weather CSO discharges are classified as SSOs.

MICHIGAN DEPARTMENT OF ENVIRONMENT, GREAT LAKES, AND ENERGY

Combined Sewer Overflow Detail Report
January 1 - December 31, 2019

Lansing WWTP

Submission ID. **HNS-R8QX-RW57Z**
Permit **MI0023400**
Outfall **009**

Start Day	Start Time	End Day	End Time
9/11/2019	9:00:00 PM	9/12/2019	1:15:00 AM

Rain(in.) = 0.55
Waterbody: Grand River

Partially Treated (MG)	Dilute Raw Sewage (MG)
	0.286

Cause: Combined stormwater and sewage. CSO was due to rainfall. Discharge was not disinfected. Only the surface water was impacted.
EGLE Action: Long-term Control Program

Lansing WWTP

Submission ID. **HNS-R8QX-RW57Z**
Permit **MI0023400**
Outfall **011**

Start Day	Start Time	End Day	End Time
9/11/2019	9:00:00 PM	9/12/2019	12:45:00 AM

Rain(in.) = 0.55
Waterbody: Grand River

Partially Treated (MG)	Dilute Raw Sewage (MG)
	0.286

Cause: Combined stormwater and sewage. CSO was due to rainfall. Discharge was not disinfected. Only the surface water was impacted.
EGLE Action: Long-term Control Program

Lansing WWTP

Submission ID. **HNS-R8QX-RW57Z**
Permit **MI0023400**
Outfall **015**

Start Day	Start Time	End Day	End Time
9/11/2019	9:00:00 PM	9/12/2019	2:30:00 AM

Rain(in.) = 0.55
Waterbody: Grand River

Partially Treated (MG)	Dilute Raw Sewage (MG)
	0.508

Cause: Combined stormwater and sewage. CSO was due to rainfall. Discharge was not disinfected. Only the surface water was impacted.
EGLE Action: Long-term Control Program

MG = million gallons
CSO Discharges are as a result of wet weather. Dry weather CSO discharges are classified as SSOs.

MICHIGAN DEPARTMENT OF ENVIRONMENT, GREAT LAKES, AND ENERGY

Combined Sewer Overflow Detail Report
January 1 - December 31, 2019

Lansing WWTP

Submission ID. **HNS-R8QX-RW57Z**
Permit **MI0023400**
Outfall **016**

Start Day	Start Time	End Day	End Time
9/11/2019	9:00:00 PM	9/12/2019	4:15:00 AM

Rain(in.) = 0.55
Waterbody: Grand River

Partially Treated (MG)	Dilute Raw Sewage (MG)
	0.206

Cause: Combined stormwater and sewage. CSO was due to rainfall. Discharge was not disinfected. Only the surface water was impacted.
EGLE Action: Long-term Control Program

Lansing WWTP

Submission ID. **HNS-R8QX-RW57Z**
Permit **MI0023400**
Outfall **017**

Start Day	Start Time	End Day	End Time
9/11/2019	9:00:00 PM	9/12/2019	1:45:00 AM

Rain(in.) = 0.55
Waterbody: Grand River

Partially Treated (MG)	Dilute Raw Sewage (MG)
	0.221

Cause: Combined stormwater and sewage. CSO was due to rainfall. Discharge was not disinfected. Only the surface water was impacted.
EGLE Action: Long-term Control Program

Lansing WWTP

Submission ID. **HNS-R8QX-RW57Z**
Permit **MI0023400**
Outfall **021**

Start Day	Start Time	End Day	End Time
9/11/2019	9:00:00 PM	9/12/2019	1:00:00 AM

Rain(in.) = 0.55
Waterbody: Grand River

Partially Treated (MG)	Dilute Raw Sewage (MG)
	0.127

Cause: Combined stormwater and sewage. CSO was due to rainfall. Discharge was not disinfected. Only the surface water was impacted.
EGLE Action: Long-term Control Program

MG = million gallons
CSO Discharges are as a result of wet weather. Dry weather CSO discharges are classified as SSOs.

MICHIGAN DEPARTMENT OF ENVIRONMENT, GREAT LAKES, AND ENERGY

Combined Sewer Overflow Detail Report
January 1 - December 31, 2019

Lansing WWTP

Submission ID. **HNS-R8QX-RW57Z**
Permit **MI0023400**
Outfall **022**

Start Day	Start Time	End Day	End Time
9/11/2019	9:00:00 PM	9/12/2019	3:30:00 AM

Rain(in.) = 0.55
Waterbody: Grand River

Partially Treated (MG)	Dilute Raw Sewage (MG)
	1.219

Cause: Combined stormwater and sewage. CSO was due to rainfall. Discharge was not disinfected. Only the surface water was impacted.
EGLE Action: Long-term Control Program

Lansing WWTP

Submission ID. **HNS-R8QX-RW57Z**
Permit **MI0023400**
Outfall **024**

Start Day	Start Time	End Day	End Time
9/11/2019	9:00:00 PM	9/12/2019	2:00:00 AM

Rain(in.) = 0.55
Waterbody: Grand River

Partially Treated (MG)	Dilute Raw Sewage (MG)
	0.583

Cause: Combined stormwater and sewage. CSO was due to rainfall. Discharge was not disinfected. Only the surface water was impacted.
EGLE Action: Long-term Control Program

Lansing WWTP

Submission ID. **HNS-R8QX-RW57Z**
Permit **MI0023400**
Outfall **026**

Start Day	Start Time	End Day	End Time
9/11/2019	9:00:00 PM	9/12/2019	4:00:00 AM

Rain(in.) = 0.55
Waterbody: Red Cedar River

Partially Treated (MG)	Dilute Raw Sewage (MG)
	0.140

Cause: Combined stormwater and sewage. CSO was due to rainfall. Discharge was not disinfected. Only the surface water was impacted.
EGLE Action: Long-term Control Program

MG = million gallons
CSO Discharges are as a result of wet weather. Dry weather CSO discharges are classified as SSOs.

MICHIGAN DEPARTMENT OF ENVIRONMENT, GREAT LAKES, AND ENERGY

Combined Sewer Overflow Detail Report
January 1 - December 31, 2019

Lansing WWTP

Submission ID. **HNS-R8QX-RW57Z**
Permit **MI0023400**
Outfall **032**

Start Day	Start Time	End Day	End Time
9/11/2019	9:00:00 PM	9/12/2019	3:30:00 AM

Rain(in.) = 0.55
Waterbody: Red Cedar River

Partially Treated (MG)	Dilute Raw Sewage (MG)
	0.023

Cause: Combined stormwater and sewage. CSO was due to rainfall. Discharge was not disinfected. Only the surface water was impacted.
EGLE Action: Long-term Control Program

Lansing WWTP

Submission ID. **HNS-R8QX-RW57Z**
Permit **MI0023400**
Outfall **034**

Start Day	Start Time	End Day	End Time
9/11/2019	9:00:00 PM	9/12/2019	2:15:00 AM

Rain(in.) = 0.55
Waterbody: Grand River

Partially Treated (MG)	Dilute Raw Sewage (MG)
	1.496

Cause: Combined stormwater and sewage. CSO was due to rainfall. Discharge was not disinfected. Only the surface water was impacted.
EGLE Action: Long-term Control Program

Lansing WWTP

Submission ID. **HNS-R8QX-RW57Z**
Permit **MI0023400**
Outfall **046**

Start Day	Start Time	End Day	End Time
9/11/2019	9:00:00 PM	9/12/2019	4:00:00 AM

Rain(in.) = 0.55
Waterbody: Grand River

Partially Treated (MG)	Dilute Raw Sewage (MG)
	0.085

Cause: Combined stormwater and sewage. CSO was due to rainfall. Discharge was not disinfected. Only the surface water was impacted.
EGLE Action: Long-term Control Program

MG = million gallons
CSO Discharges are as a result of wet weather. Dry weather CSO discharges are classified as SSOs.

MICHIGAN DEPARTMENT OF ENVIRONMENT, GREAT LAKES, AND ENERGY

Combined Sewer Overflow Detail Report
January 1 - December 31, 2019

Lansing WWTP

Submission ID. **HNS-R8QX-RW57Z**
Permit **MI0023400**
Outfall **008**

Start Day	Start Time	End Day	End Time
9/11/2019	9:15:00 PM	9/11/2019	10:15:00 PM

Rain(in.) = 0.55
Waterbody: Grand River

Partially Treated (MG)	Dilute Raw Sewage (MG)
	0.281

Cause: Combined stormwater and sewage. CSO was due to rainfall. Discharge was not disinfected. Only the surface water was impacted.
EGLE Action: Long-term Control Program

Lansing WWTP

Submission ID. **HNS-R8QX-RW57Z**
Permit **MI0023400**
Outfall **012**

Start Day	Start Time	End Day	End Time
9/11/2019	9:15:00 PM	9/12/2019	2:00:00 AM

Rain(in.) = 0.55
Waterbody: Grand River

Partially Treated (MG)	Dilute Raw Sewage (MG)
	0.355

Cause: Combined stormwater and sewage. CSO was due to rainfall. Discharge was not disinfected. Only the surface water was impacted.
EGLE Action: Long-term Control Program

Lansing WWTP

Submission ID. **HNS-R8QX-RW57Z**
Permit **MI0023400**
Outfall **019**

Start Day	Start Time	End Day	End Time
9/11/2019	9:15:00 PM	9/12/2019	12:45:00 AM

Rain(in.) = 0.55
Waterbody: Grand River

Partially Treated (MG)	Dilute Raw Sewage (MG)
	0.324

Cause: Combined stormwater and sewage. CSO was due to rainfall. Discharge was not disinfected. Only the surface water was impacted.
EGLE Action: Long-term Control Program

MG = million gallons
CSO Discharges are as a result of wet weather. Dry weather CSO discharges are classified as SSOs.

MICHIGAN DEPARTMENT OF ENVIRONMENT, GREAT LAKES, AND ENERGY

Combined Sewer Overflow Detail Report
January 1 - December 31, 2019

Lansing WWTP

Submission ID. **HNS-R8QX-RW57Z**
Permit **MI0023400**
Outfall **014**

Start Day	Start Time	End Day	End Time
9/11/2019	9:30:00 PM	9/11/2019	11:30:00 PM

Rain(in.) = 0.55
Waterbody: Grand River

Partially Treated (MG)	Dilute Raw Sewage (MG)
	0.063

Cause: Combined stormwater and sewage. CSO was due to rainfall. Discharge was not disinfected. Only the surface water was impacted.
EGLE Action: Long-term Control Program

Lansing WWTP

Submission ID. **HNT-053Q-JM0CK**
Permit **MI0023400**
Outfall **009**

Start Day	Start Time	End Day	End Time
9/22/2019	8:00:00 PM	9/23/2019	3:00:00 AM

Rain(in.) = 0.29
Waterbody: Grand River

Partially Treated (MG)	Dilute Raw Sewage (MG)
	0.124

Cause: Combined stormwater and sewage. CSO was due to rainfall. Discharge was not disinfected. Only the surface water was impacted.
EGLE Action: Long-term Control Program

Lansing WWTP

Submission ID. **HNT-053Q-JM0CK**
Permit **MI0023400**
Outfall **011**

Start Day	Start Time	End Day	End Time
9/22/2019	8:00:00 PM	9/23/2019	2:30:00 AM

Rain(in.) = 0.29
Waterbody: Grand River

Partially Treated (MG)	Dilute Raw Sewage (MG)
	0.024

Cause: Combined stormwater and sewage. CSO was due to rainfall. Discharge was not disinfected. Only the surface water was impacted.
EGLE Action: Long-term Control Program

MG = million gallons
CSO Discharges are as a result of wet weather. Dry weather CSO discharges are classified as SSOs.

MICHIGAN DEPARTMENT OF ENVIRONMENT, GREAT LAKES, AND ENERGY

Combined Sewer Overflow Detail Report
January 1 - December 31, 2019

Lansing WWTP

Submission ID. **HNT-053Q-JM0CK**
Permit **MI0023400**
Outfall **016**

Start Day	Start Time	End Day	End Time
9/22/2019	8:00:00 PM	9/23/2019	3:15:00 AM

Rain(in.) = 0.29
Waterbody: Grand River

Partially Treated (MG)	Dilute Raw Sewage (MG)
	0.093

Cause: Combined stormwater and sewage. CSO was due to rainfall. Discharge was not disinfected. Only the surface water was impacted.
EGLE Action: Long-term Control Program

Lansing WWTP

Submission ID. **HNT-053Q-JM0CK**
Permit **MI0023400**
Outfall **024**

Start Day	Start Time	End Day	End Time
9/22/2019	8:00:00 PM	9/23/2019	3:00:00 AM

Rain(in.) = 0.29
Waterbody: Grand River

Partially Treated (MG)	Dilute Raw Sewage (MG)
	0.255

Cause: Combined stormwater and sewage. CSO was due to rainfall. Discharge was not disinfected. Only the surface water was impacted.
EGLE Action: Long-term Control Program

Lansing WWTP

Submission ID. **HNT-053Q-JM0CK**
Permit **MI0023400**
Outfall **026**

Start Day	Start Time	End Day	End Time
9/22/2019	8:00:00 PM	9/23/2019	3:00:00 AM

Rain(in.) = 0.29
Waterbody: Red Cedar River

Partially Treated (MG)	Dilute Raw Sewage (MG)
	0.063

Cause: Combined stormwater and sewage. CSO was due to rainfall. Discharge was not disinfected. Only the surface water was impacted.
EGLE Action: Long-term Control Program

MG = million gallons
CSO Discharges are as a result of wet weather. Dry weather CSO discharges are classified as SSOs.

MICHIGAN DEPARTMENT OF ENVIRONMENT, GREAT LAKES, AND ENERGY

Combined Sewer Overflow Detail Report
January 1 - December 31, 2019

Lansing WWTP

Submission ID. **HNT-053Q-JM0CK**
Permit **MI0023400**
Outfall **032**

Start Day	Start Time	End Day	End Time
9/22/2019	8:00:00 PM	9/23/2019	4:45:00 AM

Rain(in.) = 0.29
Waterbody: Red Cedar River

Partially Treated (MG)	Dilute Raw Sewage (MG)
	0.011

Cause: Combined stormwater and sewage. CSO was due to rainfall. Discharge was not disinfected. Only the surface water was impacted.
EGLE Action: Long-term Control Program

Lansing WWTP

Submission ID. **HNT-053Q-JM0CK**
Permit **MI0023400**
Outfall **046**

Start Day	Start Time	End Day	End Time
9/22/2019	8:00:00 PM	9/23/2019	2:00:00 AM

Rain(in.) = 0.29
Waterbody: Grand River

Partially Treated (MG)	Dilute Raw Sewage (MG)
	0.037

Cause: Combined stormwater and sewage. CSO was due to rainfall. Discharge was not disinfected. Only the surface water was impacted.
EGLE Action: Long-term Control Program

Lansing WWTP

Submission ID. **HNT-053Q-JM0CK**
Permit **MI0023400**
Outfall **015**

Start Day	Start Time	End Day	End Time
9/22/2019	8:15:00 PM	9/23/2019	4:15:00 AM

Rain(in.) = 0.29
Waterbody: Grand River

Partially Treated (MG)	Dilute Raw Sewage (MG)
	0.255

Cause: Combined stormwater and sewage. CSO was due to rainfall. Discharge was not disinfected. Only the surface water was impacted.
EGLE Action: Long-term Control Program

MG = million gallons
CSO Discharges are as a result of wet weather. Dry weather CSO discharges are classified as SSOs.

MICHIGAN DEPARTMENT OF ENVIRONMENT, GREAT LAKES, AND ENERGY

Combined Sewer Overflow Detail Report
January 1 - December 31, 2019

Lansing WWTP

Submission ID. **HNT-053Q-JM0CK**
Permit **MI0023400**
Outfall **017**

Start Day	Start Time	End Day	End Time
9/22/2019	8:30:00 PM	9/23/2019	3:30:00 AM

Rain(in.) = 0.29
Waterbody: Grand River

Partially Treated (MG)
Dilute Raw Sewage (MG)
0.098

Cause: Combined stormwater and sewage. CSO was due to rainfall. Discharge was not disinfected. Only the surface water was impacted.
EGLE Action: Long-term Control Program

Lansing WWTP

Submission ID. **HNT-053Q-JM0CK**
Permit **MI0023400**
Outfall **021**

Start Day	Start Time	End Day	End Time
9/22/2019	8:30:00 PM	9/23/2019	3:00:00 AM

Rain(in.) = 0.29
Waterbody: Grand River

Partially Treated (MG)
Dilute Raw Sewage (MG)
0.056

Cause: Combined stormwater and sewage. CSO was due to rainfall. Discharge was not disinfected. Only the surface water was impacted.
EGLE Action: Long-term Control Program

Lansing WWTP

Submission ID. **HNT-053Q-JM0CK**
Permit **MI0023400**
Outfall **012**

Start Day	Start Time	End Day	End Time
9/22/2019	8:45:00 PM	9/23/2019	3:45:00 AM

Rain(in.) = 0.29
Waterbody: Grand River

Partially Treated (MG)
Dilute Raw Sewage (MG)
0.157

Cause: Combined stormwater and sewage. CSO was due to rainfall. Discharge was not disinfected. Only the surface water was impacted.
EGLE Action: Long-term Control Program

MG = million gallons
CSO Discharges are as a result of wet weather. Dry weather CSO discharges are classified as SSOs.

MICHIGAN DEPARTMENT OF ENVIRONMENT, GREAT LAKES, AND ENERGY

Combined Sewer Overflow Detail Report
January 1 - December 31, 2019

Lansing WWTP

Submission ID. **HNT-053Q-JM0CK**
Permit **MI0023400**
Outfall **022**

Start Day	Start Time	End Day	End Time
9/22/2019	8:45:00 PM	9/23/2019	4:45:00 AM

Rain(in.) = 0.29
Waterbody: Grand River

Partially Treated (MG)	Dilute Raw Sewage (MG)
	0.514

Cause: Combined stormwater and sewage. CSO was due to rainfall. Discharge was not disinfected. Only the surface water was impacted.
EGLE Action: Long-term Control Program

Lansing WWTP

Submission ID. **HNT-053Q-JM0CK**
Permit **MI0023400**
Outfall **034**

Start Day	Start Time	End Day	End Time
9/22/2019	8:45:00 PM	9/23/2019	4:00:00 AM

Rain(in.) = 0.29
Waterbody: Grand River

Partially Treated (MG)	Dilute Raw Sewage (MG)
	0.647

Cause: Combined stormwater and sewage. CSO was due to rainfall. Discharge was not disinfected. Only the surface water was impacted.
EGLE Action: Long-term Control Program

Lansing WWTP

Submission ID. **HNT-053Q-JM0CK**
Permit **MI0023400**
Outfall **019**

Start Day	Start Time	End Day	End Time
9/22/2019	9:00:00 PM	9/23/2019	2:15:00 AM

Rain(in.) = 0.29
Waterbody: Grand River

Partially Treated (MG)	Dilute Raw Sewage (MG)
	0.106

Cause: Combined stormwater and sewage. CSO was due to rainfall. Discharge was not disinfected. Only the surface water was impacted.
EGLE Action: Long-term Control Program

MG = million gallons
CSO Discharges are as a result of wet weather. Dry weather CSO discharges are classified as SSOs.

MICHIGAN DEPARTMENT OF ENVIRONMENT, GREAT LAKES, AND ENERGY

Combined Sewer Overflow Detail Report
January 1 - December 31, 2019

Lansing WWTP

Submission ID. **HNT-053Q-JM0CK**
Permit **MI0023400**
Outfall **008**

Start Day	Start Time	End Day	End Time
9/22/2019	11:30:00 PM	9/23/2019	12:00:00 AM

Rain(in.) = 0.29
Waterbody: Grand River

Partially Treated (MG)	Dilute Raw Sewage (MG)
	0.002

Cause: Combined stormwater and sewage. CSO was due to rainfall. Discharge was not disinfected. Only the surface water was impacted.
EGLE Action: Long-term Control Program

Lansing WWTP

Submission ID. **HNT-5QVE-VBSME**
Permit **MI0023400**
Outfall **009**

Start Day	Start Time	End Day	End Time
9/27/2019	3:00:00 PM	9/28/2019	10:00:00 AM

Rain(in.) = 1.12
Waterbody: Grand River

Partially Treated (MG)	Dilute Raw Sewage (MG)
	0.583

Cause: Combined stormwater and sewage. CSO was due to rainfall. Discharge was not disinfected. Only the surface water was impacted.
EGLE Action: Long-term Control Program

Lansing WWTP

Submission ID. **HNT-5QVE-VBSME**
Permit **MI0023400**
Outfall **011**

Start Day	Start Time	End Day	End Time
9/27/2019	3:00:00 PM	9/28/2019	9:30:00 AM

Rain(in.) = 1.12
Waterbody: Grand River

Partially Treated (MG)	Dilute Raw Sewage (MG)
	0.110

Cause: Combined stormwater and sewage. CSO was due to rainfall. Discharge was not disinfected. Only the surface water was impacted.
EGLE Action: Long-term Control Program

MG = million gallons
CSO Discharges are as a result of wet weather. Dry weather CSO discharges are classified as SSOs.

MICHIGAN DEPARTMENT OF ENVIRONMENT, GREAT LAKES, AND ENERGY

Combined Sewer Overflow Detail Report
January 1 - December 31, 2019

Lansing WWTP

Submission ID. **HNT-5QVE-VBSME**
Permit **MI0023400**
Outfall **016**

Start Day	Start Time	End Day	End Time
9/27/2019	3:00:00 PM	9/28/2019	10:00:00 AM

Rain(in.) = 1.12
Waterbody: Grand River

Partially Treated (MG)	Dilute Raw Sewage (MG)
	0.427

Cause: Combined stormwater and sewage. CSO was due to rainfall. Discharge was not disinfected. Only the surface water was impacted.
EGLE Action: Long-term Control Program

Lansing WWTP

Submission ID. **HNT-5QVE-VBSME**
Permit **MI0023400**
Outfall **024**

Start Day	Start Time	End Day	End Time
9/27/2019	3:00:00 PM	9/28/2019	10:00:00 AM

Rain(in.) = 1.12
Waterbody: Grand River

Partially Treated (MG)	Dilute Raw Sewage (MG)
	1.174

Cause: Combined stormwater and sewage. CSO was due to rainfall. Discharge was not disinfected. Only the surface water was impacted.
EGLE Action: Long-term Control Program

Lansing WWTP

Submission ID. **HNT-5QVE-VBSME**
Permit **MI0023400**
Outfall **026**

Start Day	Start Time	End Day	End Time
9/27/2019	3:00:00 PM	9/28/2019	9:45:00 AM

Rain(in.) = 1.12
Waterbody: Red Cedar River

Partially Treated (MG)	Dilute Raw Sewage (MG)
	0.290

Cause: Combined stormwater and sewage. CSO was due to rainfall. Discharge was not disinfected. Only the surface water was impacted.
EGLE Action: Long-term Control Program

MG = million gallons
CSO Discharges are as a result of wet weather. Dry weather CSO discharges are classified as SSOs.

MICHIGAN DEPARTMENT OF ENVIRONMENT, GREAT LAKES, AND ENERGY

Combined Sewer Overflow Detail Report
January 1 - December 31, 2019

Lansing WWTP

Submission ID. **HNT-5QVE-VBSME**
Permit **MI0023400**
Outfall **032**

Start Day	Start Time	End Day	End Time
9/27/2019	3:00:00 PM	9/28/2019	11:00:00 AM

Rain(in.) = 1.12
Waterbody: Red Cedar River

Partially Treated (MG)	Dilute Raw Sewage (MG)
	0.255

Cause: Combined stormwater and sewage. CSO was due to rainfall. Discharge was not disinfected. Only the surface water was impacted.
EGLE Action: Long-term Control Program

Lansing WWTP

Submission ID. **HNT-5QVE-VBSME**
Permit **MI0023400**
Outfall **046**

Start Day	Start Time	End Day	End Time
9/27/2019	3:00:00 PM	9/28/2019	9:00:00 AM

Rain(in.) = 1.12
Waterbody: Grand River

Partially Treated (MG)	Dilute Raw Sewage (MG)
	0.168

Cause: Combined stormwater and sewage. CSO was due to rainfall. Discharge was not disinfected. Only the surface water was impacted.
EGLE Action: Long-term Control Program

Lansing WWTP

Submission ID. **HNT-5QVE-VBSME**
Permit **MI0023400**
Outfall **015**

Start Day	Start Time	End Day	End Time
9/27/2019	3:15:00 PM	9/28/2019	11:00:00 AM

Rain(in.) = 1.12
Waterbody: Grand River

Partially Treated (MG)	Dilute Raw Sewage (MG)
	1.166

Cause: Combined stormwater and sewage. CSO was due to rainfall. Discharge was not disinfected. Only the surface water was impacted.
EGLE Action: Long-term Control Program

MG = million gallons
CSO Discharges are as a result of wet weather. Dry weather CSO discharges are classified as SSOs.

MICHIGAN DEPARTMENT OF ENVIRONMENT, GREAT LAKES, AND ENERGY

Combined Sewer Overflow Detail Report
January 1 - December 31, 2019

Lansing WWTP

Submission ID. **HNT-5QVE-VBSME**
Permit **MI0023400**
Outfall **017**

Start Day	Start Time	End Day	End Time
9/27/2019	3:15:00 PM	9/28/2019	10:15:00 AM

Rain(in.) = 1.12
Waterbody: Grand River

Partially Treated (MG)	Dilute Raw Sewage (MG)
	0.456

Cause: Combined stormwater and sewage. CSO was due to rainfall. Discharge was not disinfected. Only the surface water was impacted.
EGLE Action: Long-term Control Program

Lansing WWTP

Submission ID. **HNT-5QVE-VBSME**
Permit **MI0023400**
Outfall **021**

Start Day	Start Time	End Day	End Time
9/27/2019	3:15:00 PM	9/28/2019	9:45:00 AM

Rain(in.) = 1.12
Waterbody: Grand River

Partially Treated (MG)	Dilute Raw Sewage (MG)
	0.261

Cause: Combined stormwater and sewage. CSO was due to rainfall. Discharge was not disinfected. Only the surface water was impacted.
EGLE Action: Long-term Control Program

Lansing WWTP

Submission ID. **HNT-5QVE-VBSME**
Permit **MI0023400**
Outfall **012**

Start Day	Start Time	End Day	End Time
9/27/2019	3:30:00 PM	9/28/2019	10:30:00 AM

Rain(in.) = 1.12
Waterbody: Grand River

Partially Treated (MG)	Dilute Raw Sewage (MG)
	0.728

Cause: Combined stormwater and sewage. CSO was due to rainfall. Discharge was not disinfected. Only the surface water was impacted.
EGLE Action: Long-term Control Program

MG = million gallons
CSO Discharges are as a result of wet weather. Dry weather CSO discharges are classified as SSOs.

MICHIGAN DEPARTMENT OF ENVIRONMENT, GREAT LAKES, AND ENERGY

Combined Sewer Overflow Detail Report
January 1 - December 31, 2019

Lansing WWTP

Submission ID. **HNT-5QVE-VBSME**
Permit **MI0023400**
Outfall **019**

Start Day	Start Time	End Day	End Time
9/27/2019	3:30:00 PM	9/28/2019	5:45:00 AM

Rain(in.) = 1.12
Waterbody: Grand River

Partially Treated (MG)
Dilute Raw Sewage (MG)
0.619

Cause: Combined stormwater and sewage. CSO was due to rainfall. Discharge was not disinfected. Only the surface water was impacted.
EGLE Action: Long-term Control Program

Lansing WWTP

Submission ID. **HNT-5QVE-VBSME**
Permit **MI0023400**
Outfall **022**

Start Day	Start Time	End Day	End Time
9/27/2019	3:30:00 PM	9/28/2019	11:00:00 AM

Rain(in.) = 1.12
Waterbody: Grand River

Partially Treated (MG)
Dilute Raw Sewage (MG)
2.491

Cause: Combined stormwater and sewage. CSO was due to rainfall. Discharge was not disinfected. Only the surface water was impacted.
EGLE Action: Long-term Control Program

Lansing WWTP

Submission ID. **HNT-5QVE-VBSME**
Permit **MI0023400**
Outfall **034**

Start Day	Start Time	End Day	End Time
9/27/2019	3:30:00 PM	9/28/2019	10:30:00 AM

Rain(in.) = 1.12
Waterbody: Grand River

Partially Treated (MG)
Dilute Raw Sewage (MG)
3.067

Cause: Combined stormwater and sewage. CSO was due to rainfall. Discharge was not disinfected. Only the surface water was impacted.
EGLE Action: Long-term Control Program

MG = million gallons
CSO Discharges are as a result of wet weather. Dry weather CSO discharges are classified as SSOs.

MICHIGAN DEPARTMENT OF ENVIRONMENT, GREAT LAKES, AND ENERGY

Combined Sewer Overflow Detail Report
January 1 - December 31, 2019

Lansing WWTP

Submission ID. **HNT-5QVE-VBSME**
Permit **MI0023400**
Outfall **008**

Start Day	Start Time	End Day	End Time
9/27/2019	8:30:00 PM	9/28/2019	2:15:00 AM

Rain(in.) = 1.12
Waterbody: Grand River

Partially Treated (MG)	Dilute Raw Sewage (MG)
	0.119

Cause: Combined stormwater and sewage. CSO was due to rainfall. Discharge was not disinfected. Only the surface water was impacted.
EGLE Action: Long-term Control Program

Lansing WWTP

Submission ID. **HNT-5R6N-RRAJG**
Permit **MI0023400**
Outfall **009**

Start Day	Start Time	End Day	End Time
9/29/2019	10:00:00 AM	9/29/2019	8:15:00 PM

Rain(in.) = 0.72
Waterbody: Grand River

Partially Treated (MG)	Dilute Raw Sewage (MG)
	0.363

Cause: Combined stormwater and sewage. CSO was due to rainfall. Discharge was not disinfected. Only the surface water was impacted.
EGLE Action: Long-term Control Program

Lansing WWTP

Submission ID. **HNT-5R6N-RRAJG**
Permit **MI0023400**
Outfall **011**

Start Day	Start Time	End Day	End Time
9/29/2019	10:00:00 AM	9/29/2019	7:30:00 PM

Rain(in.) = 0.72
Waterbody: Grand River

Partially Treated (MG)	Dilute Raw Sewage (MG)
	0.069

Cause: Combined stormwater and sewage. CSO was due to rainfall. Discharge was not disinfected. Only the surface water was impacted.
EGLE Action: Long-term Control Program

MG = million gallons
CSO Discharges are as a result of wet weather. Dry weather CSO discharges are classified as SSOs.

MICHIGAN DEPARTMENT OF ENVIRONMENT, GREAT LAKES, AND ENERGY

Combined Sewer Overflow Detail Report
January 1 - December 31, 2019

Lansing WWTP

Submission ID. **HNT-5R6N-RRAJG**
Permit **MI0023400**
Outfall **016**

Start Day	Start Time	End Day	End Time
9/29/2019	10:00:00 AM	9/30/2019	2:15:00 AM

Rain(in.) = 0.72
Waterbody: Grand River

Partially Treated (MG)
Dilute Raw Sewage (MG)
0.267

Cause: Combined stormwater and sewage. CSO was due to rainfall. Discharge was not disinfected. Only the surface water was impacted.
EGLE Action: Long-term Control Program

Lansing WWTP

Submission ID. **HNT-5R6N-RRAJG**
Permit **MI0023400**
Outfall **024**

Start Day	Start Time	End Day	End Time
9/29/2019	10:00:00 AM	9/29/2019	8:00:00 PM

Rain(in.) = 0.72
Waterbody: Grand River

Partially Treated (MG)
Dilute Raw Sewage (MG)
0.736

Cause: Combined stormwater and sewage. CSO was due to rainfall. Discharge was not disinfected. Only the surface water was impacted.
EGLE Action: Long-term Control Program

Lansing WWTP

Submission ID. **HNT-5R6N-RRAJG**
Permit **MI0023400**
Outfall **026**

Start Day	Start Time	End Day	End Time
9/29/2019	10:00:00 AM	9/30/2019	2:00:00 AM

Rain(in.) = 0.72
Waterbody: Red Cedar River

Partially Treated (MG)
Dilute Raw Sewage (MG)
0.181

Cause: Combined stormwater and sewage. CSO was due to rainfall. Discharge was not disinfected. Only the surface water was impacted.
EGLE Action: Long-term Control Program

MG = million gallons
CSO Discharges are as a result of wet weather. Dry weather CSO discharges are classified as SSOs.

MICHIGAN DEPARTMENT OF ENVIRONMENT, GREAT LAKES, AND ENERGY

Combined Sewer Overflow Detail Report
January 1 - December 31, 2019

Lansing WWTP

Submission ID. **HNT-5R6N-RRAJG**
Permit **MI0023400**
Outfall **032**

Start Day	Start Time	End Day	End Time
9/29/2019	10:00:00 AM	9/29/2019	10:00:00 PM

Rain(in.) = 0.72
Waterbody: Red Cedar River

Partially Treated (MG)	Dilute Raw Sewage (MG)
	0.030

Cause: Combined stormwater and sewage. CSO was due to rainfall. Discharge was not disinfected. Only the surface water was impacted.
EGLE Action: Long-term Control Program

Lansing WWTP

Submission ID. **HNT-5R6N-RRAJG**
Permit **MI0023400**
Outfall **046**

Start Day	Start Time	End Day	End Time
9/29/2019	10:00:00 AM	9/30/2019	2:00:00 PM

Rain(in.) = 0.72
Waterbody: Grand River

Partially Treated (MG)	Dilute Raw Sewage (MG)
	0.106

Cause: Combined stormwater and sewage. CSO was due to rainfall. Discharge was not disinfected. Only the surface water was impacted.
EGLE Action: Long-term Control Program

Lansing WWTP

Submission ID. **HNT-5R6N-RRAJG**
Permit **MI0023400**
Outfall **015**

Start Day	Start Time	End Day	End Time
9/29/2019	10:15:00 AM	9/29/2019	9:15:00 PM

Rain(in.) = 0.72
Waterbody: Grand River

Partially Treated (MG)	Dilute Raw Sewage (MG)
	0.702

Cause: Combined stormwater and sewage. CSO was due to rainfall. Discharge was not disinfected. Only the surface water was impacted.
EGLE Action: Long-term Control Program

MG = million gallons
CSO Discharges are as a result of wet weather. Dry weather CSO discharges are classified as SSOs.

MICHIGAN DEPARTMENT OF ENVIRONMENT, GREAT LAKES, AND ENERGY

Combined Sewer Overflow Detail Report
January 1 - December 31, 2019

Lansing WWTP

Submission ID. **HNT-5R6N-RRAJG**
Permit **MI0023400**
Outfall **021**

Start Day	Start Time	End Day	End Time
9/29/2019	10:15:00 AM	9/29/2019	8:00:00 PM

Rain(in.) = 0.72
Waterbody: Grand River

Partially Treated (MG)
Dilute Raw Sewage (MG)
0.163

Cause: Combined stormwater and sewage. CSO was due to rainfall. Discharge was not disinfected. Only the surface water was impacted.
EGLE Action: Long-term Control Program

Lansing WWTP

Submission ID. **HNT-5R6N-RRAJG**
Permit **MI0023400**
Outfall **017**

Start Day	Start Time	End Day	End Time
9/29/2019	10:30:00 AM	9/29/2019	8:30:00 PM

Rain(in.) = 0.72
Waterbody: Grand River

Partially Treated (MG)
Dilute Raw Sewage (MG)
0.285

Cause: Combined stormwater and sewage. CSO was due to rainfall. Discharge was not disinfected. Only the surface water was impacted.
EGLE Action: Long-term Control Program

Lansing WWTP

Submission ID. **HNT-5R6N-RRAJG**
Permit **MI0023400**
Outfall **022**

Start Day	Start Time	End Day	End Time
9/29/2019	10:30:00 AM	9/29/2019	10:00:00 PM

Rain(in.) = 0.72
Waterbody: Grand River

Partially Treated (MG)
Dilute Raw Sewage (MG)
1.555

Cause: Combined stormwater and sewage. CSO was due to rainfall. Discharge was not disinfected. Only the surface water was impacted.
EGLE Action: Long-term Control Program

MG = million gallons
CSO Discharges are as a result of wet weather. Dry weather CSO discharges are classified as SSOs.

MICHIGAN DEPARTMENT OF ENVIRONMENT, GREAT LAKES, AND ENERGY

Combined Sewer Overflow Detail Report
January 1 - December 31, 2019

Lansing WWTP

Submission ID. **HNT-5R6N-RRAJG**
Permit **MI0023400**
Outfall **034**

Start Day	Start Time	End Day	End Time
9/29/2019	10:30:00 AM	9/29/2019	9:00:00 PM

Rain(in.) = 0.72
Waterbody: Grand River

Partially Treated (MG)	Dilute Raw Sewage (MG)
	1.915

Cause: Combined stormwater and sewage. CSO was due to rainfall. Discharge was not disinfected. Only the surface water was impacted.
EGLE Action: Long-term Control Program

Lansing WWTP

Submission ID. **HNT-5R6N-RRAJG**
Permit **MI0023400**
Outfall **012**

Start Day	Start Time	End Day	End Time
9/29/2019	10:45:00 AM	9/29/2019	9:00:00 PM

Rain(in.) = 0.72
Waterbody: Grand River

Partially Treated (MG)	Dilute Raw Sewage (MG)
	0.455

Cause: Combined stormwater and sewage. CSO was due to rainfall. Discharge was not disinfected. Only the surface water was impacted.
EGLE Action: Long-term Control Program

Lansing WWTP

Submission ID. **HNT-5R6N-RRAJG**
Permit **MI0023400**
Outfall **019**

Start Day	Start Time	End Day	End Time
9/29/2019	10:45:00 AM	9/29/2019	7:30:00 PM

Rain(in.) = 0.72
Waterbody: Grand River

Partially Treated (MG)	Dilute Raw Sewage (MG)
	0.374

Cause: Combined stormwater and sewage. CSO was due to rainfall. Discharge was not disinfected. Only the surface water was impacted.
EGLE Action: Long-term Control Program

MG = million gallons
CSO Discharges are as a result of wet weather. Dry weather CSO discharges are classified as SSOs.

MICHIGAN DEPARTMENT OF ENVIRONMENT, GREAT LAKES, AND ENERGY

Combined Sewer Overflow Detail Report
January 1 - December 31, 2019

Lansing WWTP

Submission ID. **HNT-5R6N-RRAJG**
Permit **MI0023400**
Outfall **008**

Start Day	Start Time	End Day	End Time
9/29/2019	11:15:00 AM	9/29/2019	12:15:00 PM

Rain(in.) = 0.72
Waterbody: Grand River

Partially Treated (MG)	Dilute Raw Sewage (MG)
	0.225

Cause: Combined stormwater and sewage. CSO was due to rainfall. Discharge was not disinfected. Only the surface water was impacted.
EGLE Action: Long-term Control Program

Lansing WWTP

Submission ID. **HNT-5R6N-RRAJG**
Permit **MI0023400**
Outfall **014**

Start Day	Start Time	End Day	End Time
9/29/2019	11:30:00 AM	9/29/2019	12:30:00 PM

Rain(in.) = 0.72
Waterbody: Grand River

Partially Treated (MG)	Dilute Raw Sewage (MG)
	0.028

Cause: Combined stormwater and sewage. CSO was due to rainfall. Discharge was not disinfected. Only the surface water was impacted.
EGLE Action: Long-term Control Program

Lansing WWTP

Submission ID. **HNT-7DPC-X9VXX**
Permit **MI0023400**
Outfall **009**

Start Day	Start Time	End Day	End Time
10/2/2019	12:00:00 AM	10/3/2019	11:00:00 AM

Rain(in.) = 2.34
Waterbody: Grand River

Partially Treated (MG)	Dilute Raw Sewage (MG)
	1.241

Cause: Combined stormwater and sewage. CSO was due to rainfall. Discharge was not disinfected. Only the surface water was impacted.
EGLE Action: Long-term Control Program

MG = million gallons
CSO Discharges are as a result of wet weather. Dry weather CSO discharges are classified as SSOs.

MICHIGAN DEPARTMENT OF ENVIRONMENT, GREAT LAKES, AND ENERGY

Combined Sewer Overflow Detail Report
January 1 - December 31, 2019

Lansing WWTP

Submission ID. **HNT-7DPC-X9VXX**
Permit **MI0023400**
Outfall **011**

Start Day	Start Time	End Day	End Time
10/2/2019	12:00:00 AM	10/3/2019	10:30:00 AM

Rain(in.) = 2.34
Waterbody: Grand River

Partially Treated (MG)
Dilute Raw Sewage (MG)
0.236

Cause: Combined stormwater and sewage. CSO was due to rainfall. Discharge was not disinfected. Only the surface water was impacted.
EGLE Action: Long-term Control Program

Lansing WWTP

Submission ID. **HNT-7DPC-X9VXX**
Permit **MI0023400**
Outfall **016**

Start Day	Start Time	End Day	End Time
10/2/2019	12:00:00 AM	10/3/2019	2:15:00 PM

Rain(in.) = 2.34
Waterbody: Grand River

Partially Treated (MG)
Dilute Raw Sewage (MG)
0.912

Cause: Combined stormwater and sewage. CSO was due to rainfall. Discharge was not disinfected. Only the surface water was impacted.
EGLE Action: Long-term Control Program

Lansing WWTP

Submission ID. **HNT-7DPC-X9VXX**
Permit **MI0023400**
Outfall **024**

Start Day	Start Time	End Day	End Time
10/2/2019	12:00:00 AM	10/3/2019	6:00:00 AM

Rain(in.) = 2.34
Waterbody: Grand River

Partially Treated (MG)
Dilute Raw Sewage (MG)
2.348

Cause: Combined stormwater and sewage. CSO was due to rainfall. Discharge was not disinfected. Only the surface water was impacted.
EGLE Action: Long-term Control Program

MG = million gallons
CSO Discharges are as a result of wet weather. Dry weather CSO discharges are classified as SSOs.

MICHIGAN DEPARTMENT OF ENVIRONMENT, GREAT LAKES, AND ENERGY

Combined Sewer Overflow Detail Report
January 1 - December 31, 2019

Lansing WWTP

Submission ID. **HNT-7DPC-X9VXX**
Permit **MI0023400**
Outfall **026**

Start Day	Start Time	End Day	End Time
10/2/2019	12:00:00 AM	10/3/2019	2:00:00 PM

Rain(in.) = 2.34
Waterbody: Red Cedar River

Partially Treated (MG)	Dilute Raw Sewage (MG)
	0.620

Cause: Combined stormwater and sewage. CSO was due to rainfall. Discharge was not disinfected. Only the surface water was impacted.

EGLE Action: Long-term Control Program

Lansing WWTP

Submission ID. **HNT-7DPC-X9VXX**
Permit **MI0023400**
Outfall **026**

Start Day	Start Time	End Day	End Time
10/2/2019	12:00:00 AM	10/3/2019	2:00:00 PM

Rain(in.) = 2.34
Waterbody: Red Cedar River

Partially Treated (MG)	Dilute Raw Sewage (MG)
	0.620

Cause: Combined stormwater and sewage. CSO was due to rainfall. Discharge was not disinfected. Only the surface water was impacted. Debris was washed into the sewer by the rainfall event and plugged the regulator. Overflow volume was determined by the SWM

EGLE Action: Long-term Control Program

Lansing WWTP

Submission ID. **HNT-7DPC-X9VXX**
Permit **MI0023400**
Outfall **032**

Start Day	Start Time	End Day	End Time
10/2/2019	12:00:00 AM	10/3/2019	12:45:00 PM

Rain(in.) = 2.34
Waterbody: Red Cedar River

Partially Treated (MG)	Dilute Raw Sewage (MG)
	1.316

Cause: Combined stormwater and sewage. CSO was due to rainfall. Discharge was not disinfected. Only the surface water was impacted.

EGLE Action: Long-term Control Program

MG = million gallons
CSO Discharges are as a result of wet weather. Dry weather CSO discharges are classified as SSOs.

MICHIGAN DEPARTMENT OF ENVIRONMENT, GREAT LAKES, AND ENERGY

Combined Sewer Overflow Detail Report
January 1 - December 31, 2019

Lansing WWTP

Submission ID. **HNT-7DPC-X9VXX**
Permit **MI0023400**
Outfall **046**

Start Day	Start Time	End Day	End Time
10/2/2019	12:00:00 AM	10/3/2019	6:00:00 AM

Rain(in.) = 2.34
Waterbody: Grand River

Partially Treated (MG)	Dilute Raw Sewage (MG)
	0.359

Cause: Combined stormwater and sewage. CSO was due to rainfall. Discharge was not disinfected. Only the surface water was impacted.
EGLE Action: Long-term Control Program

Lansing WWTP

Submission ID. **HNT-7DPC-X9VXX**
Permit **MI0023400**
Outfall **015**

Start Day	Start Time	End Day	End Time
10/2/2019	12:15:00 AM	10/3/2019	12:15:00 PM

Rain(in.) = 2.34
Waterbody: Grand River

Partially Treated (MG)	Dilute Raw Sewage (MG)
	2.259

Cause: Combined stormwater and sewage. CSO was due to rainfall. Discharge was not disinfected. Only the surface water was impacted.
EGLE Action: Long-term Control Program

Lansing WWTP

Submission ID. **HNT-7DPC-X9VXX**
Permit **MI0023400**
Outfall **021**

Start Day	Start Time	End Day	End Time
10/2/2019	12:15:00 AM	10/3/2019	11:00:00 AM

Rain(in.) = 2.34
Waterbody: Grand River

Partially Treated (MG)	Dilute Raw Sewage (MG)
	0.557

Cause: Combined stormwater and sewage. CSO was due to rainfall. Discharge was not disinfected. Only the surface water was impacted.
EGLE Action: Long-term Control Program

MG = million gallons
CSO Discharges are as a result of wet weather. Dry weather CSO discharges are classified as SSOs.

MICHIGAN DEPARTMENT OF ENVIRONMENT, GREAT LAKES, AND ENERGY

Combined Sewer Overflow Detail Report
January 1 - December 31, 2019

Lansing WWTP

Submission ID. **HNT-7DPC-X9VXX**
Permit **MI0023400**
Outfall **017**

Start Day	Start Time	End Day	End Time
10/2/2019	12:30:00 AM	10/3/2019	11:30:00 AM

Rain(in.) = 2.34
Waterbody: Grand River

Partially Treated (MG)	Dilute Raw Sewage (MG)
	0.972

Cause: Combined stormwater and sewage. CSO was due to rainfall. Discharge was not disinfected. Only the surface water was impacted.
EGLE Action: Long-term Control Program

Lansing WWTP

Submission ID. **HNT-7DPC-X9VXX**
Permit **MI0023400**
Outfall **022**

Start Day	Start Time	End Day	End Time
10/2/2019	12:30:00 AM	10/3/2019	12:45:00 PM

Rain(in.) = 2.34
Waterbody: Grand River

Partially Treated (MG)	Dilute Raw Sewage (MG)
	5.326

Cause: Combined stormwater and sewage. CSO was due to rainfall. Discharge was not disinfected. Only the surface water was impacted.
EGLE Action: Long-term Control Program

Lansing WWTP

Submission ID. **HNT-7DPC-X9VXX**
Permit **MI0023400**
Outfall **034**

Start Day	Start Time	End Day	End Time
10/2/2019	12:30:00 AM	10/3/2019	12:00:00 PM

Rain(in.) = 2.34
Waterbody: Grand River

Partially Treated (MG)	Dilute Raw Sewage (MG)
	6.537

Cause: Combined stormwater and sewage. CSO was due to rainfall. Discharge was not disinfected. Only the surface water was impacted.
EGLE Action: Long-term Control Program

MG = million gallons
CSO Discharges are as a result of wet weather. Dry weather CSO discharges are classified as SSOs.

MICHIGAN DEPARTMENT OF ENVIRONMENT, GREAT LAKES, AND ENERGY

Combined Sewer Overflow Detail Report
January 1 - December 31, 2019

Lansing WWTP

Submission ID. **HNT-7DPC-X9VXX**
Permit **MI0023400**
Outfall **012**

Start Day	Start Time	End Day	End Time
10/2/2019	12:45:00 AM	10/3/2019	11:45:00 AM

Rain(in.) = 2.34
Waterbody: Grand River

Partially Treated (MG)	Dilute Raw Sewage (MG)
	1.548

Cause: Combined stormwater and sewage. CSO was due to rainfall. Discharge was not disinfected. Only the surface water was impacted.
EGLE Action: Long-term Control Program

Lansing WWTP

Submission ID. **HNT-7DPC-X9VXX**
Permit **MI0023400**
Outfall **019**

Start Day	Start Time	End Day	End Time
10/2/2019	12:45:00 AM	10/3/2019	10:15:00 AM

Rain(in.) = 2.34
Waterbody: Grand River

Partially Treated (MG)	Dilute Raw Sewage (MG)
	1.346

Cause: Combined stormwater and sewage. CSO was due to rainfall. Discharge was not disinfected. Only the surface water was impacted.
EGLE Action: Long-term Control Program

Lansing WWTP

Submission ID. **HNT-7DPC-X9VXX**
Permit **MI0023400**
Outfall **008**

Start Day	Start Time	End Day	End Time
10/2/2019	1:30:00 AM	10/3/2019	7:15:00 AM

Rain(in.) = 2.34
Waterbody: Grand River

Partially Treated (MG)	Dilute Raw Sewage (MG)
	1.166

Cause: Combined stormwater and sewage. CSO was due to rainfall. Discharge was not disinfected. Only the surface water was impacted.
EGLE Action: Long-term Control Program

MG = million gallons
CSO Discharges are as a result of wet weather. Dry weather CSO discharges are classified as SSOs.

MICHIGAN DEPARTMENT OF ENVIRONMENT, GREAT LAKES, AND ENERGY

Combined Sewer Overflow Detail Report
January 1 - December 31, 2019

Lansing WWTP

Submission ID. **HNT-7DPC-X9VXX**
Permit **MI0023400**
Outfall **014**

Start Day	Start Time	End Day	End Time
10/2/2019	2:15:00 AM	10/3/2019	6:30:00 AM

Rain(in.) = 2.34
Waterbody: Grand River

Partially Treated (MG)	Dilute Raw Sewage (MG)
	0.225

Cause: Combined stormwater and sewage. CSO was due to rainfall. Discharge was not disinfected. Only the surface water was impacted.
EGLE Action: Long-term Control Program

Lansing WWTP

Submission ID. **HNT-GSQ1-MHYGK**
Permit **MI0023400**
Outfall **009**

Start Day	Start Time	End Day	End Time
10/11/2019	8:00:00 AM	10/11/2019	11:15:00 PM

Rain(in.) = 1.05
Waterbody: Grand River

Partially Treated (MG)	Dilute Raw Sewage (MG)
	0.548

Cause: Combined stormwater and sewage. CSO was due to rainfall. Discharge was not disinfected. Only the surface water was impacted.
EGLE Action: Long-term Control Program

Lansing WWTP

Submission ID. **HNT-GSQ1-MHYGK**
Permit **MI0023400**
Outfall **011**

Start Day	Start Time	End Day	End Time
10/11/2019	8:00:00 AM	10/11/2019	10:30:00 PM

Rain(in.) = 1.05
Waterbody: Grand River

Partially Treated (MG)	Dilute Raw Sewage (MG)
	0.104

Cause: Combined stormwater and sewage. CSO was due to rainfall. Discharge was not disinfected. Only the surface water was impacted.
EGLE Action: Long-term Control Program

MG = million gallons
CSO Discharges are as a result of wet weather. Dry weather CSO discharges are classified as SSOs.

MICHIGAN DEPARTMENT OF ENVIRONMENT, GREAT LAKES, AND ENERGY

Combined Sewer Overflow Detail Report
January 1 - December 31, 2019

Lansing WWTP

Submission ID. **HNT-GSQ1-MHYGK**
Permit **MI0023400**
Outfall **016**

Start Day	Start Time	End Day	End Time
10/11/2019	8:00:00 AM	10/11/2019	11:30:00 PM

Rain(in.) = 1.05
Waterbody: Grand River

Partially Treated (MG)	Dilute Raw Sewage (MG)
	0.403

Cause: Combined stormwater and sewage. CSO was due to rainfall. Discharge was not disinfected. Only the surface water was impacted.
EGLE Action: Long-term Control Program

Lansing WWTP

Submission ID. **HNT-GSQ1-MHYGK**
Permit **MI0023400**
Outfall **024**

Start Day	Start Time	End Day	End Time
10/11/2019	8:00:00 AM	10/11/2019	11:00:00 PM

Rain(in.) = 1.05
Waterbody: Grand River

Partially Treated (MG)	Dilute Raw Sewage (MG)
	1.107

Cause: Combined stormwater and sewage. CSO was due to rainfall. Discharge was not disinfected. Only the surface water was impacted.
EGLE Action: Long-term Control Program

Lansing WWTP

Submission ID. **HNT-GSQ1-MHYGK**
Permit **MI0023400**
Outfall **026**

Start Day	Start Time	End Day	End Time
10/11/2019	8:00:00 AM	10/11/2019	11:00:00 PM

Rain(in.) = 1.05
Waterbody: Red Cedar River

Partially Treated (MG)	Dilute Raw Sewage (MG)
	0.273

Cause: Combined stormwater and sewage. CSO was due to rainfall. Discharge was not disinfected. Only the surface water was impacted.
EGLE Action: Long-term Control Program

MG = million gallons
CSO Discharges are as a result of wet weather. Dry weather CSO discharges are classified as SSOs.

MICHIGAN DEPARTMENT OF ENVIRONMENT, GREAT LAKES, AND ENERGY

Combined Sewer Overflow Detail Report
January 1 - December 31, 2019

Lansing WWTP

Submission ID. **HNT-GSQ1-MHYGK**
Permit **MI0023400**
Outfall **032**

Start Day	Start Time	End Day	End Time
10/11/2019	8:00:00 AM	10/12/2019	1:00:00 AM

Rain(in.) = 1.05
Waterbody: Red Cedar River

Partially Treated (MG)
Dilute Raw Sewage (MG)
0.202

Cause: Combined stormwater and sewage. CSO was due to rainfall. Discharge was not disinfected. Only the surface water was impacted.
EGLE Action: Long-term Control Program

Lansing WWTP

Submission ID. **HNT-GSQ1-MHYGK**
Permit **MI0023400**
Outfall **046**

Start Day	Start Time	End Day	End Time
10/11/2019	8:00:00 AM	10/11/2019	11:00:00 PM

Rain(in.) = 1.05
Waterbody: Grand River

Partially Treated (MG)
Dilute Raw Sewage (MG)
0.159

Cause: Combined stormwater and sewage. CSO was due to rainfall. Discharge was not disinfected. Only the surface water was impacted.
EGLE Action: Long-term Control Program

Lansing WWTP

Submission ID. **HNT-GSQ1-MHYGK**
Permit **MI0023400**
Outfall **015**

Start Day	Start Time	End Day	End Time
10/11/2019	8:15:00 AM	10/12/2019	12:30:00 AM

Rain(in.) = 1.05
Waterbody: Grand River

Partially Treated (MG)
Dilute Raw Sewage (MG)
1.092

Cause: Combined stormwater and sewage. CSO was due to rainfall. Discharge was not disinfected. Only the surface water was impacted.
EGLE Action: Long-term Control Program

MG = million gallons
CSO Discharges are as a result of wet weather. Dry weather CSO discharges are classified as SSOs.

MICHIGAN DEPARTMENT OF ENVIRONMENT, GREAT LAKES, AND ENERGY

Combined Sewer Overflow Detail Report
January 1 - December 31, 2019

Lansing WWTP

Submission ID. **HNT-GSQ1-MHYGK**
Permit **MI0023400**
Outfall **021**

Start Day	Start Time	End Day	End Time
10/11/2019	8:15:00 AM	10/11/2019	11:00:00 PM

Rain(in.) = 1.05
Waterbody: Grand River

Partially Treated (MG)
Dilute Raw Sewage (MG)
0.246

Cause: Combined stormwater and sewage. CSO was due to rainfall. Discharge was not disinfected. Only the surface water was impacted.
EGLE Action: Long-term Control Program

Lansing WWTP

Submission ID. **HNT-GSQ1-MHYGK**
Permit **MI0023400**
Outfall **017**

Start Day	Start Time	End Day	End Time
10/11/2019	8:30:00 AM	10/11/2019	11:30:00 PM

Rain(in.) = 1.05
Waterbody: Grand River

Partially Treated (MG)
Dilute Raw Sewage (MG)
0.430

Cause: Combined stormwater and sewage. CSO was due to rainfall. Discharge was not disinfected. Only the surface water was impacted.
EGLE Action: Long-term Control Program

Lansing WWTP

Submission ID. **HNT-GSQ1-MHYGK**
Permit **MI0023400**
Outfall **022**

Start Day	Start Time	End Day	End Time
10/11/2019	8:30:00 AM	10/12/2019	1:00:00 AM

Rain(in.) = 1.05
Waterbody: Grand River

Partially Treated (MG)
Dilute Raw Sewage (MG)
2.356

Cause: Combined stormwater and sewage. CSO was due to rainfall. Discharge was not disinfected. Only the surface water was impacted.
EGLE Action: Long-term Control Program

MG = million gallons
CSO Discharges are as a result of wet weather. Dry weather CSO discharges are classified as SSOs.

MICHIGAN DEPARTMENT OF ENVIRONMENT, GREAT LAKES, AND ENERGY

Combined Sewer Overflow Detail Report
January 1 - December 31, 2019

Lansing WWTP

Submission ID. **HNT-GSQ1-MHYGK**
Permit **MI0023400**
Outfall **034**

Start Day	Start Time	End Day	End Time
10/11/2019	8:30:00 AM	10/12/2019	12:00:00 AM

Rain(in.) = 1.05
Waterbody: Grand River

Partially Treated (MG)

Dilute Raw Sewage (MG)
2.894

Cause: Combined stormwater and sewage. CSO was due to rainfall. Discharge was not disinfected. Only the surface water was impacted.
EGLE Action: Long-term Control Program

Lansing WWTP

Submission ID. **HNT-GSQ1-MHYGK**
Permit **MI0023400**
Outfall **012**

Start Day	Start Time	End Day	End Time
10/11/2019	8:45:00 AM	10/12/2019	12:00:00 AM

Rain(in.) = 1.05
Waterbody: Grand River

Partially Treated (MG)

Dilute Raw Sewage (MG)
0.687

Cause: Combined stormwater and sewage. CSO was due to rainfall. Discharge was not disinfected. Only the surface water was impacted.
EGLE Action: Long-term Control Program

Lansing WWTP

Submission ID. **HNT-GSQ1-MHYGK**
Permit **MI0023400**
Outfall **019**

Start Day	Start Time	End Day	End Time
10/11/2019	8:45:00 AM	10/11/2019	10:30:00 PM

Rain(in.) = 1.05
Waterbody: Grand River

Partially Treated (MG)

Dilute Raw Sewage (MG)
0.568

Cause: Combined stormwater and sewage. CSO was due to rainfall. Discharge was not disinfected. Only the surface water was impacted.
EGLE Action: Long-term Control Program

MG = million gallons
CSO Discharges are as a result of wet weather. Dry weather CSO discharges are classified as SSOs.

MICHIGAN DEPARTMENT OF ENVIRONMENT, GREAT LAKES, AND ENERGY

Combined Sewer Overflow Detail Report
January 1 - December 31, 2019

Lansing WWTP

Submission ID. **HNT-GSQ1-MHYGK**
Permit **MI0023400**
Outfall **008**

Start Day	Start Time	End Day	End Time
10/11/2019	5:30:00 PM	10/11/2019	7:15:00 PM

Rain(in.) = 1.05
Waterbody: Grand River

Partially Treated (MG)	Dilute Raw Sewage (MG)
	0.194

Cause: Combined stormwater and sewage. CSO was due to rainfall. Discharge was not disinfected. Only the surface water was impacted.
EGLE Action: Long-term Control Program

Lansing WWTP

Submission ID. **HNT-GSQ1-MHYGK**
Permit **MI0023400**
Outfall **014**

Start Day	Start Time	End Day	End Time
10/11/2019	6:30:00 PM	10/11/2019	7:15:00 PM

Rain(in.) = 1.05
Waterbody: Grand River

Partially Treated (MG)	Dilute Raw Sewage (MG)
	0.007

Cause: Combined stormwater and sewage. CSO was due to rainfall. Discharge was not disinfected. Only the surface water was impacted.
EGLE Action: Long-term Control Program

Lansing WWTP

Submission ID. **HNT-K59F-JWB1J**
Permit **MI0023400**
Outfall **011**

Start Day	Start Time	End Day	End Time
10/15/2019	11:00:00 PM	10/16/2019	2:30:00 AM

Rain(in.) = 0.24
Waterbody: Grand River

Partially Treated (MG)	Dilute Raw Sewage (MG)
	0.020

Cause: Combined stormwater and sewage. CSO was due to rainfall. Discharge was not disinfected. Only the surface water was impacted.
EGLE Action: Long-term Control Program

MG = million gallons
CSO Discharges are as a result of wet weather. Dry weather CSO discharges are classified as SSOs.

MICHIGAN DEPARTMENT OF ENVIRONMENT, GREAT LAKES, AND ENERGY

Combined Sewer Overflow Detail Report
January 1 - December 31, 2019

Lansing WWTP

Submission ID. **HNT-K59F-JWB1J**
Permit **MI0023400**
Outfall **016**

Start Day	Start Time	End Day	End Time
10/15/2019	11:00:00 PM	10/16/2019	3:30:00 AM

Rain(in.) = 0.24
Waterbody: Grand River

Partially Treated (MG)	Dilute Raw Sewage (MG)
	0.077

Cause: Combined stormwater and sewage. CSO was due to rainfall. Discharge was not disinfected. Only the surface water was impacted.
EGLE Action: Long-term Control Program

Lansing WWTP

Submission ID. **HNT-K59F-JWB1J**
Permit **MI0023400**
Outfall **024**

Start Day	Start Time	End Day	End Time
10/15/2019	11:00:00 PM	10/16/2019	3:00:00 AM

Rain(in.) = 0.24
Waterbody: Grand River

Partially Treated (MG)	Dilute Raw Sewage (MG)
	0.213

Cause: Combined stormwater and sewage. CSO was due to rainfall. Discharge was not disinfected. Only the surface water was impacted.
EGLE Action: Long-term Control Program

Lansing WWTP

Submission ID. **HNT-K59F-JWB1J**
Permit **MI0023400**
Outfall **026**

Start Day	Start Time	End Day	End Time
10/15/2019	11:00:00 PM	10/16/2019	3:00:00 AM

Rain(in.) = 0.24
Waterbody: Red Cedar River

Partially Treated (MG)	Dilute Raw Sewage (MG)
	0.053

Cause: Combined stormwater and sewage. CSO was due to rainfall. Discharge was not disinfected. Only the surface water was impacted.
EGLE Action: Long-term Control Program

MG = million gallons
CSO Discharges are as a result of wet weather. Dry weather CSO discharges are classified as SSOs.

MICHIGAN DEPARTMENT OF ENVIRONMENT, GREAT LAKES, AND ENERGY

Combined Sewer Overflow Detail Report
January 1 - December 31, 2019

Lansing WWTP

Submission ID. **HNT-K59F-JWB1J**
Permit **MI0023400**
Outfall **032**

Start Day	Start Time	End Day	End Time
10/15/2019	11:00:00 PM	10/16/2019	5:15:00 AM

Rain(in.) = 0.24
Waterbody: Red Cedar River

Partially Treated (MG)	Dilute Raw Sewage (MG)
	0.009

Cause: Combined stormwater and sewage. CSO was due to rainfall. Discharge was not disinfected. Only the surface water was impacted.
EGLE Action: Long-term Control Program

Lansing WWTP

Submission ID. **HNT-K59F-JWB1J**
Permit **MI0023400**
Outfall **046**

Start Day	Start Time	End Day	End Time
10/15/2019	11:00:00 PM	10/16/2019	3:00:00 AM

Rain(in.) = 0.24
Waterbody: Grand River

Partially Treated (MG)	Dilute Raw Sewage (MG)
	0.031

Cause: Combined stormwater and sewage. CSO was due to rainfall. Discharge was not disinfected. Only the surface water was impacted.
EGLE Action: Long-term Control Program

Lansing WWTP

Submission ID. **HNT-K59F-JWB1J**
Permit **MI0023400**
Outfall **009**

Start Day	Start Time	End Day	End Time
10/15/2019	11:15:00 PM	10/16/2019	3:15:00 AM

Rain(in.) = 0.24
Waterbody: Grand River

Partially Treated (MG)	Dilute Raw Sewage (MG)
	0.106

Cause: Combined stormwater and sewage. CSO was due to rainfall. Discharge was not disinfected. Only the surface water was impacted.
EGLE Action: Long-term Control Program

MG = million gallons
CSO Discharges are as a result of wet weather. Dry weather CSO discharges are classified as SSOs.

MICHIGAN DEPARTMENT OF ENVIRONMENT, GREAT LAKES, AND ENERGY

Combined Sewer Overflow Detail Report
January 1 - December 31, 2019

Lansing WWTP

Submission ID. **HNT-K59F-JWB1J**
Permit **MI0023400**
Outfall **015**

Start Day	Start Time	End Day	End Time
10/15/2019	11:30:00 PM	10/16/2019	4:30:00 AM

Rain(in.) = 0.24
Waterbody: Grand River

Partially Treated (MG)	Dilute Raw Sewage (MG)
	0.215

Cause: Combined stormwater and sewage. CSO was due to rainfall. Discharge was not disinfected. Only the surface water was impacted.
EGLE Action: Long-term Control Program

Lansing WWTP

Submission ID. **HNT-K59F-JWB1J**
Permit **MI0023400**
Outfall **021**

Start Day	Start Time	End Day	End Time
10/15/2019	11:30:00 PM	10/16/2019	3:00:00 AM

Rain(in.) = 0.24
Waterbody: Grand River

Partially Treated (MG)	Dilute Raw Sewage (MG)
	0.047

Cause: Combined stormwater and sewage. CSO was due to rainfall. Discharge was not disinfected. Only the surface water was impacted.
EGLE Action: Long-term Control Program

Lansing WWTP

Submission ID. **HNT-K59F-JWB1J**
Permit **MI0023400**
Outfall **017**

Start Day	Start Time	End Day	End Time
10/15/2019	11:45:00 PM	10/16/2019	3:30:00 AM

Rain(in.) = 0.24
Waterbody: Grand River

Partially Treated (MG)	Dilute Raw Sewage (MG)
	0.083

Cause: Combined stormwater and sewage. CSO was due to rainfall. Discharge was not disinfected. Only the surface water was impacted.
EGLE Action: Long-term Control Program

MG = million gallons
CSO Discharges are as a result of wet weather. Dry weather CSO discharges are classified as SSOs.

MICHIGAN DEPARTMENT OF ENVIRONMENT, GREAT LAKES, AND ENERGY

Combined Sewer Overflow Detail Report
January 1 - December 31, 2019

Lansing WWTP

Submission ID. **HNT-K59F-JWB1J**
Permit **MI0023400**
Outfall **012**

Start Day	Start Time	End Day	End Time
10/16/2019	12:00:00 AM	10/16/2019	4:00:00 AM

Rain(in.) = 0.24
Waterbody: Grand River

Partially Treated (MG)
Dilute Raw Sewage (MG)
0.133

Cause: Combined stormwater and sewage. CSO was due to rainfall. Discharge was not disinfected. Only the surface water was impacted.
EGLE Action: Long-term Control Program

Lansing WWTP

Submission ID. **HNT-K59F-JWB1J**
Permit **MI0023400**
Outfall **019**

Start Day	Start Time	End Day	End Time
10/16/2019	12:00:00 AM	10/16/2019	2:30:00 AM

Rain(in.) = 0.24
Waterbody: Grand River

Partially Treated (MG)
Dilute Raw Sewage (MG)
0.106

Cause: Combined stormwater and sewage. CSO was due to rainfall. Discharge was not disinfected. Only the surface water was impacted.
EGLE Action: Long-term Control Program

Lansing WWTP

Submission ID. **HNT-K59F-JWB1J**
Permit **MI0023400**
Outfall **022**

Start Day	Start Time	End Day	End Time
10/16/2019	12:00:00 AM	10/16/2019	5:15:00 AM

Rain(in.) = 0.24
Waterbody: Grand River

Partially Treated (MG)
Dilute Raw Sewage (MG)
0.438

Cause: Combined stormwater and sewage. CSO was due to rainfall. Discharge was not disinfected. Only the surface water was impacted.
EGLE Action: Long-term Control Program

MG = million gallons
CSO Discharges are as a result of wet weather. Dry weather CSO discharges are classified as SSOs.

MICHIGAN DEPARTMENT OF ENVIRONMENT, GREAT LAKES, AND ENERGY

Combined Sewer Overflow Detail Report
January 1 - December 31, 2019

Lansing WWTP

Submission ID. **HNT-K59F-JWB1J**
Permit **MI0023400**
Outfall **034**

Start Day	Start Time	End Day	End Time
10/16/2019	12:00:00 AM	10/16/2019	4:15:00 AM

Rain(in.) = 0.24
Waterbody: Grand River

Partially Treated (MG)
Dilute Raw Sewage (MG)
0.551

Cause: Combined stormwater and sewage. CSO was due to rainfall. Discharge was not disinfected. Only the surface water was impacted.
EGLE Action: Long-term Control Program

Lansing WWTP

Submission ID. **HNT-VPKN-X9JFT**
Permit **MI0023400**
Outfall **032**

Start Day	Start Time	End Day	End Time
10/26/2019	3:00:00 PM	10/27/2019	8:45:00 AM

Rain(in.) = 1.68
Waterbody: Red Cedar River

Partially Treated (MG)
Dilute Raw Sewage (MG)
0.777

Cause: Combined stormwater and sewage. CSO was due to rainfall. Discharge was not disinfected. Only the surface water was impacted.
EGLE Action: Long-term Control Program

Lansing WWTP

Submission ID. **HNT-VPKN-X9JFT**
Permit **MI0023400**
Outfall **046**

Start Day	Start Time	End Day	End Time
10/26/2019	3:00:00 PM	10/27/2019	9:00:00 AM

Rain(in.) = 1.68
Waterbody: Grand River

Partially Treated (MG)
Dilute Raw Sewage (MG)
0.359

Cause: Combined stormwater and sewage. CSO was due to rainfall. Discharge was not disinfected. Only the surface water was impacted.
EGLE Action: Long-term Control Program

MG = million gallons
CSO Discharges are as a result of wet weather. Dry weather CSO discharges are classified as SSOs.

MICHIGAN DEPARTMENT OF ENVIRONMENT, GREAT LAKES, AND ENERGY

Combined Sewer Overflow Detail Report
January 1 - December 31, 2019

Lansing WWTP

Submission ID. **HNT-VPKN-X9JFT**
Permit **MI0023400**
Outfall **016**

Start Day	Start Time	End Day	End Time
10/26/2019	3:15:00 PM	10/27/2019	9:15:00 AM

Rain(in.) = 1.68
Waterbody: Grand River

Partially Treated (MG)
Dilute Raw Sewage (MG)
0.666

Cause: Combined stormwater and sewage. CSO was due to rainfall. Discharge was not disinfected. Only the surface water was impacted.
EGLE Action: Long-term Control Program

Lansing WWTP

Submission ID. **HNT-VPKN-X9JFT**
Permit **MI0023400**
Outfall **026**

Start Day	Start Time	End Day	End Time
10/26/2019	3:30:00 PM	10/27/2019	9:15:00 AM

Rain(in.) = 1.68
Waterbody: Red Cedar River

Partially Treated (MG)
Dilute Raw Sewage (MG)
0.454

Cause: Combined stormwater and sewage. CSO was due to rainfall. Discharge was not disinfected. Only the surface water was impacted.
EGLE Action: Long-term Control Program

Lansing WWTP

Submission ID. **HNT-VPKN-X9JFT**
Permit **MI0023400**
Outfall **009**

Start Day	Start Time	End Day	End Time
10/26/2019	4:00:00 PM	10/27/2019	7:00:00 AM

Rain(in.) = 1.68
Waterbody: Grand River

Partially Treated (MG)
Dilute Raw Sewage (MG)
0.920

Cause: Combined stormwater and sewage. CSO was due to rainfall. Discharge was not disinfected. Only the surface water was impacted.
EGLE Action: Long-term Control Program

MG = million gallons
CSO Discharges are as a result of wet weather. Dry weather CSO discharges are classified as SSOs.

MICHIGAN DEPARTMENT OF ENVIRONMENT, GREAT LAKES, AND ENERGY

Combined Sewer Overflow Detail Report
January 1 - December 31, 2019

Lansing WWTP

Submission ID. **HNT-VPKN-X9JFT**
Permit **MI0023400**
Outfall **011**

Start Day	Start Time	End Day	End Time
10/26/2019	4:00:00 PM	10/27/2019	6:30:00 AM

Rain(in.) = 1.68
Waterbody: Grand River

Partially Treated (MG)	Dilute Raw Sewage (MG)
	0.172

Cause: Combined stormwater and sewage. CSO was due to rainfall. Discharge was not disinfected. Only the surface water was impacted.
EGLE Action: Long-term Control Program

Lansing WWTP

Submission ID. **HNT-VPKN-X9JFT**
Permit **MI0023400**
Outfall **024**

Start Day	Start Time	End Day	End Time
10/26/2019	4:00:00 PM	10/27/2019	9:00:00 AM

Rain(in.) = 1.68
Waterbody: Grand River

Partially Treated (MG)	Dilute Raw Sewage (MG)
	2.461

Cause: Combined stormwater and sewage. CSO was due to rainfall. Discharge was not disinfected. Only the surface water was impacted.
EGLE Action: Long-term Control Program

Lansing WWTP

Submission ID. **HNT-VPKN-X9JFT**
Permit **MI0023400**
Outfall **015**

Start Day	Start Time	End Day	End Time
10/26/2019	4:15:00 PM	10/27/2019	8:15:00 AM

Rain(in.) = 1.68
Waterbody: Grand River

Partially Treated (MG)	Dilute Raw Sewage (MG)
	1.526

Cause: Combined stormwater and sewage. CSO was due to rainfall. Discharge was not disinfected. Only the surface water was impacted.
EGLE Action: Long-term Control Program

MG = million gallons
CSO Discharges are as a result of wet weather. Dry weather CSO discharges are classified as SSOs.

MICHIGAN DEPARTMENT OF ENVIRONMENT, GREAT LAKES, AND ENERGY

Combined Sewer Overflow Detail Report
January 1 - December 31, 2019

Lansing WWTP

Submission ID. **HNT-VPKN-X9JFT**
Permit **MI0023400**
Outfall **017**

Start Day	Start Time	End Day	End Time
10/26/2019	4:15:00 PM	10/27/2019	7:15:00 AM

Rain(in.) = 1.68
Waterbody: Grand River

Partially Treated (MG)	Dilute Raw Sewage (MG)
	0.716

Cause: Combined stormwater and sewage. CSO was due to rainfall. Discharge was not disinfected. Only the surface water was impacted.
EGLE Action: Long-term Control Program

Lansing WWTP

Submission ID. **HNT-VPKN-X9JFT**
Permit **MI0023400**
Outfall **021**

Start Day	Start Time	End Day	End Time
10/26/2019	4:15:00 PM	10/27/2019	6:45:00 AM

Rain(in.) = 1.68
Waterbody: Grand River

Partially Treated (MG)	Dilute Raw Sewage (MG)
	0.463

Cause: Combined stormwater and sewage. CSO was due to rainfall. Discharge was not disinfected. Only the surface water was impacted.
EGLE Action: Long-term Control Program

Lansing WWTP

Submission ID. **HNT-VPKN-X9JFT**
Permit **MI0023400**
Outfall **012**

Start Day	Start Time	End Day	End Time
10/26/2019	4:30:00 PM	10/27/2019	7:45:00 AM

Rain(in.) = 1.68
Waterbody: Grand River

Partially Treated (MG)	Dilute Raw Sewage (MG)
	1.144

Cause: Combined stormwater and sewage. CSO was due to rainfall. Discharge was not disinfected. Only the surface water was impacted.
EGLE Action: Long-term Control Program

MG = million gallons
CSO Discharges are as a result of wet weather. Dry weather CSO discharges are classified as SSOs.

MICHIGAN DEPARTMENT OF ENVIRONMENT, GREAT LAKES, AND ENERGY

Combined Sewer Overflow Detail Report
January 1 - December 31, 2019

Lansing WWTP

Submission ID. **HNT-VPKN-X9JFT**
Permit **MI0023400**
Outfall **019**

Start Day	Start Time	End Day	End Time
10/26/2019	4:30:00 PM	10/27/2019	6:15:00 AM

Rain(in.) = 1.68
Waterbody: Grand River

Partially Treated (MG)	Dilute Raw Sewage (MG)
	1.047

Cause: Combined stormwater and sewage. CSO was due to rainfall. Discharge was not disinfected. Only the surface water was impacted.
EGLE Action: Long-term Control Program

Lansing WWTP

Submission ID. **HNT-VPKN-X9JFT**
Permit **MI0023400**
Outfall **022**

Start Day	Start Time	End Day	End Time
10/26/2019	4:30:00 PM	10/27/2019	8:45:00 AM

Rain(in.) = 1.68
Waterbody: Grand River

Partially Treated (MG)	Dilute Raw Sewage (MG)
	4.009

Cause: Combined stormwater and sewage. CSO was due to rainfall. Discharge was not disinfected. Only the surface water was impacted.
EGLE Action: Long-term Control Program

Lansing WWTP

Submission ID. **HNT-VPKN-X9JFT**
Permit **MI0023400**
Outfall **034**

Start Day	Start Time	End Day	End Time
10/26/2019	4:30:00 PM	10/27/2019	7:45:00 AM

Rain(in.) = 1.68
Waterbody: Grand River

Partially Treated (MG)	Dilute Raw Sewage (MG)
	4.832

Cause: Combined stormwater and sewage. CSO was due to rainfall. Discharge was not disinfected. Only the surface water was impacted.
EGLE Action: Long-term Control Program

MG = million gallons
CSO Discharges are as a result of wet weather. Dry weather CSO discharges are classified as SSOs.

MICHIGAN DEPARTMENT OF ENVIRONMENT, GREAT LAKES, AND ENERGY

Combined Sewer Overflow Detail Report
January 1 - December 31, 2019

Lansing WWTP

Submission ID. **HNT-VPKN-X9JFT**
Permit **MI0023400**
Outfall **008**

Start Day	Start Time	End Day	End Time
10/26/2019	6:15:00 PM	10/26/2019	10:15:00 PM

Rain(in.) = 1.68
Waterbody: Grand River

Partially Treated (MG)

Dilute Raw Sewage (MG)
1.062

Cause: Combined stormwater and sewage. CSO was due to rainfall. Discharge was not disinfected. Only the surface water was impacted.
EGLE Action: Long-term Control Program

Lansing WWTP

Submission ID. **HNT-VPKN-X9JFT**
Permit **MI0023400**
Outfall **014**

Start Day	Start Time	End Day	End Time
10/26/2019	8:00:00 PM	10/26/2019	10:30:00 PM

Rain(in.) = 1.68
Waterbody: Grand River

Partially Treated (MG)

Dilute Raw Sewage (MG)
0.300

Cause: Combined stormwater and sewage. CSO was due to rainfall. Discharge was not disinfected. Only the surface water was impacted.
EGLE Action: Long-term Control Program

Lansing WWTP

Submission ID. **HNT-YTH5-R31HD**
Permit **MI0023400**
Outfall **032**

Start Day	Start Time	End Day	End Time
10/30/2019	3:00:00 AM	11/1/2019	1:45:00 AM

Rain(in.) = 1.57
Waterbody: Red Cedar River

Partially Treated (MG)

Dilute Raw Sewage (MG)
0.570

Cause: Combined stormwater and sewage. CSO was due to rainfall. Discharge was not disinfected. Only the surface water was impacted.
EGLE Action: Long-term Control Program

MG = million gallons
CSO Discharges are as a result of wet weather. Dry weather CSO discharges are classified as SSOs.

MICHIGAN DEPARTMENT OF ENVIRONMENT, GREAT LAKES, AND ENERGY

Combined Sewer Overflow Detail Report
January 1 - December 31, 2019

Lansing WWTP

Submission ID. **HNT-YTH5-R31HD**
Permit **MI0023400**
Outfall **046**

Start Day	Start Time	End Day	End Time
10/30/2019	3:00:00 AM	10/31/2019	9:00:00 AM

Rain(in.) = 1.57
Waterbody: Grand River

Partially Treated (MG)
Dilute Raw Sewage (MG)
0.130

Cause: Combined stormwater and sewage. CSO was due to rainfall. Discharge was not disinfected. Only the surface water was impacted.
EGLE Action: Long-term Control Program

Lansing WWTP

Submission ID. **HNT-YTH5-R31HD**
Permit **MI0023400**
Outfall **016**

Start Day	Start Time	End Day	End Time
10/30/2019	3:15:00 AM	11/1/2019	12:15:00 AM

Rain(in.) = 1.57
Waterbody: Grand River

Partially Treated (MG)
Dilute Raw Sewage (MG)
0.569

Cause: Combined stormwater and sewage. CSO was due to rainfall. Discharge was not disinfected. Only the surface water was impacted.
EGLE Action: Long-term Control Program

Lansing WWTP

Submission ID. **HNT-YTH5-R31HD**
Permit **MI0023400**
Outfall **026**

Start Day	Start Time	End Day	End Time
10/30/2019	3:30:00 AM	11/1/2019	12:00:00 AM

Rain(in.) = 1.57
Waterbody: Red Cedar River

Partially Treated (MG)
Dilute Raw Sewage (MG)
0.384

Cause: Combined stormwater and sewage. CSO was due to rainfall. Discharge was not disinfected. Only the surface water was impacted.
EGLE Action: Long-term Control Program

MG = million gallons
CSO Discharges are as a result of wet weather. Dry weather CSO discharges are classified as SSOs.

MICHIGAN DEPARTMENT OF ENVIRONMENT, GREAT LAKES, AND ENERGY

Combined Sewer Overflow Detail Report
January 1 - December 31, 2019

Lansing WWTP

Submission ID. **HNT-YTH5-R31HD**
Permit **MI0023400**
Outfall **009**

Start Day	Start Time	End Day	End Time
10/30/2019	4:00:00 AM	11/1/2019	12:00:00 AM

Rain(in.) = 1.57
Waterbody: Grand River

Partially Treated (MG)
Dilute Raw Sewage (MG)
0.755

Cause: Combined stormwater and sewage. CSO was due to rainfall. Discharge was not disinfected. Only the surface water was impacted.
EGLE Action: Long-term Control Program

Lansing WWTP

Submission ID. **HNT-YTH5-R31HD**
Permit **MI0023400**
Outfall **011**

Start Day	Start Time	End Day	End Time
10/30/2019	4:00:00 AM	10/31/2019	11:30:00 PM

Rain(in.) = 1.57
Waterbody: Grand River

Partially Treated (MG)
Dilute Raw Sewage (MG)
0.147

Cause: Combined stormwater and sewage. CSO was due to rainfall. Discharge was not disinfected. Only the surface water was impacted.
EGLE Action: Long-term Control Program

Lansing WWTP

Submission ID. **HNT-YTH5-R31HD**
Permit **MI0023400**
Outfall **024**

Start Day	Start Time	End Day	End Time
10/30/2019	4:00:00 AM	10/31/2019	9:00:00 AM

Rain(in.) = 1.57
Waterbody: Grand River

Partially Treated (MG)
Dilute Raw Sewage (MG)
0.890

Cause: Combined stormwater and sewage. CSO was due to rainfall. Discharge was not disinfected. Only the surface water was impacted.
EGLE Action: Long-term Control Program

MG = million gallons
CSO Discharges are as a result of wet weather. Dry weather CSO discharges are classified as SSOs.

MICHIGAN DEPARTMENT OF ENVIRONMENT, GREAT LAKES, AND ENERGY

Combined Sewer Overflow Detail Report
January 1 - December 31, 2019

Lansing WWTP

Submission ID. **HNT-YTH5-R31HD**
Permit **MI0023400**
Outfall **015**

Start Day	Start Time	End Day	End Time
10/30/2019	4:15:00 AM	11/1/2019	1:15:00 AM

Rain(in.) = 1.57
Waterbody: Grand River

Partially Treated (MG)
Dilute Raw Sewage (MG)
1.540

Cause: Combined stormwater and sewage. CSO was due to rainfall. Discharge was not disinfected. Only the surface water was impacted.
EGLE Action: Long-term Control Program

Lansing WWTP

Submission ID. **HNT-YTH5-R31HD**
Permit **MI0023400**
Outfall **021**

Start Day	Start Time	End Day	End Time
10/30/2019	4:15:00 AM	11/1/2019	12:00:00 AM

Rain(in.) = 1.57
Waterbody: Grand River

Partially Treated (MG)
Dilute Raw Sewage (MG)
0.340

Cause: Combined stormwater and sewage. CSO was due to rainfall. Discharge was not disinfected. Only the surface water was impacted.
EGLE Action: Long-term Control Program

Lansing WWTP

Submission ID. **HNT-YTH5-R31HD**
Permit **MI0023400**
Outfall **017**

Start Day	Start Time	End Day	End Time
10/30/2019	4:30:00 AM	11/1/2019	12:30:00 AM

Rain(in.) = 1.57
Waterbody: Grand River

Partially Treated (MG)
Dilute Raw Sewage (MG)
0.604

Cause: Combined stormwater and sewage. CSO was due to rainfall. Discharge was not disinfected. Only the surface water was impacted.
EGLE Action: Long-term Control Program

MG = million gallons
CSO Discharges are as a result of wet weather. Dry weather CSO discharges are classified as SSOs.

MICHIGAN DEPARTMENT OF ENVIRONMENT, GREAT LAKES, AND ENERGY

Combined Sewer Overflow Detail Report
January 1 - December 31, 2019

Lansing WWTP

Submission ID. **HNT-YTH5-R31HD**
Permit **MI0023400**
Outfall **022**

Start Day	Start Time	End Day	End Time
10/30/2019	4:30:00 AM	11/1/2019	1:45:00 AM

Rain(in.) = 1.57
Waterbody: Grand River

Partially Treated (MG)	Dilute Raw Sewage (MG)
	3.239

Cause: Combined stormwater and sewage. CSO was due to rainfall. Discharge was not disinfected. Only the surface water was impacted.
EGLE Action: Long-term Control Program

Lansing WWTP

Submission ID. **HNT-YTH5-R31HD**
Permit **MI0023400**
Outfall **034**

Start Day	Start Time	End Day	End Time
10/30/2019	4:30:00 AM	11/1/2019	1:00:00 AM

Rain(in.) = 1.57
Waterbody: Grand River

Partially Treated (MG)	Dilute Raw Sewage (MG)
	4.009

Cause: Combined stormwater and sewage. CSO was due to rainfall. Discharge was not disinfected. Only the surface water was impacted.
EGLE Action: Long-term Control Program

Lansing WWTP

Submission ID. **HNT-YTH5-R31HD**
Permit **MI0023400**
Outfall **012**

Start Day	Start Time	End Day	End Time
10/30/2019	4:45:00 AM	11/1/2019	12:45:00 AM

Rain(in.) = 1.57
Waterbody: Grand River

Partially Treated (MG)	Dilute Raw Sewage (MG)
	0.957

Cause: Combined stormwater and sewage. CSO was due to rainfall. Discharge was not disinfected. Only the surface water was impacted.
EGLE Action: Long-term Control Program

MG = million gallons
CSO Discharges are as a result of wet weather. Dry weather CSO discharges are classified as SSOs.

MICHIGAN DEPARTMENT OF ENVIRONMENT, GREAT LAKES, AND ENERGY

Combined Sewer Overflow Detail Report
January 1 - December 31, 2019

Lansing WWTP

Submission ID. **HNT-YTH5-R31HD**
Permit **MI0023400**
Outfall **019**

Start Day	Start Time	End Day	End Time
10/30/2019	4:45:00 AM	10/31/2019	11:15:00 AM

Rain(in.) = 1.57
Waterbody: Grand River

Partially Treated (MG)	Dilute Raw Sewage (MG)
	0.685

Cause: Combined stormwater and sewage. CSO was due to rainfall. Discharge was not disinfected. Only the surface water was impacted.
EGLE Action: Long-term Control Program

Lansing WWTP

Submission ID. **HNT-YTH5-R31HD**
Permit **MI0023400**
Outfall **008**

Start Day	Start Time	End Day	End Time
10/31/2019	6:15:00 AM	10/31/2019	7:15:00 AM

Rain(in.) = 1.57
Waterbody: Grand River

Partially Treated (MG)	Dilute Raw Sewage (MG)
	0.038

Cause: Combined stormwater and sewage. CSO was due to rainfall. Discharge was not disinfected. Only the surface water was impacted.
EGLE Action: Long-term Control Program

Lansing WWTP

Submission ID. **HNV-FBTV-F7SP0**
Permit **MI0023400**
Outfall **016**

Start Day	Start Time	End Day	End Time
11/21/2019	8:00:00 AM	11/21/2019	6:45:00 PM

Rain(in.) = 0.29
Waterbody: Grand River

Partially Treated (MG)	Dilute Raw Sewage (MG)
	0.231

Cause: Combined stormwater and sewage. CSO was due to rainfall. Discharge was not disinfected. Only the surface water was impacted.
EGLE Action: Long-term Control Program

MG = million gallons
CSO Discharges are as a result of wet weather. Dry weather CSO discharges are classified as SSOs.

MICHIGAN DEPARTMENT OF ENVIRONMENT, GREAT LAKES, AND ENERGY

Combined Sewer Overflow Detail Report
January 1 - December 31, 2019

Lansing WWTP

Submission ID. **HNV-FBTV-F7SP0**
Permit **MI0023400**
Outfall **024**

Start Day	Start Time	End Day	End Time
11/21/2019	8:00:00 AM	11/21/2019	7:00:00 PM

Rain(in.) = 0.29
Waterbody: Grand River

Partially Treated (MG)	Dilute Raw Sewage (MG)
	0.237

Cause: Combined stormwater and sewage. CSO was due to rainfall. Discharge was not disinfected. Only the surface water was impacted.
EGLE Action: Long-term Control Program

Lansing WWTP

Submission ID. **HNV-FBTV-F7SP0**
Permit **MI0023400**
Outfall **026**

Start Day	Start Time	End Day	End Time
11/21/2019	8:00:00 AM	11/21/2019	6:30:00 PM

Rain(in.) = 0.29
Waterbody: Red Cedar River

Partially Treated (MG)	Dilute Raw Sewage (MG)
	0.058

Cause: Combined stormwater and sewage. CSO was due to rainfall. Discharge was not disinfected. Only the surface water was impacted.
EGLE Action: Long-term Control Program

Lansing WWTP

Submission ID. **HNV-FBTV-F7SP0**
Permit **MI0023400**
Outfall **032**

Start Day	Start Time	End Day	End Time
11/21/2019	8:00:00 AM	11/21/2019	7:45:00 PM

Rain(in.) = 0.29
Waterbody: Red Cedar River

Partially Treated (MG)	Dilute Raw Sewage (MG)
	0.010

Cause: Combined stormwater and sewage. CSO was due to rainfall. Discharge was not disinfected. Only the surface water was impacted.
EGLE Action: Long-term Control Program

MG = million gallons
CSO Discharges are as a result of wet weather. Dry weather CSO discharges are classified as SSOs.

MICHIGAN DEPARTMENT OF ENVIRONMENT, GREAT LAKES, AND ENERGY

Combined Sewer Overflow Detail Report
January 1 - December 31, 2019

Lansing WWTP

Submission ID. **HNV-FBTV-F7SP0**
Permit **MI0023400**
Outfall **046**

Start Day	Start Time	End Day	End Time
11/21/2019	8:00:00 AM	11/21/2019	6:00:00 PM

Rain(in.) = 0.29
Waterbody: Grand River

Partially Treated (MG)
Dilute Raw Sewage (MG)
0.034

Cause: Combined stormwater and sewage. CSO was due to rainfall. Discharge was not disinfected. Only the surface water was impacted.
EGLE Action: Long-term Control Program

Lansing WWTP

Submission ID. **HNV-FBTV-F7SP0**
Permit **MI0023400**
Outfall **011**

Start Day	Start Time	End Day	End Time
11/21/2019	8:15:00 AM	11/21/2019	6:15:00 PM

Rain(in.) = 0.29
Waterbody: Grand River

Partially Treated (MG)
Dilute Raw Sewage (MG)
0.022

Cause: Combined stormwater and sewage. CSO was due to rainfall. Discharge was not disinfected. Only the surface water was impacted.
EGLE Action: Long-term Control Program

Lansing WWTP

Submission ID. **HNV-FBTV-F7SP0**
Permit **MI0023400**
Outfall **015**

Start Day	Start Time	End Day	End Time
11/21/2019	9:00:00 AM	11/21/2019	7:45:00 PM

Rain(in.) = 0.29
Waterbody: Grand River

Partially Treated (MG)
Dilute Raw Sewage (MG)
0.231

Cause: Combined stormwater and sewage. CSO was due to rainfall. Discharge was not disinfected. Only the surface water was impacted.
EGLE Action: Long-term Control Program

MG = million gallons
CSO Discharges are as a result of wet weather. Dry weather CSO discharges are classified as SSOs.

MICHIGAN DEPARTMENT OF ENVIRONMENT, GREAT LAKES, AND ENERGY

Combined Sewer Overflow Detail Report
January 1 - December 31, 2019

Lansing WWTP

Submission ID. **HNV-FBTV-F7SP0**
Permit **MI0023400**
Outfall **009**

Start Day	Start Time	End Day	End Time
11/21/2019	11:00:00 AM	11/21/2019	6:45:00 PM

Rain(in.) = 0.29
Waterbody: Grand River

Partially Treated (MG)	Dilute Raw Sewage (MG)
	0.111

Cause: Combined stormwater and sewage. CSO was due to rainfall. Discharge was not disinfected. Only the surface water was impacted.
EGLE Action: Long-term Control Program

Lansing WWTP

Submission ID. **HNV-FBTV-F7SP0**
Permit **MI0023400**
Outfall **012**

Start Day	Start Time	End Day	End Time
11/21/2019	11:15:00 AM	11/21/2019	7:30:00 PM

Rain(in.) = 0.29
Waterbody: Grand River

Partially Treated (MG)	Dilute Raw Sewage (MG)
	0.142

Cause: Combined stormwater and sewage. CSO was due to rainfall. Discharge was not disinfected. Only the surface water was impacted.
EGLE Action: Long-term Control Program

Lansing WWTP

Submission ID. **HNV-FBTV-F7SP0**
Permit **MI0023400**
Outfall **017**

Start Day	Start Time	End Day	End Time
11/21/2019	11:15:00 AM	11/21/2019	7:00:00 PM

Rain(in.) = 0.29
Waterbody: Grand River

Partially Treated (MG)	Dilute Raw Sewage (MG)
	0.090

Cause: Combined stormwater and sewage. CSO was due to rainfall. Discharge was not disinfected. Only the surface water was impacted.
EGLE Action: Long-term Control Program

MG = million gallons
CSO Discharges are as a result of wet weather. Dry weather CSO discharges are classified as SSOs.

MICHIGAN DEPARTMENT OF ENVIRONMENT, GREAT LAKES, AND ENERGY

Combined Sewer Overflow Detail Report
January 1 - December 31, 2019

Lansing WWTP

Submission ID. **HNV-FBTV-F7SP0**
Permit **MI0023400**
Outfall **021**

Start Day	Start Time	End Day	End Time
11/21/2019	11:15:00 AM	11/21/2019	6:45:00 PM

Rain(in.) = 0.29
Waterbody: Grand River

Partially Treated (MG)	Dilute Raw Sewage (MG)
	0.050

Cause: Combined stormwater and sewage. CSO was due to rainfall. Discharge was not disinfected. Only the surface water was impacted.
EGLE Action: Long-term Control Program

Lansing WWTP

Submission ID. **HNV-FBTV-F7SP0**
Permit **MI0023400**
Outfall **022**

Start Day	Start Time	End Day	End Time
11/21/2019	11:15:00 AM	11/21/2019	7:45:00 PM

Rain(in.) = 0.29
Waterbody: Grand River

Partially Treated (MG)	Dilute Raw Sewage (MG)
	0.469

Cause: Combined stormwater and sewage. CSO was due to rainfall. Discharge was not disinfected. Only the surface water was impacted.
EGLE Action: Long-term Control Program

Lansing WWTP

Submission ID. **HNV-FBTV-F7SP0**
Permit **MI0023400**
Outfall **034**

Start Day	Start Time	End Day	End Time
11/21/2019	11:15:00 AM	11/21/2019	7:30:00 PM

Rain(in.) = 0.29
Waterbody: Grand River

Partially Treated (MG)	Dilute Raw Sewage (MG)
	0.590

Cause: Combined stormwater and sewage. CSO was due to rainfall. Discharge was not disinfected. Only the surface water was impacted.
EGLE Action: Long-term Control Program

MG = million gallons
CSO Discharges are as a result of wet weather. Dry weather CSO discharges are classified as SSOs.

MICHIGAN DEPARTMENT OF ENVIRONMENT, GREAT LAKES, AND ENERGY

Combined Sewer Overflow Detail Report
January 1 - December 31, 2019

Lansing WWTP

Submission ID. **HNV-FBTV-F7SP0**
Permit **MI0023400**
Outfall **019**

Start Day	Start Time	End Day	End Time
11/21/2019	11:45:00 AM	11/21/2019	3:00:00 PM

Rain(in.) = 0.29
Waterbody: Grand River

Partially Treated (MG)	Dilute Raw Sewage (MG)
	0.097

Cause: Combined stormwater and sewage. CSO was due to rainfall. Discharge was not disinfected. Only the surface water was impacted.
EGLE Action: Long-term Control Program

Lansing WWTP

Submission ID. **HNV-RXGF-E10MZ**
Permit **MI0023400**
Outfall **032**

Start Day	Start Time	End Day	End Time
11/26/2019	7:00:00 PM	11/27/2019	8:30:00 PM

Rain(in.) = 0.98
Waterbody: Red Cedar River

Partially Treated (MG)	Dilute Raw Sewage (MG)
	0.104

Cause: Combined stormwater and sewage. CSO was due to rainfall. Discharge was not disinfected. Only the surface water was impacted.
EGLE Action: Long-term Control Program

Lansing WWTP

Submission ID. **HNV-RXGF-E10MZ**
Permit **MI0023400**
Outfall **046**

Start Day	Start Time	End Day	End Time
11/26/2019	7:00:00 PM	11/27/2019	6:00:00 PM

Rain(in.) = 0.98
Waterbody: Grand River

Partially Treated (MG)	Dilute Raw Sewage (MG)
	0.141

Cause: Combined stormwater and sewage. CSO was due to rainfall. Discharge was not disinfected. Only the surface water was impacted.
EGLE Action: Long-term Control Program

MG = million gallons
CSO Discharges are as a result of wet weather. Dry weather CSO discharges are classified as SSOs.

MICHIGAN DEPARTMENT OF ENVIRONMENT, GREAT LAKES, AND ENERGY

Combined Sewer Overflow Detail Report
January 1 - December 31, 2019

Lansing WWTP

Submission ID. **HNV-RXGF-E10MZ**
Permit **MI0023400**
Outfall **016**

Start Day	Start Time	End Day	End Time
11/26/2019	7:15:00 PM	11/27/2019	7:15:00 PM

Rain(in.) = 0.98
Waterbody: Grand River

Partially Treated (MG)	Dilute Raw Sewage (MG)
	0.356

Cause: Combined stormwater and sewage. CSO was due to rainfall. Discharge was not disinfected. Only the surface water was impacted.
EGLE Action: Long-term Control Program

Lansing WWTP

Submission ID. **HNV-RXGF-E10MZ**
Permit **MI0023400**
Outfall **026**

Start Day	Start Time	End Day	End Time
11/26/2019	7:30:00 PM	11/27/2019	6:45:00 PM

Rain(in.) = 0.98
Waterbody: Red Cedar River

Partially Treated (MG)	Dilute Raw Sewage (MG)
	0.241

Cause: Combined stormwater and sewage. CSO was due to rainfall. Discharge was not disinfected. Only the surface water was impacted.
EGLE Action: Long-term Control Program

Lansing WWTP

Submission ID. **HNV-RXGF-E10MZ**
Permit **MI0023400**
Outfall **011**

Start Day	Start Time	End Day	End Time
11/26/2019	8:00:00 PM	11/27/2019	6:30:00 PM

Rain(in.) = 0.98
Waterbody: Grand River

Partially Treated (MG)	Dilute Raw Sewage (MG)
	0.092

Cause: Combined stormwater and sewage. CSO was due to rainfall. Discharge was not disinfected. Only the surface water was impacted.
EGLE Action: Long-term Control Program

MG = million gallons
CSO Discharges are as a result of wet weather. Dry weather CSO discharges are classified as SSOs.

MICHIGAN DEPARTMENT OF ENVIRONMENT, GREAT LAKES, AND ENERGY

Combined Sewer Overflow Detail Report
January 1 - December 31, 2019

Lansing WWTP

Submission ID. **HNV-RXGF-E10MZ**
Permit **MI0023400**
Outfall **024**

Start Day	Start Time	End Day	End Time
11/26/2019	8:00:00 PM	11/27/2019	7:00:00 PM

Rain(in.) = 0.98
Waterbody: Grand River

Partially Treated (MG)	Dilute Raw Sewage (MG)
	0.979

Cause: Combined stormwater and sewage. CSO was due to rainfall. Discharge was not disinfected. Only the surface water was impacted.
EGLE Action: Long-term Control Program

Lansing WWTP

Submission ID. **HNV-RXGF-E10MZ**
Permit **MI0023400**
Outfall **015**

Start Day	Start Time	End Day	End Time
11/26/2019	8:30:00 PM	11/27/2019	8:15:00 PM

Rain(in.) = 0.98
Waterbody: Grand River

Partially Treated (MG)	Dilute Raw Sewage (MG)
	0.964

Cause: Combined stormwater and sewage. CSO was due to rainfall. Discharge was not disinfected. Only the surface water was impacted.
EGLE Action: Long-term Control Program

Lansing WWTP

Submission ID. **HNV-RXGF-E10MZ**
Permit **MI0023400**
Outfall **017**

Start Day	Start Time	End Day	End Time
11/26/2019	8:45:00 PM	11/27/2019	7:15:00 PM

Rain(in.) = 0.98
Waterbody: Grand River

Partially Treated (MG)	Dilute Raw Sewage (MG)
	0.377

Cause: Combined stormwater and sewage. CSO was due to rainfall. Discharge was not disinfected. Only the surface water was impacted.
EGLE Action: Long-term Control Program

MG = million gallons
CSO Discharges are as a result of wet weather. Dry weather CSO discharges are classified as SSOs.

MICHIGAN DEPARTMENT OF ENVIRONMENT, GREAT LAKES, AND ENERGY

Combined Sewer Overflow Detail Report
January 1 - December 31, 2019

Lansing WWTP

Submission ID. **HNV-RXGF-E10MZ**
Permit **MI0023400**
Outfall **009**

Start Day	Start Time	End Day	End Time
11/26/2019	9:30:00 PM	11/27/2019	7:00:00 PM

Rain(in.) = 0.98
Waterbody: Grand River

Partially Treated (MG)	Dilute Raw Sewage (MG)
	0.477

Cause: Combined stormwater and sewage. CSO was due to rainfall. Discharge was not disinfected. Only the surface water was impacted.
EGLE Action: Long-term Control Program

Lansing WWTP

Submission ID. **HNV-RXGF-E10MZ**
Permit **MI0023400**
Outfall **021**

Start Day	Start Time	End Day	End Time
11/26/2019	9:45:00 PM	11/27/2019	6:45:00 PM

Rain(in.) = 0.98
Waterbody: Grand River

Partially Treated (MG)	Dilute Raw Sewage (MG)
	0.214

Cause: Combined stormwater and sewage. CSO was due to rainfall. Discharge was not disinfected. Only the surface water was impacted.
EGLE Action: Long-term Control Program

Lansing WWTP

Submission ID. **HNV-RXGF-E10MZ**
Permit **MI0023400**
Outfall **022**

Start Day	Start Time	End Day	End Time
11/26/2019	9:45:00 PM	11/27/2019	8:30:00 PM

Rain(in.) = 0.98
Waterbody: Grand River

Partially Treated (MG)	Dilute Raw Sewage (MG)
	2.027

Cause: Combined stormwater and sewage. CSO was due to rainfall. Discharge was not disinfected. Only the surface water was impacted.
EGLE Action: Long-term Control Program

MG = million gallons
CSO Discharges are as a result of wet weather. Dry weather CSO discharges are classified as SSOs.

MICHIGAN DEPARTMENT OF ENVIRONMENT, GREAT LAKES, AND ENERGY

Combined Sewer Overflow Detail Report
January 1 - December 31, 2019

Lansing WWTP

Submission ID. **HNV-RXGF-E10MZ**
Permit **MI0023400**
Outfall **034**

Start Day	Start Time	End Day	End Time
11/26/2019	9:45:00 PM	11/27/2019	7:45:00 PM

Rain(in.) = 0.98
Waterbody: Grand River

Partially Treated (MG)
Dilute Raw Sewage (MG)
2.505

Cause: Combined stormwater and sewage. CSO was due to rainfall. Discharge was not disinfected. Only the surface water was impacted.
EGLE Action: Long-term Control Program

Lansing WWTP

Submission ID. **HNV-RXGF-E10MZ**
Permit **MI0023400**
Outfall **012**

Start Day	Start Time	End Day	End Time
11/26/2019	10:00:00 PM	11/27/2019	7:45:00 PM

Rain(in.) = 0.98
Waterbody: Grand River

Partially Treated (MG)
Dilute Raw Sewage (MG)
0.599

Cause: Combined stormwater and sewage. CSO was due to rainfall. Discharge was not disinfected. Only the surface water was impacted.
EGLE Action: Long-term Control Program

Lansing WWTP

Submission ID. **HNV-RXGF-E10MZ**
Permit **MI0023400**
Outfall **019**

Start Day	Start Time	End Day	End Time
11/26/2019	11:00:00 PM	11/27/2019	6:15:00 PM

Rain(in.) = 0.98
Waterbody: Grand River

Partially Treated (MG)
Dilute Raw Sewage (MG)
0.457

Cause: Combined stormwater and sewage. CSO was due to rainfall. Discharge was not disinfected. Only the surface water was impacted.
EGLE Action: Long-term Control Program

MG = million gallons
CSO Discharges are as a result of wet weather. Dry weather CSO discharges are classified as SSOs.

MICHIGAN DEPARTMENT OF ENVIRONMENT, GREAT LAKES, AND ENERGY

Combined Sewer Overflow Detail Report
January 1 - December 31, 2019

Lansing WWTP

Submission ID. **HNV-RXGF-E10MZ**
Permit **MI0023400**
Outfall **008**

Start Day	Start Time	End Day	End Time
11/26/2019	11:15:00 PM	11/27/2019	1:15:00 AM

Rain(in.) = 0.98
Waterbody: Grand River

Partially Treated (MG)	Dilute Raw Sewage (MG)
	0.130

Cause: Combined stormwater and sewage. CSO was due to rainfall. Discharge was not disinfected. Only the surface water was impacted.
EGLE Action: Long-term Control Program

Lansing WWTP

Submission ID. **HNV-QAN7-KZHF7**
Permit **MI0023400**
Outfall **032**

Start Day	Start Time	End Day	End Time
12/1/2019	12:00:00 AM	12/1/2019	12:00:00 PM

Rain(in.) = 0.9
Waterbody: Red Cedar River

Partially Treated (MG)	Dilute Raw Sewage (MG)
	0.077

Cause: Combined stormwater and sewage. CSO was due to rainfall. Discharge was not disinfected. Only the surface water was impacted.
EGLE Action: Long-term Control Program

Lansing WWTP

Submission ID. **HNV-QAN7-KZHF7**
Permit **MI0023400**
Outfall **046**

Start Day	Start Time	End Day	End Time
12/1/2019	12:00:00 AM	12/1/2019	6:00:00 PM

Rain(in.) = 0.9
Waterbody: Grand River

Partially Treated (MG)	Dilute Raw Sewage (MG)
	0.150

Cause: Combined stormwater and sewage. CSO was due to rainfall. Discharge was not disinfected. Only the surface water was impacted.
EGLE Action: Long-term Control Program

MG = million gallons
CSO Discharges are as a result of wet weather. Dry weather CSO discharges are classified as SSOs.

MICHIGAN DEPARTMENT OF ENVIRONMENT, GREAT LAKES, AND ENERGY

Combined Sewer Overflow Detail Report
January 1 - December 31, 2019

Lansing WWTP

Submission ID. **HNV-QAN7-KZHF7**
Permit **MI0023400**
Outfall **016**

Start Day	Start Time	End Day	End Time
12/1/2019	12:15:00 AM	12/1/2019	6:15:00 PM

Rain(in.) = 0.9
Waterbody: Grand River

Partially Treated (MG)
Dilute Raw Sewage (MG)
0.346

Cause: Combined stormwater and sewage. CSO was due to rainfall. Discharge was not disinfected. Only the surface water was impacted.
EGLE Action: Long-term Control Program

Lansing WWTP

Submission ID. **HNV-QAN7-KZHF7**
Permit **MI0023400**
Outfall **026**

Start Day	Start Time	End Day	End Time
12/1/2019	12:32:00 AM	12/1/2019	6:00:00 PM

Rain(in.) = 0.9
Waterbody: Red Cedar River

Partially Treated (MG)
Dilute Raw Sewage (MG)
0.236

Cause: Combined stormwater and sewage. CSO was due to rainfall. Discharge was not disinfected. Only the surface water was impacted.
EGLE Action: Long-term Control Program

Lansing WWTP

Submission ID. **HNV-QAN7-KZHF7**
Permit **MI0023400**
Outfall **009**

Start Day	Start Time	End Day	End Time
12/1/2019	3:00:00 AM	12/1/2019	10:00:00 AM

Rain(in.) = 0.9
Waterbody: Grand River

Partially Treated (MG)
Dilute Raw Sewage (MG)
0.479

Cause: Combined stormwater and sewage. CSO was due to rainfall. Discharge was not disinfected. Only the surface water was impacted.
EGLE Action: Long-term Control Program

MG = million gallons
CSO Discharges are as a result of wet weather. Dry weather CSO discharges are classified as SSOs.

MICHIGAN DEPARTMENT OF ENVIRONMENT, GREAT LAKES, AND ENERGY

Combined Sewer Overflow Detail Report
January 1 - December 31, 2019

Lansing WWTP

Submission ID. **HNV-QAN7-KZHF7**
Permit **MI0023400**
Outfall **011**

Start Day	Start Time	End Day	End Time
12/1/2019	3:00:00 AM	12/1/2019	9:30:00 AM

Rain(in.) = 0.9
Waterbody: Grand River

Partially Treated (MG)	Dilute Raw Sewage (MG)
	0.089

Cause: Combined stormwater and sewage. CSO was due to rainfall. Discharge was not disinfected. Only the surface water was impacted.
EGLE Action: Long-term Control Program

Lansing WWTP

Submission ID. **HNV-QAN7-KZHF7**
Permit **MI0023400**
Outfall **015**

Start Day	Start Time	End Day	End Time
12/1/2019	3:00:00 AM	12/1/2019	11:15:00 AM

Rain(in.) = 0.9
Waterbody: Grand River

Partially Treated (MG)	Dilute Raw Sewage (MG)
	0.905

Cause: Combined stormwater and sewage. CSO was due to rainfall. Discharge was not disinfected. Only the surface water was impacted.
EGLE Action: Long-term Control Program

Lansing WWTP

Submission ID. **HNV-QAN7-KZHF7**
Permit **MI0023400**
Outfall **017**

Start Day	Start Time	End Day	End Time
12/1/2019	3:00:00 AM	12/1/2019	10:30:00 AM

Rain(in.) = 0.9
Waterbody: Grand River

Partially Treated (MG)	Dilute Raw Sewage (MG)
	0.372

Cause: Combined stormwater and sewage. CSO was due to rainfall. Discharge was not disinfected. Only the surface water was impacted.
EGLE Action: Long-term Control Program

MG = million gallons
CSO Discharges are as a result of wet weather. Dry weather CSO discharges are classified as SSOs.

MICHIGAN DEPARTMENT OF ENVIRONMENT, GREAT LAKES, AND ENERGY

Combined Sewer Overflow Detail Report
January 1 - December 31, 2019

Lansing WWTP

Submission ID. **HNV-QAN7-KZHF7**
Permit **MI0023400**
Outfall **021**

Start Day	Start Time	End Day	End Time
12/1/2019	3:00:00 AM	12/1/2019	10:00:00 AM

Rain(in.) = 0.9
Waterbody: Grand River

Partially Treated (MG)	Dilute Raw Sewage (MG)
	0.213

Cause: Combined stormwater and sewage. CSO was due to rainfall. Discharge was not disinfected. Only the surface water was impacted.
EGLE Action: Long-term Control Program

Lansing WWTP

Submission ID. **HNV-QAN7-KZHF7**
Permit **MI0023400**
Outfall **022**

Start Day	Start Time	End Day	End Time
12/1/2019	3:00:00 AM	12/1/2019	12:00:00 PM

Rain(in.) = 0.9
Waterbody: Grand River

Partially Treated (MG)	Dilute Raw Sewage (MG)
	2.057

Cause: Combined stormwater and sewage. CSO was due to rainfall. Discharge was not disinfected. Only the surface water was impacted.
EGLE Action: Long-term Control Program

Lansing WWTP

Submission ID. **HNV-QAN7-KZHF7**
Permit **MI0023400**
Outfall **024**

Start Day	Start Time	End Day	End Time
12/1/2019	3:00:00 AM	12/1/2019	10:00:00 PM

Rain(in.) = 0.9
Waterbody: Grand River

Partially Treated (MG)	Dilute Raw Sewage (MG)
	1.017

Cause: Combined stormwater and sewage. CSO was due to rainfall. Discharge was not disinfected. Only the surface water was impacted.
EGLE Action: Long-term Control Program

MG = million gallons
CSO Discharges are as a result of wet weather. Dry weather CSO discharges are classified as SSOs.

MICHIGAN DEPARTMENT OF ENVIRONMENT, GREAT LAKES, AND ENERGY

Combined Sewer Overflow Detail Report
January 1 - December 31, 2019

Lansing WWTP

Submission ID. **HNV-QAN7-KZHF7**
Permit **MI0023400**
Outfall **034**

Start Day	Start Time	End Day	End Time
12/1/2019	3:00:00 AM	12/1/2019	11:00:00 AM

Rain(in.) = 0.9
Waterbody: Grand River

Partially Treated (MG)
Dilute Raw Sewage (MG)
2.520

Cause: Combined stormwater and sewage. CSO was due to rainfall. Discharge was not disinfected. Only the surface water was impacted.
EGLE Action: Long-term Control Program

Lansing WWTP

Submission ID. **HNV-QAN7-KZHF7**
Permit **MI0023400**
Outfall **008**

Start Day	Start Time	End Day	End Time
12/1/2019	3:15:00 AM	12/1/2019	5:15:00 AM

Rain(in.) = 0.9
Waterbody: Grand River

Partially Treated (MG)
Dilute Raw Sewage (MG)
0.396

Cause: Combined stormwater and sewage. CSO was due to rainfall. Discharge was not disinfected. Only the surface water was impacted.
EGLE Action: Long-term Control Program

Lansing WWTP

Submission ID. **HNV-QAN7-KZHF7**
Permit **MI0023400**
Outfall **012**

Start Day	Start Time	End Day	End Time
12/1/2019	3:15:00 AM	12/1/2019	10:45:00 AM

Rain(in.) = 0.9
Waterbody: Grand River

Partially Treated (MG)
Dilute Raw Sewage (MG)
0.595

Cause: Combined stormwater and sewage. CSO was due to rainfall. Discharge was not disinfected. Only the surface water was impacted.
EGLE Action: Long-term Control Program

MG = million gallons
CSO Discharges are as a result of wet weather. Dry weather CSO discharges are classified as SSOs.

MICHIGAN DEPARTMENT OF ENVIRONMENT, GREAT LAKES, AND ENERGY

Combined Sewer Overflow Detail Report
January 1 - December 31, 2019

Lansing WWTP

Submission ID. **HNV-QAN7-KZHF7**
Permit **MI0023400**
Outfall **019**

Start Day	Start Time	End Day	End Time
12/1/2019	3:15:00 AM	12/1/2019	9:15:00 AM

Rain(in.) = 0.9
Waterbody: Grand River

Partially Treated (MG)	Dilute Raw Sewage (MG)
	0.545

Cause: Combined stormwater and sewage. CSO was due to rainfall. Discharge was not disinfected. Only the surface water was impacted.
EGLE Action: Long-term Control Program

Lansing WWTP

Submission ID. **HNV-QAN7-KZHF7**
Permit **MI0023400**
Outfall **014**

Start Day	Start Time	End Day	End Time
12/1/2019	3:45:00 AM	12/1/2019	5:15:00 AM

Rain(in.) = 0.9
Waterbody: Grand River

Partially Treated (MG)	Dilute Raw Sewage (MG)
	0.049

Cause: Combined stormwater and sewage. CSO was due to rainfall. Discharge was not disinfected. Only the surface water was impacted.
EGLE Action: Long-term Control Program

Lansing WWTP

Submission ID. **HNV-XH0Y-KWPRX**
Permit **MI0023400**
Outfall **032**

Start Day	Start Time	End Day	End Time
12/9/2019	5:00:00 AM	12/9/2019	5:00:00 PM

Rain(in.) = 0.4
Waterbody: Red Cedar River

Partially Treated (MG)	Dilute Raw Sewage (MG)
	0.015

Cause: Combined stormwater and sewage. CSO was due to rainfall. Discharge was not disinfected. Only the surface water was impacted.
EGLE Action: Long-term Control Program

MG = million gallons
CSO Discharges are as a result of wet weather. Dry weather CSO discharges are classified as SSOs.

MICHIGAN DEPARTMENT OF ENVIRONMENT, GREAT LAKES, AND ENERGY

Combined Sewer Overflow Detail Report
January 1 - December 31, 2019

Lansing WWTP

Submission ID. **HNV-XH0Y-KWPRX**
Permit **MI0023400**
Outfall **046**

Start Day	Start Time	End Day	End Time
12/9/2019	5:00:00 AM	12/9/2019	9:00:00 PM

Rain(in.) = 0.4
Waterbody: Grand River

Partially Treated (MG)	Dilute Raw Sewage (MG)
	0.049

Cause: Combined stormwater and sewage. CSO was due to rainfall. Discharge was not disinfected. Only the surface water was impacted.
EGLE Action: Long-term Control Program

Lansing WWTP

Submission ID. **HNV-XH0Y-KWPRX**
Permit **MI0023400**
Outfall **016**

Start Day	Start Time	End Day	End Time
12/9/2019	5:15:00 AM	12/9/2019	9:30:00 PM

Rain(in.) = 0.4
Waterbody: Grand River

Partially Treated (MG)	Dilute Raw Sewage (MG)
	0.125

Cause: Combined stormwater and sewage. CSO was due to rainfall. Discharge was not disinfected. Only the surface water was impacted.
EGLE Action: Long-term Control Program

Lansing WWTP

Submission ID. **HNV-XH0Y-KWPRX**
Permit **MI0023400**
Outfall **026**

Start Day	Start Time	End Day	End Time
12/9/2019	5:30:00 AM	12/9/2019	9:15:00 PM

Rain(in.) = 0.4
Waterbody: Red Cedar River

Partially Treated (MG)	Dilute Raw Sewage (MG)
	0.084

Cause: Combined stormwater and sewage. CSO was due to rainfall. Discharge was not disinfected. Only the surface water was impacted.
EGLE Action: Long-term Control Program

MG = million gallons
CSO Discharges are as a result of wet weather. Dry weather CSO discharges are classified as SSOs.

MICHIGAN DEPARTMENT OF ENVIRONMENT, GREAT LAKES, AND ENERGY

Combined Sewer Overflow Detail Report
January 1 - December 31, 2019

Lansing WWTP

Submission ID. **HNV-XH0Y-KWPRX**
Permit **MI0023400**
Outfall **024**

Start Day	Start Time	End Day	End Time
12/9/2019	6:00:00 AM	12/9/2019	9:00:00 PM

Rain(in.) = 0.4
Waterbody: Grand River

Partially Treated (MG)	Dilute Raw Sewage (MG)
	0.344

Cause: Combined stormwater and sewage. CSO was due to rainfall. Discharge was not disinfected. Only the surface water was impacted.
EGLE Action: Long-term Control Program

Lansing WWTP

Submission ID. **HNV-XH0Y-KWPRX**
Permit **MI0023400**
Outfall **011**

Start Day	Start Time	End Day	End Time
12/9/2019	6:15:00 AM	12/9/2019	9:00:00 PM

Rain(in.) = 0.4
Waterbody: Grand River

Partially Treated (MG)	Dilute Raw Sewage (MG)
	0.032

Cause: Combined stormwater and sewage. CSO was due to rainfall. Discharge was not disinfected. Only the surface water was impacted.
EGLE Action: Long-term Control Program

Lansing WWTP

Submission ID. **HNV-XH0Y-KWPRX**
Permit **MI0023400**
Outfall **015**

Start Day	Start Time	End Day	End Time
12/9/2019	6:45:00 AM	12/9/2019	9:45:00 PM

Rain(in.) = 0.4
Waterbody: Grand River

Partially Treated (MG)	Dilute Raw Sewage (MG)
	0.338

Cause: Combined stormwater and sewage. CSO was due to rainfall. Discharge was not disinfected. Only the surface water was impacted.
EGLE Action: Long-term Control Program

MG = million gallons
CSO Discharges are as a result of wet weather. Dry weather CSO discharges are classified as SSOs.

MICHIGAN DEPARTMENT OF ENVIRONMENT, GREAT LAKES, AND ENERGY

Combined Sewer Overflow Detail Report
January 1 - December 31, 2019

Lansing WWTP

Submission ID. **HNV-XH0Y-KWPRX**
Permit **MI0023400**
Outfall **009**

Start Day	Start Time	End Day	End Time
12/9/2019	7:00:00 AM	12/9/2019	3:45:00 PM

Rain(in.) = 0.4
Waterbody: Grand River

Partially Treated (MG)	Dilute Raw Sewage (MG)
	0.163

Cause: Combined stormwater and sewage. CSO was due to rainfall. Discharge was not disinfected. Only the surface water was impacted.
EGLE Action: Long-term Control Program

Lansing WWTP

Submission ID. **HNV-XH0Y-KWPRX**
Permit **MI0023400**
Outfall **012**

Start Day	Start Time	End Day	End Time
12/9/2019	7:15:00 AM	12/9/2019	4:30:00 PM

Rain(in.) = 0.4
Waterbody: Grand River

Partially Treated (MG)	Dilute Raw Sewage (MG)
	0.209

Cause: Combined stormwater and sewage. CSO was due to rainfall. Discharge was not disinfected. Only the surface water was impacted.
EGLE Action: Long-term Control Program

Lansing WWTP

Submission ID. **HNV-XH0Y-KWPRX**
Permit **MI0023400**
Outfall **017**

Start Day	Start Time	End Day	End Time
12/9/2019	7:15:00 AM	12/9/2019	4:00:00 PM

Rain(in.) = 0.4
Waterbody: Grand River

Partially Treated (MG)	Dilute Raw Sewage (MG)
	0.132

Cause: Combined stormwater and sewage. CSO was due to rainfall. Discharge was not disinfected. Only the surface water was impacted.
EGLE Action: Long-term Control Program

MG = million gallons
CSO Discharges are as a result of wet weather. Dry weather CSO discharges are classified as SSOs.

MICHIGAN DEPARTMENT OF ENVIRONMENT, GREAT LAKES, AND ENERGY

Combined Sewer Overflow Detail Report
January 1 - December 31, 2019

Lansing WWTP

Submission ID. **HNV-XH0Y-KWPRX**
Permit **MI0023400**
Outfall **021**

Start Day	Start Time	End Day	End Time
12/9/2019	7:15:00 AM	12/9/2019	3:45:00 PM

Rain(in.) = 0.4
Waterbody: Grand River

Partially Treated (MG)	Dilute Raw Sewage (MG)
	0.074

Cause: Combined stormwater and sewage. CSO was due to rainfall. Discharge was not disinfected. Only the surface water was impacted.
EGLE Action: Long-term Control Program

Lansing WWTP

Submission ID. **HNV-XH0Y-KWPRX**
Permit **MI0023400**
Outfall **022**

Start Day	Start Time	End Day	End Time
12/9/2019	7:15:00 AM	12/9/2019	5:00:00 PM

Rain(in.) = 0.4
Waterbody: Grand River

Partially Treated (MG)	Dilute Raw Sewage (MG)
	0.701

Cause: Combined stormwater and sewage. CSO was due to rainfall. Discharge was not disinfected. Only the surface water was impacted.
EGLE Action: Long-term Control Program

Lansing WWTP

Submission ID. **HNV-XH0Y-KWPRX**
Permit **MI0023400**
Outfall **034**

Start Day	Start Time	End Day	End Time
12/9/2019	7:15:00 AM	12/9/2019	4:30:00 PM

Rain(in.) = 0.4
Waterbody: Grand River

Partially Treated (MG)	Dilute Raw Sewage (MG)
	0.875

Cause: Combined stormwater and sewage. CSO was due to rainfall. Discharge was not disinfected. Only the surface water was impacted.
EGLE Action: Long-term Control Program

MG = million gallons
CSO Discharges are as a result of wet weather. Dry weather CSO discharges are classified as SSOs.

MICHIGAN DEPARTMENT OF ENVIRONMENT, GREAT LAKES, AND ENERGY

Combined Sewer Overflow Detail Report
January 1 - December 31, 2019

Lansing WWTP

Submission ID. **HNV-XH0Y-KWPRX**
Permit **MI0023400**
Outfall **019**

Start Day	Start Time	End Day	End Time
12/9/2019	7:30:00 AM	12/9/2019	1:00:00 PM

Rain(in.) = 0.4
Waterbody: Grand River

Partially Treated (MG)	Dilute Raw Sewage (MG)
	0.144

Cause: Combined stormwater and sewage. CSO was due to rainfall. Discharge was not disinfected. Only the surface water was impacted.
EGLE Action: Long-term Control Program

Lansing WWTP

Submission ID. **HNW-FNVB-FT06P**
Permit **MI0023400**
Outfall **009**

Start Day	Start Time	End Day	End Time
12/29/2019	5:00:00 AM	12/29/2019	11:15:00 AM

Rain(in.) = 0.65
Waterbody: Grand River

Partially Treated (MG)	Dilute Raw Sewage (MG)
	0.345

Cause: Combined stormwater and sewage. CSO was due to rainfall. Discharge was not disinfected. Only the surface water was impacted.
EGLE Action: Long-term Control Program

Lansing WWTP

Submission ID. **HNW-FNVB-FT06P**
Permit **MI0023400**
Outfall **011**

Start Day	Start Time	End Day	End Time
12/29/2019	5:00:00 AM	12/29/2019	10:30:00 AM

Rain(in.) = 0.65
Waterbody: Grand River

Partially Treated (MG)	Dilute Raw Sewage (MG)
	0.064

Cause: Combined stormwater and sewage. CSO was due to rainfall. Discharge was not disinfected. Only the surface water was impacted.
EGLE Action: Long-term Control Program

MG = million gallons
CSO Discharges are as a result of wet weather. Dry weather CSO discharges are classified as SSOs.

MICHIGAN DEPARTMENT OF ENVIRONMENT, GREAT LAKES, AND ENERGY

Combined Sewer Overflow Detail Report
January 1 - December 31, 2019

Lansing WWTP

Submission ID. **HNW-FNVB-FT06P**
Permit **MI0023400**
Outfall **016**

Start Day	Start Time	End Day	End Time
12/29/2019	5:00:00 AM	12/29/2019	11:30:00 AM

Rain(in.) = 0.65
Waterbody: Grand River

Partially Treated (MG)	Dilute Raw Sewage (MG)
	0.249

Cause: Combined stormwater and sewage. CSO was due to rainfall. Discharge was not disinfected. Only the surface water was impacted.
EGLE Action: Long-term Control Program

Lansing WWTP

Submission ID. **HNW-FNVB-FT06P**
Permit **MI0023400**
Outfall **024**

Start Day	Start Time	End Day	End Time
12/29/2019	5:00:00 AM	12/29/2019	11:00:00 AM

Rain(in.) = 0.65
Waterbody: Grand River

Partially Treated (MG)	Dilute Raw Sewage (MG)
	0.686

Cause: Combined stormwater and sewage. CSO was due to rainfall. Discharge was not disinfected. Only the surface water was impacted.
EGLE Action: Long-term Control Program

Lansing WWTP

Submission ID. **HNW-FNVB-FT06P**
Permit **MI0023400**
Outfall **026**

Start Day	Start Time	End Day	End Time
12/29/2019	5:00:00 AM	12/29/2019	11:00:00 AM

Rain(in.) = 0.65
Waterbody: Red Cedar River

Partially Treated (MG)	Dilute Raw Sewage (MG)
	0.169

Cause: Combined stormwater and sewage. CSO was due to rainfall. Discharge was not disinfected. Only the surface water was impacted.
EGLE Action: Long-term Control Program

MG = million gallons
CSO Discharges are as a result of wet weather. Dry weather CSO discharges are classified as SSOs.

MICHIGAN DEPARTMENT OF ENVIRONMENT, GREAT LAKES, AND ENERGY

Combined Sewer Overflow Detail Report
January 1 - December 31, 2019

Lansing WWTP

Submission ID. **HNW-FNVB-FT06P**
Permit **MI0023400**
Outfall **046**

Start Day	Start Time	End Day	End Time
12/29/2019	5:00:00 AM	12/29/2019	11:00:00 AM

Rain(in.) = 0.65
Waterbody: Grand River

Partially Treated (MG)
Dilute Raw Sewage (MG)
0.097

Cause: Combined stormwater and sewage. CSO was due to rainfall. Discharge was not disinfected. Only the surface water was impacted.
EGLE Action: Long-term Control Program

Lansing WWTP

Submission ID. **HNW-FNVB-FT06P**
Permit **MI0023400**
Outfall **015**

Start Day	Start Time	End Day	End Time
12/29/2019	5:15:00 AM	12/29/2019	12:30:00 PM

Rain(in.) = 0.65
Waterbody: Grand River

Partially Treated (MG)
Dilute Raw Sewage (MG)
0.686

Cause: Combined stormwater and sewage. CSO was due to rainfall. Discharge was not disinfected. Only the surface water was impacted.
EGLE Action: Long-term Control Program

Lansing WWTP

Submission ID. **HNW-FNVB-FT06P**
Permit **MI0023400**
Outfall **017**

Start Day	Start Time	End Day	End Time
12/29/2019	5:15:00 AM	12/29/2019	11:30:00 AM

Rain(in.) = 0.65
Waterbody: Grand River

Partially Treated (MG)
Dilute Raw Sewage (MG)
0.267

Cause: Combined stormwater and sewage. CSO was due to rainfall. Discharge was not disinfected. Only the surface water was impacted.
EGLE Action: Long-term Control Program

MG = million gallons
CSO Discharges are as a result of wet weather. Dry weather CSO discharges are classified as SSOs.

MICHIGAN DEPARTMENT OF ENVIRONMENT, GREAT LAKES, AND ENERGY

Combined Sewer Overflow Detail Report
January 1 - December 31, 2019

Lansing WWTP

Submission ID. **HNW-FNVB-FT06P**
Permit **MI0023400**
Outfall **021**

Start Day	Start Time	End Day	End Time
12/29/2019	5:15:00 AM	12/29/2019	11:00:00 AM

Rain(in.) = 0.65
Waterbody: Grand River

Partially Treated (MG)	Dilute Raw Sewage (MG)
	0.154

Cause: Combined stormwater and sewage. CSO was due to rainfall. Discharge was not disinfected. Only the surface water was impacted.
EGLE Action: Long-term Control Program

Lansing WWTP

Submission ID. **HNW-FNVB-FT06P**
Permit **MI0023400**
Outfall **022**

Start Day	Start Time	End Day	End Time
12/29/2019	5:15:00 AM	12/29/2019	1:15:00 PM

Rain(in.) = 0.65
Waterbody: Grand River

Partially Treated (MG)	Dilute Raw Sewage (MG)
	1.473

Cause: Combined stormwater and sewage. CSO was due to rainfall. Discharge was not disinfected. Only the surface water was impacted.
EGLE Action: Long-term Control Program

Lansing WWTP

Submission ID. **HNW-FNVB-FT06P**
Permit **MI0023400**
Outfall **034**

Start Day	Start Time	End Day	End Time
12/29/2019	5:15:00 AM	12/29/2019	12:15:00 PM

Rain(in.) = 0.65
Waterbody: Grand River

Partially Treated (MG)	Dilute Raw Sewage (MG)
	1.810

Cause: Combined stormwater and sewage. CSO was due to rainfall. Discharge was not disinfected. Only the surface water was impacted.
EGLE Action: Long-term Control Program

MG = million gallons
CSO Discharges are as a result of wet weather. Dry weather CSO discharges are classified as SSOs.

MICHIGAN DEPARTMENT OF ENVIRONMENT, GREAT LAKES, AND ENERGY

Combined Sewer Overflow Detail Report
January 1 - December 31, 2019

Lansing WWTP

Submission ID. **HNW-FNVB-FT06P**
Permit **MI0023400**
Outfall **012**

Start Day	Start Time	End Day	End Time
12/29/2019	5:30:00 AM	12/29/2019	12:00:00 PM

Rain(in.) = 0.65
Waterbody: Grand River

Partially Treated (MG)	Dilute Raw Sewage (MG)
	0.429

Cause: Combined stormwater and sewage. CSO was due to rainfall. Discharge was not disinfected. Only the surface water was impacted.
EGLE Action: Long-term Control Program

Lansing WWTP

Submission ID. **HNW-FNVB-FT06P**
Permit **MI0023400**
Outfall **019**

Start Day	Start Time	End Day	End Time
12/29/2019	5:30:00 AM	12/29/2019	10:30:00 AM

Rain(in.) = 0.65
Waterbody: Grand River

Partially Treated (MG)	Dilute Raw Sewage (MG)
	0.383

Cause: Combined stormwater and sewage. CSO was due to rainfall. Discharge was not disinfected. Only the surface water was impacted.
EGLE Action: Long-term Control Program

Lansing WWTP

Submission ID. **HNW-FNVB-FT06P**
Permit **MI0023400**
Outfall **008**

Start Day	Start Time	End Day	End Time
12/29/2019	7:00:00 AM	12/29/2019	8:15:00 AM

Rain(in.) = 0.65
Waterbody: Grand River

Partially Treated (MG)	Dilute Raw Sewage (MG)
	0.157

Cause: Combined stormwater and sewage. CSO was due to rainfall. Discharge was not disinfected. Only the surface water was impacted.
EGLE Action: Long-term Control Program

MG = million gallons
CSO Discharges are as a result of wet weather. Dry weather CSO discharges are classified as SSOs.

MICHIGAN DEPARTMENT OF ENVIRONMENT, GREAT LAKES, AND ENERGY

Combined Sewer Overflow Detail Report
January 1 - December 31, 2019

Lansing WWTP

Submission ID. **HNW-FPBD-AP3X8**
Permit **MI0023400**
Outfall **016**

Start Day	Start Time	End Day	End Time
12/29/2019	9:00:00 PM	12/30/2019	10:45:00 AM

Rain(in.) = 1.65
Waterbody: Grand River

Partially Treated (MG)	Dilute Raw Sewage (MG)
	0.663

Cause: Combined stormwater and sewage. CSO was due to rainfall. Discharge was not disinfected. Only the surface water was impacted.
EGLE Action: Long-term Control Program

Lansing WWTP

Submission ID. **HNW-FPBD-AP3X8**
Permit **MI0023400**
Outfall **024**

Start Day	Start Time	End Day	End Time
12/29/2019	9:00:00 PM	12/30/2019	11:00:00 AM

Rain(in.) = 1.65
Waterbody: Grand River

Partially Treated (MG)	Dilute Raw Sewage (MG)
	2.214

Cause: Combined stormwater and sewage. CSO was due to rainfall. Discharge was not disinfected. Only the surface water was impacted.
EGLE Action: Long-term Control Program

Lansing WWTP

Submission ID. **HNW-FPBD-AP3X8**
Permit **MI0023400**
Outfall **026**

Start Day	Start Time	End Day	End Time
12/29/2019	9:00:00 PM	12/30/2019	10:30:00 AM

Rain(in.) = 1.65
Waterbody: Red Cedar River

Partially Treated (MG)	Dilute Raw Sewage (MG)
	0.451

Cause: Combined stormwater and sewage. CSO was due to rainfall. Discharge was not disinfected. Only the surface water was impacted.
EGLE Action: Long-term Control Program

MG = million gallons
CSO Discharges are as a result of wet weather. Dry weather CSO discharges are classified as SSOs.

MICHIGAN DEPARTMENT OF ENVIRONMENT, GREAT LAKES, AND ENERGY

Combined Sewer Overflow Detail Report
January 1 - December 31, 2019

Lansing WWTP

Submission ID. **HNW-FPBD-AP3X8**
Permit **MI0023400**
Outfall **032**

Start Day	Start Time	End Day	End Time
12/29/2019	9:00:00 PM	12/30/2019	11:45:00 AM

Rain(in.) = 1.65
Waterbody: Red Cedar River

Partially Treated (MG)
Dilute Raw Sewage (MG)
0.763

Cause: Combined stormwater and sewage. CSO was due to rainfall. Discharge was not disinfected. Only the surface water was impacted.
EGLE Action: Long-term Control Program

Lansing WWTP

Submission ID. **HNW-FPBD-AP3X8**
Permit **MI0023400**
Outfall **046**

Start Day	Start Time	End Day	End Time
12/29/2019	9:00:00 PM	12/30/2019	10:00:00 AM

Rain(in.) = 1.65
Waterbody: Grand River

Partially Treated (MG)
Dilute Raw Sewage (MG)
0.322

Cause: Combined stormwater and sewage. CSO was due to rainfall. Discharge was not disinfected. Only the surface water was impacted.
EGLE Action: Long-term Control Program

Lansing WWTP

Submission ID. **HNW-FPBD-AP3X8**
Permit **MI0023400**
Outfall **011**

Start Day	Start Time	End Day	End Time
12/29/2019	9:15:00 PM	12/30/2019	10:15:00 AM

Rain(in.) = 1.65
Waterbody: Grand River

Partially Treated (MG)
Dilute Raw Sewage (MG)
0.172

Cause: Combined stormwater and sewage. CSO was due to rainfall. Discharge was not disinfected. Only the surface water was impacted.
EGLE Action: Long-term Control Program

MG = million gallons
CSO Discharges are as a result of wet weather. Dry weather CSO discharges are classified as SSOs.

MICHIGAN DEPARTMENT OF ENVIRONMENT, GREAT LAKES, AND ENERGY

Combined Sewer Overflow Detail Report
January 1 - December 31, 2019

Lansing WWTP

Submission ID. **HNW-FPBD-AP3X8**
Permit **MI0023400**
Outfall **009**

Start Day	Start Time	End Day	End Time
12/29/2019	10:00:00 PM	12/30/2019	10:15:00 AM

Rain(in.) = 1.65
Waterbody: Grand River

Partially Treated (MG)	Dilute Raw Sewage (MG)
	0.920

Cause: Combined stormwater and sewage. CSO was due to rainfall. Discharge was not disinfected. Only the surface water was impacted.
EGLE Action: Long-term Control Program

Lansing WWTP

Submission ID. **HNW-FPBD-AP3X8**
Permit **MI0023400**
Outfall **015**

Start Day	Start Time	End Day	End Time
12/29/2019	10:00:00 PM	12/30/2019	11:30:00 AM

Rain(in.) = 1.65
Waterbody: Grand River

Partially Treated (MG)	Dilute Raw Sewage (MG)
	1.645

Cause: Combined stormwater and sewage. CSO was due to rainfall. Discharge was not disinfected. Only the surface water was impacted.
EGLE Action: Long-term Control Program

Lansing WWTP

Submission ID. **HNW-FPBD-AP3X8**
Permit **MI0023400**
Outfall **012**

Start Day	Start Time	End Day	End Time
12/29/2019	10:15:00 PM	12/30/2019	11:15:00 AM

Rain(in.) = 1.65
Waterbody: Grand River

Partially Treated (MG)	Dilute Raw Sewage (MG)
	1.137

Cause: Combined stormwater and sewage. CSO was due to rainfall. Discharge was not disinfected. Only the surface water was impacted.
EGLE Action: Long-term Control Program

MG = million gallons
CSO Discharges are as a result of wet weather. Dry weather CSO discharges are classified as SSOs.

MICHIGAN DEPARTMENT OF ENVIRONMENT, GREAT LAKES, AND ENERGY

Combined Sewer Overflow Detail Report
January 1 - December 31, 2019

Lansing WWTP

Submission ID. **HNW-FPBD-AP3X8**
Permit **MI0023400**
Outfall **017**

Start Day	Start Time	End Day	End Time
12/29/2019	10:15:00 PM	12/30/2019	11:00:00 AM

Rain(in.) = 1.65
Waterbody: Grand River

Partially Treated (MG)	Dilute Raw Sewage (MG)
	0.712

Cause: Combined stormwater and sewage. CSO was due to rainfall. Discharge was not disinfected. Only the surface water was impacted.
EGLE Action: Long-term Control Program

Lansing WWTP

Submission ID. **HNW-FPBD-AP3X8**
Permit **MI0023400**
Outfall **019**

Start Day	Start Time	End Day	End Time
12/29/2019	10:15:00 PM	12/30/2019	8:15:00 AM

Rain(in.) = 1.65
Waterbody: Grand River

Partially Treated (MG)	Dilute Raw Sewage (MG)
	1.062

Cause: Combined stormwater and sewage. CSO was due to rainfall. Discharge was not disinfected. Only the surface water was impacted.
EGLE Action: Long-term Control Program

Lansing WWTP

Submission ID. **HNW-FPBD-AP3X8**
Permit **MI0023400**
Outfall **021**

Start Day	Start Time	End Day	End Time
12/29/2019	10:15:00 PM	12/30/2019	10:30:00 AM

Rain(in.) = 1.65
Waterbody: Grand River

Partially Treated (MG)	Dilute Raw Sewage (MG)
	0.410

Cause: Combined stormwater and sewage. CSO was due to rainfall. Discharge was not disinfected. Only the surface water was impacted.
EGLE Action: Long-term Control Program

MG = million gallons
CSO Discharges are as a result of wet weather. Dry weather CSO discharges are classified as SSOs.

MICHIGAN DEPARTMENT OF ENVIRONMENT, GREAT LAKES, AND ENERGY

Combined Sewer Overflow Detail Report
January 1 - December 31, 2019

Lansing WWTP

Submission ID. **HNW-FPBD-AP3X8**
Permit **MI0023400**
Outfall **022**

Start Day	Start Time	End Day	End Time
12/29/2019	10:15:00 PM	12/30/2019	11:45:00 AM

Rain(in.) = 1.65
Waterbody: Grand River

Partially Treated (MG)	Dilute Raw Sewage (MG)
	3.957

Cause: Combined stormwater and sewage. CSO was due to rainfall. Discharge was not disinfected. Only the surface water was impacted.
EGLE Action: Long-term Control Program

Lansing WWTP

Submission ID. **HNW-FPBD-AP3X8**
Permit **MI0023400**
Outfall **034**

Start Day	Start Time	End Day	End Time
12/29/2019	10:15:00 PM	12/30/2019	11:15:00 AM

Rain(in.) = 1.65
Waterbody: Grand River

Partially Treated (MG)	Dilute Raw Sewage (MG)
	4.832

Cause: Combined stormwater and sewage. CSO was due to rainfall. Discharge was not disinfected. Only the surface water was impacted.
EGLE Action: Long-term Control Program

Lansing WWTP

Submission ID. **HNW-FPBD-AP3X8**
Permit **MI0023400**
Outfall **008**

Start Day	Start Time	End Day	End Time
12/29/2019	10:45:00 PM	12/30/2019	7:15:00 AM

Rain(in.) = 1.65
Waterbody: Grand River

Partially Treated (MG)	Dilute Raw Sewage (MG)
	0.738

Cause: Combined stormwater and sewage. CSO was due to rainfall. Discharge was not disinfected. Only the surface water was impacted.
EGLE Action: Long-term Control Program

MG = million gallons
CSO Discharges are as a result of wet weather. Dry weather CSO discharges are classified as SSOs.

MICHIGAN DEPARTMENT OF ENVIRONMENT, GREAT LAKES, AND ENERGY

Combined Sewer Overflow Detail Report
January 1 - December 31, 2019

Lansing WWTP

Submission ID. **HNW-FPBD-AP3X8**
Permit **MI0023400**
Outfall **014**

Start Day	Start Time	End Day	End Time
12/30/2019	4:30:00 AM	12/30/2019	6:45:00 AM

Rain(in.) = 1.65
Waterbody: Grand River

Partially Treated (MG)	Dilute Raw Sewage (MG)
	0.171

Cause: Combined stormwater and sewage. CSO was due to rainfall. Discharge was not disinfected. Only the surface water was impacted.
EGLE Action: Long-term Control Program

Totals Lansing WWTP

Partially Treated (MG)	Dilute Raw Sewage (MG)
	454.02

Long-term Control Program being implemented; an Administrative Consent Order (ACO) with integrated plan requirements to correct CSO and SSO discharges. The ACO requires that core CSO correction be completed by December 31, 2032. The remaining CSO correction will be completed under the adaptive management approach. Adaptive management will consider lessons learned during the previous phase; a recalibrated hydraulic model and Wet Weather Control Plan update in 2023; green infrastructure; and includes appropriate revisions to correction projects specified for subsequent phases.

County Totals Ingham

Partially Treated (MG)	Dilute Raw Sewage (MG)
	454.02

MG = million gallons
CSO Discharges are as a result of wet weather. Dry weather CSO discharges are classified as SSOs.

MICHIGAN DEPARTMENT OF ENVIRONMENT, GREAT LAKES, AND ENERGY

Combined Sewer Overflow Detail Report
January 1 - December 31, 2019

Schoolcraft

Manistique WWTP

Manistique WWTP

Submission ID. **HNN-9DK3-NS7EV**
Permit **23515**
Outfall **003**

Start Day	Start Time	End Day	End Time
3/15/2019	7:07:00 PM	3/15/2019	7:45:00 AM

Rain(in.) = 0.99
Waterbody: Manistique River

Partially Treated (MG)	Dilute Raw Sewage (MG)
	0.007

Cause: heavy rain with excessive snow melt
EGLE Action: Long-term Control Program

Manistique WWTP

Submission ID. **HNN-W8N7-RAVFE**
Permit **23515**
Outfall **003**

Start Day	Start Time	End Day	End Time
4/8/2019	4:30:00 AM	4/10/2019	8:00:00 AM

Rain(in.) = 1.29
Waterbody: Manistique River

Partially Treated (MG)	Dilute Raw Sewage (MG)
	0.680

Cause: saturated ground, Rain & Snow melt
EGLE Action: Long-term Control Program

MG = million gallons
CSO Discharges are as a result of wet weather. Dry weather CSO discharges are classified as SSOs.

MICHIGAN DEPARTMENT OF ENVIRONMENT, GREAT LAKES, AND ENERGY

Combined Sewer Overflow Detail Report
January 1 - December 31, 2019

Manistique WWTP

Submission ID. **HNN-ZDW0-XF7V7**
Permit **23515**
Outfall **003**

Start Day	Start Time	End Day	End Time
4/12/2019	10:30:00 AM	4/13/2019	2:00:00 PM

Rain(in.) = 0.96
Waterbody: Manistique River

Partially Treated (MG)	Dilute Raw Sewage (MG)
	0.126

Cause: saturated ground and .96" of snow and rain
EGLE Action: Long-term Control Program

Manistique WWTP

Submission ID. **HNP-44CV-BK5Q7**
Permit **MI0023515**
Outfall **003**

Start Day	Start Time	End Day	End Time
4/18/2019	5:10:00 AM	4/19/2019	6:00:00 PM

Rain(in.) = 1.39
Waterbody: Manistique River

Partially Treated (MG)	Dilute Raw Sewage (MG)
	0.363

Cause: 1.39" of Rain in 10 hours, plus snow melt , very high ground water and saturated soils.
EGLE Action: Long-term Control Program

Manistique WWTP

Submission ID. **HNP-CR9X-QPDDV**
Permit **MI0023515**
Outfall **003**

Start Day	Start Time	End Day	End Time
4/24/2019	6:00:00 PM	4/25/2019	10:00:00 AM

Rain(in.) = 0.85
Waterbody: Manistique River

Partially Treated (MG)	Dilute Raw Sewage (MG)
	0.109

Cause: Two week long on and off rain events, snow melt & saturated soils.
EGLE Action: Long-term Control Program

MG = million gallons
CSO Discharges are as a result of wet weather. Dry weather CSO discharges are classified as SSOs.

MICHIGAN DEPARTMENT OF ENVIRONMENT, GREAT LAKES, AND ENERGY

Combined Sewer Overflow Detail Report
January 1 - December 31, 2019

Manistique WWTP

Submission ID. **HNP-YYPV-JQRDJ**
Permit **23515**
Outfall **003**

Start Day	Start Time	End Day	End Time
5/19/2019	10:00:00 AM	5/20/2019	6:30:00 PM

Rain(in.) = 2.08
Waterbody: Manistique River

Partially Treated (MG)	Dilute Raw Sewage (MG)
	0.390

Cause: heavy rain event
EGLE Action: Long-term Control Program

Manistique WWTP

Submission ID. **HNQ-3DCF-7379A**
Permit **23515**
Outfall **003**

Start Day	Start Time	End Day	End Time
5/28/2019	5:30:00 AM	5/28/2019	6:30:00 PM

Rain(in.) = 1.05
Waterbody: Manistique River

Partially Treated (MG)	Dilute Raw Sewage (MG)
	0.012

Cause: heavy rain event
EGLE Action: Long-term Control Program

Manistique WWTP

Submission ID. **HNR-1AFX-TA1ZA**
Permit **23515**
Outfall **003**

Start Day	Start Time	End Day	End Time
7/1/2019	7:30:00 PM	7/2/2019	1:00:00 AM

Rain(in.) = 2.08
Waterbody: Manistique River

Partially Treated (MG)	Dilute Raw Sewage (MG)
	0.244

Cause: Significant rain event, 2.08" in fours with 1.55 inches in an hour
EGLE Action: Long-term Control Program

MG = million gallons
CSO Discharges are as a result of wet weather. Dry weather CSO discharges are classified as SSOs.

MICHIGAN DEPARTMENT OF ENVIRONMENT, GREAT LAKES, AND ENERGY

Combined Sewer Overflow Detail Report
January 1 - December 31, 2019

Manistique WWTP

Submission ID. **HNR-X0KN-5GQ8Z**
Permit **MI0023515**
Outfall **003**

Start Day	Start Time	End Day	End Time
8/7/2019	4:30:00 PM	8/7/2019	6:00:00 PM

Rain(in.) = 1.35
Waterbody: Manistique River

Partially Treated (MG)

Dilute Raw Sewage (MG)
0.013

Cause: 1.25" of rain in 60 minutes
EGLE Action: Long-term Control Program

Manistique WWTP

Submission ID. **HNS-TXXG-HPTY9**
Permit **MI0023515**
Outfall **003**

Start Day	Start Time	End Day	End Time
9/13/2019	4:20:00 AM	9/13/2019	1:15:00 PM

Rain(in.) = 1.79
Waterbody: Manistique River

Partially Treated (MG)

Dilute Raw Sewage (MG)
0.278

Cause: Significant fast rain event
EGLE Action: Long-term Control Program

Manistique WWTP

Submission ID. **HNT-0D33-D2MRN**
Permit **MI0023515**
Outfall **003**

Start Day	Start Time	End Day	End Time
9/19/2019	3:00:00 PM	9/19/2019	12:00:00 PM

Rain(in.) = 2.18
Waterbody: Manistique River

Partially Treated (MG)

Dilute Raw Sewage (MG)
0.127

Cause: Significant fast large rain event
EGLE Action: Long-term Control Program

MG = million gallons
CSO Discharges are as a result of wet weather. Dry weather CSO discharges are classified as SSOs.

MICHIGAN DEPARTMENT OF ENVIRONMENT, GREAT LAKES, AND ENERGY

Combined Sewer Overflow Detail Report
January 1 - December 31, 2019

Manistique WWTP

Submission ID. **HNT-B9DV-MDX9T**
Permit **MI0023515**
Outfall **003**

Start Day	Start Time	End Day	End Time
9/30/2019	1:45:00 PM	10/1/2019	6:00:00 AM

Rain(in.) = 1.89
Waterbody: Manistique River

Partially Treated (MG)
Dilute Raw Sewage (MG)
0.398

Cause: Significant heavy & fast rain event with saturated soils
EGLE Action: Long-term Control Program

Manistique WWTP

Submission ID. **HNT-M0DN-82NW1**
Permit **MI0023515**
Outfall **003**

Start Day	Start Time	End Day	End Time
10/16/2019	5:30:00 AM	10/16/2019	11:00:00 AM

Rain(in.) = 1.06
Waterbody: Manistique River

Partially Treated (MG)
Dilute Raw Sewage (MG)
0.062

Cause: Significant rain event with saturated soils from previous rain events
EGLE Action: Long-term Control Program

Manistique WWTP

Submission ID. **HNW-GG9K-EQ2S1**
Permit **23515**
Outfall **003**

Start Day	Start Time	End Day	End Time
12/30/2019	10:30:00 AM	12/31/2019	10:30:00 AM

Rain(in.) = 3.05
Waterbody: Manistique River

Partially Treated (MG)
Dilute Raw Sewage (MG)
1.860

Cause: Major quick rain event & snowmelt event
EGLE Action: Long-term Control Program

MG = million gallons
CSO Discharges are as a result of wet weather. Dry weather CSO discharges are classified as SSOs.

MICHIGAN DEPARTMENT OF ENVIRONMENT, GREAT LAKES, AND ENERGY

Combined Sewer Overflow Detail Report
January 1 - December 31, 2019

Totals **Manistique WWTP**

Partially Treated (MG)	Dilute Raw Sewage (MG)
	4.67

Long-term Control Program being implemented; permit requires elimination of discharges from the one remaining outfall by Jan. 1, 2020. Facility is one construction project away from elimination of the last CSO.

County Totals **Schoolcraft**

Partially Treated (MG)	Dilute Raw Sewage (MG)
	4.67

MG = million gallons

CSO Discharges are as a result of wet weather. Dry weather CSO discharges are classified as SSOs.

MICHIGAN DEPARTMENT OF ENVIRONMENT, GREAT LAKES, AND ENERGY

Combined Sewer Overflow Detail Report
January 1 - December 31, 2019

St. Clair

Port Huron WWTP

Port Huron WWTP

Submission ID. **HNK-NM95-ASYZQ**
Permit **MI0023833**
Outfall **005**

Start Day	Start Time	End Day	End Time
1/7/2019	6:00:00 PM	1/7/2019	10:00:00 PM

Rain(in.) = 0.28
Waterbody: Black River

Partially Treated (MG)	Dilute Raw Sewage (MG)
	0.006

Cause: Combined sewer overflow due to rain event. 6,000 gallons of combined wastewater was discharged, of which approximately 175 gallons was sanitary wastewater.

EGLE Action: Long-term Control Program

Port Huron WWTP

Submission ID. **HNM-0FMC-XVKMM**
Permit **MI0023833**
Outfall **005**

Start Day	Start Time	End Day	End Time
1/19/2019	6:00:00 PM	1/19/2019	7:00:00 AM

Rain(in.) = 0.25
Waterbody: Black River

Partially Treated (MG)	Dilute Raw Sewage (MG)
	0.005

Cause: Combined sewer overflow due to snow event. 5,000 gallons of combined wastewater was discharged, of which approximately 875 gallons was sanitary waste.

EGLE Action: Long-term Control Program

MG = million gallons
CSO Discharges are as a result of wet weather. Dry weather CSO discharges are classified as SSOs.

MICHIGAN DEPARTMENT OF ENVIRONMENT, GREAT LAKES, AND ENERGY

Combined Sewer Overflow Detail Report
January 1 - December 31, 2019

Port Huron WWTP

Submission ID. **HNM-2ZK0-HHZXT**
Permit **MI0023833**
Outfall **005**

Start Day	Start Time	End Day	End Time
1/23/2019	9:12:00 AM	1/23/2019	11:45:00 PM

Rain(in.) = 0.55
Waterbody: Black River

Partially Treated (MG)

Dilute Raw Sewage (MG)
0.020

Cause: 20,000 gallons of combined wastewater - of which approximately 2,475 gallons was sanitary wastewater.
EGLE Action: Long-term Control Program

Port Huron WWTP

Submission ID. **HNM-AP44-K2TEN**
Permit **MI0023833**
Outfall **005**

Start Day	Start Time	End Day	End Time
2/3/2019	12:30:00 PM	2/4/2019	1:00:00 AM

Rain(in.) = 0.45
Waterbody: Black River

Partially Treated (MG)

Dilute Raw Sewage (MG)
0.014

Cause: 14,000 gallons of combined wastewater, of which approximately 1,125 gallons was sanitary wastewater.
EGLE Action: Long-term Control Program

Port Huron WWTP

Submission ID. **HNM-D6SB-Q0TMM**
Permit **MI0023833**
Outfall **005**

Start Day	Start Time	End Day	End Time
2/6/2019	9:30:00 AM	2/7/2019	3:00:00 AM

Rain(in.) = 0.54
Waterbody: Black River

Partially Treated (MG)

Dilute Raw Sewage (MG)
0.019

Cause: 19,000 gallons of combined wastewater, of which approximately 1,080 gallons was sanitary wastewater.
EGLE Action: Long-term Control Program

MG = million gallons
CSO Discharges are as a result of wet weather. Dry weather CSO discharges are classified as SSOs.

MICHIGAN DEPARTMENT OF ENVIRONMENT, GREAT LAKES, AND ENERGY

Combined Sewer Overflow Detail Report
January 1 - December 31, 2019

Port Huron WWTP

Submission ID. **HNM-K86B-XMG0D**
Permit **MI0023833**
Outfall **005**

Start Day	Start Time	End Day	End Time
2/12/2019	12:00:00 PM	2/12/2019	10:30:00 PM

Rain(in.) = 0.7
Waterbody: Black River

Partially Treated (MG)	Dilute Raw Sewage (MG)
	0.030

Cause: Combined sewer overflow due to rain event. 30,000 gallons of combined wastewater was discharged, of which approximately 2,625 gallons was sanitary wastewater.

EGLE Action: Long-term Control Program

Port Huron WWTP

Submission ID. **HNN-0W00-P7RR0**
Permit **MI0023833**
Outfall **005**

Start Day	Start Time	End Day	End Time
2/24/2019	4:00:00 AM	2/24/2019	11:30:00 PM

Rain(in.) = 0.22
Waterbody: Black River

Partially Treated (MG)	Dilute Raw Sewage (MG)
	0.004

Cause: Combined sewer overflow due to rain event. 4,000 gallons of combined wastewater was discharged, of which approximately 1,265 gallons was sanitary wastewater.

EGLE Action: Long-term Control Program

MG = million gallons
CSO Discharges are as a result of wet weather. Dry weather CSO discharges are classified as SSOs.

MICHIGAN DEPARTMENT OF ENVIRONMENT, GREAT LAKES, AND ENERGY

Combined Sewer Overflow Detail Report
January 1 - December 31, 2019

Port Huron WWTP

Submission ID. **HNN-1J03-V0KVB**
Permit **MI0023833**
Outfall **005**

Start Day	Start Time	End Day	End Time
3/2/2019	11:00:00 AM	3/2/2019	9:00:00 PM

Rain(in.) = 0.22
Waterbody: Black River

Partially Treated (MG)	Dilute Raw Sewage (MG)
	0.004

Cause: Combined sewer overflow due to snow melt. 4,000 gallons of combined wastewater was discharged, of which 770 gallons was sanitary wastewater.

EGLE Action: Long-term Control Program

Port Huron WWTP

Submission ID. **HNN-8M2W-KH9TR**
Permit **MI0023833**
Outfall **005**

Start Day	Start Time	End Day	End Time
3/9/2019	10:30:00 PM	3/10/2019	11:30:00 PM

Rain(in.) = 0.53
Waterbody: Black River

Partially Treated (MG)	Dilute Raw Sewage (MG)
	0.018

Cause: Combined sewer overflow due to rain event. 18,000 gallons of combined wastewater was discharged, of which approximately 596 gallons was sanitary wastewater.

EGLE Action: Long-term Control Program

MG = million gallons
CSO Discharges are as a result of wet weather. Dry weather CSO discharges are classified as SSOs.

MICHIGAN DEPARTMENT OF ENVIRONMENT, GREAT LAKES, AND ENERGY

Combined Sewer Overflow Detail Report
January 1 - December 31, 2019

Port Huron WWTP

Submission ID. **HNN-BPPE-J5BKW**
Permit **MI0023833**
Outfall **005**

Start Day	Start Time	End Day	End Time
3/14/2019	6:00:00 PM	3/15/2019	2:30:00 AM

Rain(in.) = 0.32
Waterbody: Black River

Partially Treated (MG)	Dilute Raw Sewage (MG)
	0.008

Cause: Combined sewer overflow due to rain event. 8,000 gallons of combined wastewater was discharged, of which approximately 600 gallons was sanitary wastewater.

EGLE Action: Long-term Control Program

Port Huron WWTP

Submission ID. **HNN-RAJJ-XXB05**
Permit **MI0023833**
Outfall **005**

Start Day	Start Time	End Day	End Time
3/30/2019	5:00:00 AM	4/2/2019	2:00:00 AM

Rain(in.) = 1.4
Waterbody: Black River

Partially Treated (MG)	Dilute Raw Sewage (MG)
	0.101

Cause: Combined sewer overflow due to rain event. An estimated 101,000 gallons of combined wastewater was discharged, of which approximately 4,000 gallons was sanitary waste.

EGLE Action: Long-term Control Program

MG = million gallons
CSO Discharges are as a result of wet weather. Dry weather CSO discharges are classified as SSOs.

MICHIGAN DEPARTMENT OF ENVIRONMENT, GREAT LAKES, AND ENERGY

Combined Sewer Overflow Detail Report
January 1 - December 31, 2019

Port Huron WWTP

Submission ID. **HNP-50ZP-XZ8QX**
Permit **MI0023833**
Outfall **005**

Start Day	Start Time	End Day	End Time
4/14/2019	9:00:00 AM	4/15/2019	3:00:00 AM

Rain(in.) = 0.63
Waterbody: Black River

Partially Treated (MG)	Dilute Raw Sewage (MG)
	0.025

Cause: Combined sewer overflow due to rain event. 25,000 gallons of combined wastewater was discharged, of which approximately 1,654 gallons was sanitary wastewater.

EGLE Action: Long-term Control Program

Port Huron WWTP

Submission ID. **HNP-51D0-5QC7K**
Permit **MI0023833**
Outfall **005**

Start Day	Start Time	End Day	End Time
4/16/2019	10:30:00 AM	4/17/2019	3:00:00 AM

Rain(in.) = 0.47
Waterbody: Black River

Partially Treated (MG)	Dilute Raw Sewage (MG)
	0.015

Cause: Combined sewer overflow due to rain event. 15,000 gallons of combined wastewater was discharged, of which approximately 1,234 gallons was sanitary wastewater.

EGLE Action: Long-term Control Program

MG = million gallons
CSO Discharges are as a result of wet weather. Dry weather CSO discharges are classified as SSOs.

MICHIGAN DEPARTMENT OF ENVIRONMENT, GREAT LAKES, AND ENERGY

Combined Sewer Overflow Detail Report
January 1 - December 31, 2019

Port Huron WWTP

Submission ID. **HNP-DK7R-82HPV**
Permit **MI0023833**
Outfall **005**

Start Day	Start Time	End Day	End Time
4/18/2019	7:00:00 PM	4/19/2019	12:00:00 AM

Rain(in.) = 0.23
Waterbody: Black River

Partially Treated (MG)	Dilute Raw Sewage (MG)
	0.004

Cause: Combined sewer overflow due to rain event. 4,000 gallons of combined wastewater was discharged, of which approximately 920 gallons was sanitary wastewater.

EGLE Action: Long-term Control Program

Port Huron WWTP

Submission ID. **HNP-DKK0-F5W88**
Permit **MI0023833**
Outfall **005**

Start Day	Start Time	End Day	End Time
4/19/2019	12:00:00 AM	4/20/2019	12:00:00 AM

Rain(in.) = 0.73
Waterbody: Black River

Partially Treated (MG)	Dilute Raw Sewage (MG)
	0.032

Cause: Combined sewer overflow due to rain event. 32,000 gallons of combined wastewater was discharged, of which approximately 4,198 gallons was sanitary wastewater.

EGLE Action: Long-term Control Program

MG = million gallons
CSO Discharges are as a result of wet weather. Dry weather CSO discharges are classified as SSOs.

MICHIGAN DEPARTMENT OF ENVIRONMENT, GREAT LAKES, AND ENERGY

Combined Sewer Overflow Detail Report
January 1 - December 31, 2019

Port Huron WWTP

Submission ID. **HNP-DM0Z-WPY7M**
Permit **MI0023833**
Outfall **005**

Start Day	Start Time	End Day	End Time
4/20/2019	12:00:00 AM	4/24/2019	4:00:00 AM

Rain(in.) = 0.78
Waterbody: Black River

Partially Treated (MG)	Dilute Raw Sewage (MG)
	0.036

Cause: Combined sewer overflow due to rain event. 36,000 gallons of combined wastewater was discharged, of which approximately 2,535 gallons was sanitary wastewater.

EGLE Action: Long-term Control Program

Port Huron WWTP

Submission ID. **HNP-EA20-DXCFP**
Permit **MI0023833**
Outfall **005**

Start Day	Start Time	End Day	End Time
4/26/2019	2:00:00 AM	4/29/2019	3:00:00 AM

Rain(in.) = 1.25
Waterbody: Black River

Partially Treated (MG)	Dilute Raw Sewage (MG)
	0.083

Cause: Combined sewer overflow due to rain event. 83,000 gallons of combined wastewater was discharged, of which approximately 9,000 gallons was sanitary wastewater.

EGLE Action: Long-term Control Program

MG = million gallons
CSO Discharges are as a result of wet weather. Dry weather CSO discharges are classified as SSOs.

MICHIGAN DEPARTMENT OF ENVIRONMENT, GREAT LAKES, AND ENERGY

Combined Sewer Overflow Detail Report
January 1 - December 31, 2019

Port Huron WWTP

Submission ID. **HNP-EA9Z-25N3P**
Permit **MI0023833**
Outfall **005**

Start Day	Start Time	End Day	End Time
4/29/2019	2:00:00 PM	4/30/2019	6:00:00 AM

Rain(in.) = 0.26
Waterbody: Black River

Partially Treated (MG)	Dilute Raw Sewage (MG)
	0.005

Cause: Combined sewer overflow due to rain event. 5,000 gallons of combined wastewater was discharged, of which approximately 618 gallons was sanitary wastewater.

EGLE Action: Long-term Control Program

Port Huron WWTP

Submission ID. **HNP-FX4J-1S3YT**
Permit **MI0023833**
Outfall **005**

Start Day	Start Time	End Day	End Time
4/30/2019	9:00:00 PM	5/1/2019	12:00:00 AM

Rain(in.) = 0.27
Waterbody: Black River

Partially Treated (MG)	Dilute Raw Sewage (MG)
	0.006

Cause: Combined sewer overflow due to rain event. 6,000 gallons of combined wastewater was discharged, of which approximately 270 gallons was sanitary wastewater.

EGLE Action: Long-term Control Program

MG = million gallons
CSO Discharges are as a result of wet weather. Dry weather CSO discharges are classified as SSOs.

MICHIGAN DEPARTMENT OF ENVIRONMENT, GREAT LAKES, AND ENERGY

Combined Sewer Overflow Detail Report
January 1 - December 31, 2019

Port Huron WWTP

Submission ID. **HNP-FXDF-AVV61**
Permit **MI0023833**
Outfall **005**

Start Day	Start Time	End Day	End Time
5/1/2019	12:00:00 AM	5/3/2019	3:00:00 AM

Rain(in.) = 0.57
Waterbody: Black River

Partially Treated (MG)	Dilute Raw Sewage (MG)
	0.021

Cause: Combined sewer overflow due to rain event. 21,000 gallons of combined wastewater was discharged, of which approximately 855 gallons was sanitary wastewater.

EGLE Action: Long-term Control Program

Port Huron WWTP

Submission ID. **HNP-NAV8-EMQ0V**
Permit **MI0023833**
Outfall **005**

Start Day	Start Time	End Day	End Time
5/7/2019	3:30:00 AM	5/8/2019	3:30:00 AM

Rain(in.) = 0.4
Waterbody: Black River

Partially Treated (MG)	Dilute Raw Sewage (MG)
	0.011

Cause: Combined sewer overflow due to rain event. 11,000 gallons of combined wastewater was discharged, of which approximately 1,100 gallons was sanitary wastewater.

EGLE Action: Long-term Control Program

MG = million gallons
CSO Discharges are as a result of wet weather. Dry weather CSO discharges are classified as SSOs.

MICHIGAN DEPARTMENT OF ENVIRONMENT, GREAT LAKES, AND ENERGY

Combined Sewer Overflow Detail Report
January 1 - December 31, 2019

Port Huron WWTP

Submission ID. **HNP-X89R-FE4FB**
Permit **MI0023833**
Outfall **005**

Start Day	Start Time	End Day	End Time
5/19/2019	4:30:00 PM	5/19/2019	10:30:00 PM

Rain(in.) = 0.39
Waterbody: Black River

Partially Treated (MG)	Dilute Raw Sewage (MG)
	0.011

Cause: Combined sewer overflow due to rain event. 11,000 gallons of combined wastewater was discharged, of which approximately 683 gallons was sanitary wastewater.

EGLE Action: Long-term Control Program

Port Huron WWTP

Submission ID. **HNQ-0BDB-VV8WN**
Permit **MI0023833**
Outfall **005**

Start Day	Start Time	End Day	End Time
5/23/2019	8:00:00 AM	5/23/2019	7:00:00 PM

Rain(in.) = 0.3
Waterbody: Black River

Partially Treated (MG)	Dilute Raw Sewage (MG)
	0.007

Cause: Combined sewer overflow due to rain event. 7,000 gallons of combined wastewater was discharged, of which approximately 750 gallons was sanitary wastewater.

EGLE Action: Long-term Control Program

MG = million gallons
CSO Discharges are as a result of wet weather. Dry weather CSO discharges are classified as SSOs.

MICHIGAN DEPARTMENT OF ENVIRONMENT, GREAT LAKES, AND ENERGY

Combined Sewer Overflow Detail Report
January 1 - December 31, 2019

Port Huron WWTP

Submission ID. **HNQ-3AHG-ZEE2R**
Permit **MI0023833**
Outfall **005**

Start Day	Start Time	End Day	End Time
5/25/2019	5:30:00 AM	5/26/2019	1:30:00 AM

Rain(in.) = 0.64
Waterbody: Black River

Partially Treated (MG)	Dilute Raw Sewage (MG)
	0.026

Cause: Combined sewer overflow due to rain event. 26,000 gallons of combined wastewater was discharged, of which approximately 1,760 gallons was sanitary wastewater.

EGLE Action: Long-term Control Program

Port Huron WWTP

Submission ID. **HNQ-479W-1CWE5**
Permit **MI0023833**
Outfall **005**

Start Day	Start Time	End Day	End Time
5/28/2019	6:00:00 AM	5/28/2019	1:30:00 PM

Rain(in.) = 0.25
Waterbody: Black River

Partially Treated (MG)	Dilute Raw Sewage (MG)
	0.005

Cause: Combined sewer overflow due to rain event. 5,000 gallons of combined wastewater was discharged, of which approximately 188 gallons was sanitary wastewater.

EGLE Action: Long-term Control Program

MG = million gallons
CSO Discharges are as a result of wet weather. Dry weather CSO discharges are classified as SSOs.

MICHIGAN DEPARTMENT OF ENVIRONMENT, GREAT LAKES, AND ENERGY

Combined Sewer Overflow Detail Report
January 1 - December 31, 2019

Port Huron WWTP

Submission ID. **HNQ-8AA9-3QENR**
Permit **MI0023833**
Outfall **005**

Start Day	Start Time	End Day	End Time
6/1/2019	3:30:00 PM	6/2/2019	4:00:00 AM

Rain(in.) = 0.7
Waterbody: Black River

Partially Treated (MG)	Dilute Raw Sewage (MG)
	0.030

Cause: Combined sewer overflow due to rain event. 30,000 gallons of combined wastewater was discharged, of which approximately 4,025 gallons was sanitary wastewater.

EGLE Action: Long-term Control Program

Port Huron WWTP

Submission ID. **HNQ-BDZV-78X5Q**
Permit **MI0023833**
Outfall **005**

Start Day	Start Time	End Day	End Time
6/5/2019	9:00:00 AM	6/5/2019	7:00:00 PM

Rain(in.) = 0.34
Waterbody: Black River

Partially Treated (MG)	Dilute Raw Sewage (MG)
	0.008

Cause: Combined sewer overflow due to rain event. 8,000 gallons of combined wastewater was discharged, of which approximately 425 gallons was sanitary wastewater.

EGLE Action: Long-term Control Program

MG = million gallons
CSO Discharges are as a result of wet weather. Dry weather CSO discharges are classified as SSOs.

MICHIGAN DEPARTMENT OF ENVIRONMENT, GREAT LAKES, AND ENERGY

Combined Sewer Overflow Detail Report
January 1 - December 31, 2019

Port Huron WWTP

Submission ID. **HNQ-FXN2-HZGDB**
Permit **MI0023833**
Outfall **005**

Start Day	Start Time	End Day	End Time
6/10/2019	10:00:00 AM	6/10/2019	4:00:00 PM

Rain(in.) = 0.32
Waterbody: Black River

Partially Treated (MG)	Dilute Raw Sewage (MG)
	0.008

Cause: Combined sewer overflow due to rain event. 8,000 gallons of combined wastewater was discharged, of which approximately 1,040 gallons was sanitary wastewater.

EGLE Action: Long-term Control Program

Port Huron WWTP

Submission ID. **HNQ-GX60-2N1VC**
Permit **MI0023833**
Outfall **005**

Start Day	Start Time	End Day	End Time
6/13/2019	7:30:00 AM	6/14/2019	6:00:00 AM

Rain(in.) = 0.9
Waterbody: Black River

Partially Treated (MG)	Dilute Raw Sewage (MG)
	0.047

Cause: Combined sewer overflow due to rain event. 47,000 gallons of combined wastewater was discharged, of which approximately 4,950 gallons was sanitary wastewater.

EGLE Action: Long-term Control Program

MG = million gallons
CSO Discharges are as a result of wet weather. Dry weather CSO discharges are classified as SSOs.

MICHIGAN DEPARTMENT OF ENVIRONMENT, GREAT LAKES, AND ENERGY

Combined Sewer Overflow Detail Report
January 1 - December 31, 2019

Port Huron WWTP

Submission ID. **HNQ-K55T-D70KD**
Permit **MI0023833**
Outfall **005**

Start Day	Start Time	End Day	End Time
6/16/2019	10:30:00 AM	6/17/2019	1:00:00 AM

Rain(in.) = 0.36
Waterbody: Black River

Partially Treated (MG)	Dilute Raw Sewage (MG)
	0.009

Cause: Combined sewer overflow due to rain event. 9,000 gallons of combined wastewater was discharged, of which approximately 1,350 gallons was sanitary wastewater.

EGLE Action: Long-term Control Program

Port Huron WWTP

Submission ID. **HNQ-SHXE-N7H7Q**
Permit **MI0023833**
Outfall **005**

Start Day	Start Time	End Day	End Time
6/20/2019	6:00:00 PM	6/20/2019	9:30:00 PM

Rain(in.) = 0.23
Waterbody: Black River

Partially Treated (MG)	Dilute Raw Sewage (MG)
	0.004

Cause: Combined sewer overflow due to rain event. 4,000 gallons of combined wastewater was discharged, of which approximately 1,265 gallons was sanitary wastewater.

EGLE Action: Long-term Control Program

MG = million gallons
CSO Discharges are as a result of wet weather. Dry weather CSO discharges are classified as SSOs.

MICHIGAN DEPARTMENT OF ENVIRONMENT, GREAT LAKES, AND ENERGY

Combined Sewer Overflow Detail Report
January 1 - December 31, 2019

Port Huron WWTP

Submission ID. **HNQ-Z1NX-YEH64**
Permit **MI0023833**
Outfall **005**

Start Day	Start Time	End Day	End Time
6/28/2019	12:30:00 PM	6/29/2019	1:30:00 AM

Rain(in.) = 0.93
Waterbody: Black River

Partially Treated (MG)	Dilute Raw Sewage (MG)
	0.049

Cause: Combined sewer overflow due to rain event. 49,000 gallons of combined wastewater was discharged, of which approximately 930 gallons was sanitary wastewater.

EGLE Action: Long-term Control Program

Port Huron WWTP

Submission ID. **HNQ-ZSAA-QC9PF**
Permit **MI0023833**
Outfall **005**

Start Day	Start Time	End Day	End Time
7/2/2019	11:00:00 AM	7/2/2019	2:30:00 PM

Rain(in.) = 0.32
Waterbody: Black River

Partially Treated (MG)	Dilute Raw Sewage (MG)
	0.008

Cause: Combined sewer overflow due to rain event. 8,000 gallons of combined wastewater was discharged, of which approximately 480 gallons was sanitary wastewater.

EGLE Action: Long-term Control Program

MG = million gallons
CSO Discharges are as a result of wet weather. Dry weather CSO discharges are classified as SSOs.

MICHIGAN DEPARTMENT OF ENVIRONMENT, GREAT LAKES, AND ENERGY

Combined Sewer Overflow Detail Report
January 1 - December 31, 2019

Port Huron WWTP

Submission ID. **HNR-GCX6-86YWJ**
Permit **MI0023833**
Outfall **005**

Start Day	Start Time	End Day	End Time
7/20/2019	8:00:00 PM	7/20/2019	11:00:00 PM

Rain(in.) = 0.27
Waterbody: Black River

Partially Treated (MG)	Dilute Raw Sewage (MG)
	0.006

Cause: Combined serer overflow due to rain event. 6,000 gallons of combined wastewater was discharged, of which approximately 270 gallons was sanitary wastewater.

EGLE Action: Long-term Control Program

Port Huron WWTP

Submission ID. **HNR-NVH7-8BQE9**
Permit **MI0023833**
Outfall **005**

Start Day	Start Time	End Day	End Time
7/29/2019	5:00:00 PM	7/29/2019	11:00:00 PM

Rain(in.) = 0.4
Waterbody: Black River

Partially Treated (MG)	Dilute Raw Sewage (MG)
	0.011

Cause: Combined sewer overflow due to rain event. 11,000 gallons of combined wastewater was discharged, of which approximately 600 gallons was sanitary wastewater.

EGLE Action: Long-term Control Program

MG = million gallons
CSO Discharges are as a result of wet weather. Dry weather CSO discharges are classified as SSOs.

MICHIGAN DEPARTMENT OF ENVIRONMENT, GREAT LAKES, AND ENERGY

Combined Sewer Overflow Detail Report
January 1 - December 31, 2019

Port Huron WWTP

Submission ID. **HNS-6BPD-FH3KN**
Permit **MI0023833**
Outfall **005**

Start Day	Start Time	End Day	End Time
8/17/2019	4:30:00 PM	8/17/2019	5:30:00 PM

Rain(in.) = 0.27
Waterbody: Black River

Partially Treated (MG)	Dilute Raw Sewage (MG)
	0.006

Cause: Combined sewer overflow due to rain event. 6,000 gallons of combined wastewater was discharged, of which approximately 135 gallons was sanitary wastewater.

EGLE Action: Long-term Control Program

Port Huron WWTP

Submission ID. **HNS-4S5M-ZWNDY**
Permit **MI0023833**
Outfall **005**

Start Day	Start Time	End Day	End Time
8/18/2019	2:00:00 AM	8/19/2019	12:30:00 AM

Rain(in.) = 1.65
Waterbody: Black River

Partially Treated (MG)	Dilute Raw Sewage (MG)
	0.135

Cause: Combined sewer overflow due to rain event. 135,000 gallons of combined wastewater was discharged, of which approximately 3,250 gallons was sanitary wastewater.

EGLE Action: Long-term Control Program

MG = million gallons
CSO Discharges are as a result of wet weather. Dry weather CSO discharges are classified as SSOs.

MICHIGAN DEPARTMENT OF ENVIRONMENT, GREAT LAKES, AND ENERGY

Combined Sewer Overflow Detail Report
January 1 - December 31, 2019

Port Huron WWTP

Submission ID. **HNS-QM97-HGKJM**
Permit **MI0023833**
Outfall **005**

Start Day	Start Time	End Day	End Time
9/11/2019	4:00:00 PM	9/12/2019	2:30:00 AM

Rain(in.) = 2.3
Waterbody: Black River

Partially Treated (MG)	Dilute Raw Sewage (MG)
	0.241

Cause: Combined sewer overflow due to rain event. 241,000 gallons of combined wastewater was discharged, of which approximately 3,750 gallons was sanitary wastewater.

EGLE Action: Long-term Control Program

Port Huron WWTP

Submission ID. **HNS-TPK2-Z03C7**
Permit **MI0023833**
Outfall **005**

Start Day	Start Time	End Day	End Time
9/13/2019	8:00:00 PM	9/13/2019	10:00:00 PM

Rain(in.) = 0.23
Waterbody: Black River

Partially Treated (MG)	Dilute Raw Sewage (MG)
	0.004

Cause: Combined sewer overflow due to rain event. 4,000 gallons of combined wastewater was discharged, of which approximately 288 gallons was sanitary wastewater.

EGLE Action: Long-term Control Program

MG = million gallons
CSO Discharges are as a result of wet weather. Dry weather CSO discharges are classified as SSOs.

MICHIGAN DEPARTMENT OF ENVIRONMENT, GREAT LAKES, AND ENERGY

Combined Sewer Overflow Detail Report
January 1 - December 31, 2019

Port Huron WWTP

Submission ID. **HNT-5REA-H8PBV**
Permit **MI0023833**
Outfall **005**

Start Day	Start Time	End Day	End Time
9/28/2019	4:00:00 AM	9/28/2019	2:30:00 PM

Rain(in.) = 0.46
Waterbody: Black River

Partially Treated (MG)	Dilute Raw Sewage (MG)
	0.014

Cause: Combined sewer overflow due to rain event. 14,000 gallons of combined wastewater was discharged, of which approximately 1,610 gallons was sanitary wastewater.

EGLE Action: Long-term Control Program

Port Huron WWTP

Submission ID. **HNT-83TZ-WMZCH**
Permit **MI0023833**
Outfall **005**

Start Day	Start Time	End Day	End Time
10/1/2019	3:00:00 PM	10/1/2019	11:00:00 PM

Rain(in.) = 0.58
Waterbody: Black River

Partially Treated (MG)	Dilute Raw Sewage (MG)
	0.022

Cause: Combined sewer overflow due to rain event. 22,000 gallons of combined wastewater was discharged, of which approximately 1,885 gallons was sanitary wastewater.

EGLE Action: Long-term Control Program

MG = million gallons
CSO Discharges are as a result of wet weather. Dry weather CSO discharges are classified as SSOs.

MICHIGAN DEPARTMENT OF ENVIRONMENT, GREAT LAKES, AND ENERGY

Combined Sewer Overflow Detail Report
January 1 - December 31, 2019

Port Huron WWTP

Submission ID. **HNT-84EP-AD8VS**
Permit **MI0023833**
Outfall **005**

Start Day	Start Time	End Day	End Time
10/2/2019	2:00:00 AM	10/2/2019	4:00:00 PM

Rain(in.) = 1.1
Waterbody: Black River

Partially Treated (MG)	Dilute Raw Sewage (MG)
	0.066

Cause: Combined sewer overflow due to rain event. 66,000 galloons of combined wastewater was discharged, of which approximately 3,000 gallons was sanitary wastewater.

EGLE Action: Long-term Control Program

Port Huron WWTP

Submission ID. **HNT-8TKD-PCB9G**
Permit **MI0023833**
Outfall **005**

Start Day	Start Time	End Day	End Time
10/3/2019	4:00:00 AM	10/3/2019	11:00:00 PM

Rain(in.) = 0.65
Waterbody: Black River

Partially Treated (MG)	Dilute Raw Sewage (MG)
	0.026

Cause: Combined sewer overflow due to rain event. 26,000 gallons of combined wastewater was discharged, of which approximately 5,363 gallons was sanitary wastewater.

EGLE Action: Long-term Control Program

MG = million gallons
CSO Discharges are as a result of wet weather. Dry weather CSO discharges are classified as SSOs.

MICHIGAN DEPARTMENT OF ENVIRONMENT, GREAT LAKES, AND ENERGY

Combined Sewer Overflow Detail Report
January 1 - December 31, 2019

Port Huron WWTP

Submission ID. **HNT-GHFP-G30A4**
Permit **MI0023833**
Outfall **005**

Start Day	Start Time	End Day	End Time
10/12/2019	1:00:00 AM	10/12/2019	6:00:00 AM

Rain(in.) = 0.44
Waterbody: Black River

Partially Treated (MG)	Dilute Raw Sewage (MG)
	0.013

Cause: Combined sewer overflow due to rain event. 13,000 gallons of combined wastewater was discharged, of which approximately 1,430 gallons was sanitary wastewater.

EGLE Action: Long-term Control Program

Port Huron WWTP

Submission ID. **HNT-QNGD-J1HC6**
Permit **MI0023833**
Outfall **005**

Start Day	Start Time	End Day	End Time
10/21/2019	11:30:00 PM	10/22/2019	1:30:00 AM

Rain(in.) = 0.32
Waterbody: Black River

Partially Treated (MG)	Dilute Raw Sewage (MG)
	0.008

Cause: Combined sewer overflow due to rain event. 8,000 gallons of combined wastewater was discharged, of which approximately 480 gallons was sanitary wastewater.

EGLE Action: Long-term Control Program

MG = million gallons
CSO Discharges are as a result of wet weather. Dry weather CSO discharges are classified as SSOs.

MICHIGAN DEPARTMENT OF ENVIRONMENT, GREAT LAKES, AND ENERGY

Combined Sewer Overflow Detail Report
January 1 - December 31, 2019

Port Huron WWTP

Submission ID. **HNT-VVB1-ZAGC4**
Permit **MI0023833**
Outfall **005**

Start Day	Start Time	End Day	End Time
10/26/2019	8:30:00 PM	10/27/2019	11:00:00 AM

Rain(in.) = 0.92
Waterbody: Black River

Partially Treated (MG)	Dilute Raw Sewage (MG)
	0.048

Cause: Combined sewer overflow due to rain event. 48,000 gallons of combined wastewater was discharged, of which approximately 3,565 gallons was sanitary wastewater.

EGLE Action: Long-term Control Program

Port Huron WWTP

Submission ID. **HNT-Y3AT-D7SJP**
Permit **MI0023833**
Outfall **005**

Start Day	Start Time	End Day	End Time
10/30/2019	7:00:00 PM	10/31/2019	2:30:00 AM

Rain(in.) = 0.56
Waterbody: Black River

Partially Treated (MG)	Dilute Raw Sewage (MG)
	0.020

Cause: Combined sewer overflow due to rain event. 20,000 gallons of combined wastewater was discharged, of which approximately 2,310 gallons was sanitary wastewater.

EGLE Action: Long-term Control Program

MG = million gallons
CSO Discharges are as a result of wet weather. Dry weather CSO discharges are classified as SSOs.

MICHIGAN DEPARTMENT OF ENVIRONMENT, GREAT LAKES, AND ENERGY

Combined Sewer Overflow Detail Report
January 1 - December 31, 2019

Port Huron WWTP

Submission ID. **HNV-1467-Z5E9Y**
Permit **MI0023833**
Outfall **005**

Start Day	Start Time	End Day	End Time
10/31/2019	9:00:00 AM	11/1/2019	11:00:00 PM

Rain(in.) = 0.9
Waterbody: Black River

Partially Treated (MG)	Dilute Raw Sewage (MG)
	0.047

Cause: Combined sewer overflow due to rain event. 47,000 gallons of combined wastewater was discharged, of which approximately 4,275 gallons was sanitary wastewater.

EGLE Action: Long-term Control Program

Port Huron WWTP

Submission ID. **HNV-DNYQ-T8EM9**
Permit **MI0023833**
Outfall **005**

Start Day	Start Time	End Day	End Time
11/19/2019	9:00:00 AM	11/19/2019	3:30:00 PM

Rain(in.) = 0.86
Waterbody: Black River

Partially Treated (MG)	Dilute Raw Sewage (MG)
	0.043

Cause: Combined sewer overflow due to rain event. 43,000 gallons of combined wastewater was discharged, of which approximately 5,053 gallons was sanitary wastewater.

EGLE Action: Long-term Control Program

MG = million gallons
CSO Discharges are as a result of wet weather. Dry weather CSO discharges are classified as SSOs.

MICHIGAN DEPARTMENT OF ENVIRONMENT, GREAT LAKES, AND ENERGY

Combined Sewer Overflow Detail Report
January 1 - December 31, 2019

Port Huron WWTP

Submission ID. **HNV-Q3GC-AX59B**
Permit **MI0023833**
Outfall **005**

Start Day	Start Time	End Day	End Time
11/27/2019	7:00:00 AM	11/27/2019	11:00:00 PM

Rain(in.) = 0.61
Waterbody: Black River

Partially Treated (MG)	Dilute Raw Sewage (MG)
	0.024

Cause: Combined sewer overflow due to rain event. 24,000 gallons of combined wastewater was discharged, of which approximately 1,830 gallons was sanitary wastewater.

EGLE Action: Long-term Control Program

Port Huron WWTP

Submission ID. **HNV-XGHN-4NZ1C**
Permit **MI0023833**
Outfall **005**

Start Day	Start Time	End Day	End Time
12/9/2019	11:00:00 AM	12/9/2019	4:30:00 PM

Rain(in.) = 0.2
Waterbody: Black River

Partially Treated (MG)	Dilute Raw Sewage (MG)
	0.003

Cause: Combined sewer overflow due to rain event. 3,000 gallons of combined wastewater was discharged, of which approximately 400 gallons was sanitary wastewater.

EGLE Action: Long-term Control Program

MG = million gallons
CSO Discharges are as a result of wet weather. Dry weather CSO discharges are classified as SSOs.

MICHIGAN DEPARTMENT OF ENVIRONMENT, GREAT LAKES, AND ENERGY

Combined Sewer Overflow Detail Report
January 1 - December 31, 2019

Port Huron WWTP

Submission ID. **HNW-D429-TF5PM**
Permit **MI0023833**
Outfall **005**

Start Day	Start Time	End Day	End Time
12/29/2019	11:00:00 AM	12/29/2019	2:30:00 PM

Rain(in.) = 0.32
Waterbody: Black River

Partially Treated (MG)	Dilute Raw Sewage (MG)
	0.008

Cause: Combined sewer overflow due to rain event. 8,000 gallons of combined wastewater was discharged, of which approximately 760 gallons was sanitary wastewater.

EGLE Action: Long-term Control Program

Port Huron WWTP

Submission ID. **HNW-FRHT-52NH2**
Permit **MI0023833**
Outfall **005**

Start Day	Start Time	End Day	End Time
12/30/2019	8:00:00 AM	12/30/2019	11:00:00 AM

Rain(in.) = 0.26
Waterbody: Black River

Partially Treated (MG)	Dilute Raw Sewage (MG)
	0.005

Cause: Combined sewer overflow due to rain event. 5,000 gallons of combined wastewater was discharged, of which approximately 585 gallons was sanitary wastewater.

EGLE Action: Long-term Control Program

Totals Port Huron WWTP

Partially Treated (MG)	Dilute Raw Sewage (MG)
	1.43

Long-term Control Program (sewer separation project) being implemented; Director's Final Order (issued 2/19/98) & permit include schedule requiring elimination of all overflow outfalls by Dec. 31, 2012. The City requested a 4 year schedule extension in April, 2007, due to economic hardship. The Department approved the City's request and issued a schedule in the modified permit requiring elimination of all overflow outfalls by December 31, 2022; several outfalls and the associated overflows have already been eliminated through sewer separation construction.

MG = million gallons
CSO Discharges are as a result of wet weather. Dry weather CSO discharges are classified as SSOs.

MICHIGAN DEPARTMENT OF ENVIRONMENT, GREAT LAKES, AND ENERGY

Combined Sewer Overflow Detail Report
January 1 - December 31, 2019

County Totals **St. Clair**

Partially Treated (MG)	Dilute Raw Sewage (MG)
	1.43

MG = million gallons
CSO Discharges are as a result of wet weather. Dry weather CSO discharges are classified as SSOs.

MICHIGAN DEPARTMENT OF ENVIRONMENT, GREAT LAKES, AND ENERGY

Combined Sewer Overflow Detail Report
January 1 - December 31, 2019

Wayne

Dearborn CSO

Dearborn CSO

Submission ID. **HNM-0X0B-93FT2**
Permit **MI0025542**
Outfall **001**

Start Day	Start Time	End Day	End Time
1/22/2019	9:58:00 PM	1/23/2019	4:45:00 PM

Rain(in.) = 1.14
Waterbody: Rouge River

Partially Treated (MG)	Dilute Raw Sewage (MG)
	0.840

Cause: Combined Sewer system took on rain water/ melt and crested weir walls during rain event.
EGLE Action: Long-term Control Program

Dearborn CSO

Submission ID. **HNM-0X0B-93FT2**
Permit **MI0025542**
Outfall **002**

Start Day	Start Time	End Day	End Time
1/22/2019	9:58:00 PM	1/23/2019	4:45:00 PM

Rain(in.) = 1.14
Waterbody: Rouge River

Partially Treated (MG)	Dilute Raw Sewage (MG)
	0.020

Cause: Combined Sewer system took on rain water/ melt and crested weir walls during rain event.
EGLE Action: Long-term Control Program

MG = million gallons
CSO Discharges are as a result of wet weather. Dry weather CSO discharges are classified as SSOs.

MICHIGAN DEPARTMENT OF ENVIRONMENT, GREAT LAKES, AND ENERGY

Combined Sewer Overflow Detail Report
January 1 - December 31, 2019

Dearborn CSO

Submission ID. **HNM-0X0B-93FT2**
Permit **MI0025542**
Outfall **003**

Start Day	Start Time	End Day	End Time
1/22/2019	9:58:00 PM	1/23/2019	4:45:00 PM

Rain(in.) = 1.14
Waterbody: Rouge River

Partially Treated (MG)	Dilute Raw Sewage (MG)
	3.370

Cause: Combined Sewer system took on rain water/ melt and crested weir walls during rain event.
EGLE Action: Long-term Control Program

Dearborn CSO

Submission ID. **HNM-0X0B-93FT2**
Permit **MI0025542**
Outfall **004**

Start Day	Start Time	End Day	End Time
1/22/2019	9:58:00 PM	1/23/2019	4:45:00 PM

Rain(in.) = 1.14
Waterbody: Rouge River

Partially Treated (MG)	Dilute Raw Sewage (MG)
	2.090

Cause: Combined Sewer system took on rain water/ melt and crested weir walls during rain event.
EGLE Action: Long-term Control Program

Dearborn CSO

Submission ID. **HNM-0X0B-93FT2**
Permit **MI0025542**
Outfall **013**

Start Day	Start Time	End Day	End Time
1/22/2019	9:58:00 PM	1/23/2019	4:45:00 PM

Rain(in.) = 1.14
Waterbody: Rouge River

Partially Treated (MG)	Dilute Raw Sewage (MG)
	7.230

Cause: Combined Sewer system took on rain water/ melt and crested weir walls during rain event.
EGLE Action: Long-term Control Program

MG = million gallons
CSO Discharges are as a result of wet weather. Dry weather CSO discharges are classified as SSOs.

MICHIGAN DEPARTMENT OF ENVIRONMENT, GREAT LAKES, AND ENERGY

Combined Sewer Overflow Detail Report
January 1 - December 31, 2019

Dearborn CSO

Submission ID. **HNM-0X0B-93FT2**
Permit **MI0025542**
Outfall **014**

Start Day	Start Time	End Day	End Time
1/22/2019	9:58:00 PM	1/23/2019	4:45:00 PM

Rain(in.) = 1.14
Waterbody: Rouge River

Partially Treated (MG)	Dilute Raw Sewage (MG)
	4.340

Cause: Combined Sewer system took on rain water/ melt and crested weir walls during rain event.

EGLE Action: Long-term Control Program

Dearborn CSO

Submission ID. **HNM-C3B5-RX7XB**
Permit **MI0025542**
Outfall **001**

Start Day	Start Time	End Day	End Time
2/6/2019	3:12:00 AM	2/6/2019	12:02:00 PM

Rain(in.) = 0.48
Waterbody: Rouge River

Partially Treated (MG)	Dilute Raw Sewage (MG)
	0.200

Cause: rain fall combined with sewerage has overflowed the capacity of normal flow in the sewer system, cresting weir walls and discharging into the Rouge River

EGLE Action: Long-term Control Program

MG = million gallons
CSO Discharges are as a result of wet weather. Dry weather CSO discharges are classified as SSOs.

MICHIGAN DEPARTMENT OF ENVIRONMENT, GREAT LAKES, AND ENERGY

Combined Sewer Overflow Detail Report
January 1 - December 31, 2019

Dearborn CSO

Submission ID. **HNM-C3B5-RX7XB**
Permit **MI0025542**
Outfall **003**

Start Day	Start Time	End Day	End Time
2/6/2019	3:12:00 AM	2/6/2019	12:02:00 PM

Rain(in.) = 0.48
Waterbody: Rouge River

Partially Treated (MG)	Dilute Raw Sewage (MG)
	1.080

Cause: rain fall combined with sewerage has overflowed the capacity of normal flow in the sewer system, cresting weir walls and discharging into the Rouge River

EGLE Action: Long-term Control Program

Dearborn CSO

Submission ID. **HNM-C3B5-RX7XB**
Permit **MI0025542**
Outfall **004**

Start Day	Start Time	End Day	End Time
2/6/2019	3:12:00 AM	2/6/2019	12:02:00 PM

Rain(in.) = 0.48
Waterbody: Rouge River

Partially Treated (MG)	Dilute Raw Sewage (MG)
	0.200

Cause: rain fall combined with sewerage has overflowed the capacity of normal flow in the sewer system, cresting weir walls and discharging into the Rouge River

EGLE Action: Long-term Control Program

MG = million gallons
CSO Discharges are as a result of wet weather. Dry weather CSO discharges are classified as SSOs.

MICHIGAN DEPARTMENT OF ENVIRONMENT, GREAT LAKES, AND ENERGY

Combined Sewer Overflow Detail Report
January 1 - December 31, 2019

Dearborn CSO

Submission ID. **HNM-C3B5-RX7XB**
Permit **MI0025542**
Outfall **013**

Start Day	Start Time	End Day	End Time
2/6/2019	3:12:00 AM	2/6/2019	12:02:00 PM

Rain(in.) = 0.48
Waterbody: Rouge River

Partially Treated (MG)	Dilute Raw Sewage (MG)
	2.090

Cause: rain fall combined with sewerage has overflowed the capacity of normal flow in the sewer system, cresting weir walls and discharging into the Rouge River

EGLE Action: Long-term Control Program

Dearborn CSO

Submission ID. **HNM-C3B5-RX7XB**
Permit **MI0025542**
Outfall **014**

Start Day	Start Time	End Day	End Time
2/6/2019	3:12:00 AM	2/6/2019	12:02:00 PM

Rain(in.) = 0.48
Waterbody: Rouge River

Partially Treated (MG)	Dilute Raw Sewage (MG)
	0.130

Cause: rain fall combined with sewerage has overflowed the capacity of normal flow in the sewer system, cresting weir walls and discharging into the Rouge River

EGLE Action: Long-term Control Program

MG = million gallons
CSO Discharges are as a result of wet weather. Dry weather CSO discharges are classified as SSOs.

MICHIGAN DEPARTMENT OF ENVIRONMENT, GREAT LAKES, AND ENERGY

Combined Sewer Overflow Detail Report
January 1 - December 31, 2019

Dearborn CSO

Submission ID. HNM-GZ34-M65BM
Permit MI0025542
Outfall 001

Start Day	Start Time	End Day	End Time
2/12/2019	7:27:00 AM	2/12/2019	6:04:00 PM

Rain(in.) = 0.43
Waterbody: Rouge River

Partially Treated (MG)
Dilute Raw Sewage (MG)
0.160

Cause: rain water filled the combined sewer to capacity where the sewer volume overflowed the weir walls to discharge in the Rouge River
EGLE Action: Long-term Control Program

Dearborn CSO

Submission ID. HNM-GZ34-M65BM
Permit MI0025542
Outfall 003

Start Day	Start Time	End Day	End Time
2/12/2019	7:27:00 AM	2/12/2019	6:04:00 PM

Rain(in.) = 0.43
Waterbody: Rouge River

Partially Treated (MG)
Dilute Raw Sewage (MG)
0.910

Cause: rain water filled the combined sewer to capacity where the sewer volume overflowed the weir walls to discharge in the Rouge River
EGLE Action: Long-term Control Program

MG = million gallons
CSO Discharges are as a result of wet weather. Dry weather CSO discharges are classified as SSOs.

MICHIGAN DEPARTMENT OF ENVIRONMENT, GREAT LAKES, AND ENERGY

Combined Sewer Overflow Detail Report
January 1 - December 31, 2019

Dearborn CSO

Submission ID. HNM-GZ34-M65BM
Permit MI0025542
Outfall 004

Start Day	Start Time	End Day	End Time
2/12/2019	7:27:00 AM	2/12/2019	6:04:00 PM

Rain(in.) = 0.43
Waterbody: Rouge River

Partially Treated (MG)	Dilute Raw Sewage (MG)
	0.070

Cause: rain water filled the combined sewer to capacity where the sewer volume overflowed the weir walls to discharge in the Rouge River
EGLE Action: Long-term Control Program

Dearborn CSO

Submission ID. HNM-GZ34-M65BM
Permit MI0025542
Outfall 013

Start Day	Start Time	End Day	End Time
2/12/2019	7:27:00 AM	2/12/2019	6:04:00 PM

Rain(in.) = 0.43
Waterbody: Rouge River

Partially Treated (MG)	Dilute Raw Sewage (MG)
	1.760

Cause: rain water filled the combined sewer to capacity where the sewer volume overflowed the weir walls to discharge in the Rouge River
EGLE Action: Long-term Control Program

MG = million gallons
CSO Discharges are as a result of wet weather. Dry weather CSO discharges are classified as SSOs.

MICHIGAN DEPARTMENT OF ENVIRONMENT, GREAT LAKES, AND ENERGY

Combined Sewer Overflow Detail Report
January 1 - December 31, 2019

Dearborn CSO

Submission ID. **HNM-GZ34-M65BM**
Permit **MI0025542**
Outfall **014**

Start Day	Start Time	End Day	End Time
2/12/2019	7:27:00 AM	2/12/2019	6:04:00 PM

Rain(in.) = 0.43
Waterbody: Rouge River

Partially Treated (MG)	Dilute Raw Sewage (MG)
	0.040

Cause: rain water filled the combined sewer to capacity where the sewer volume overflowed the weir walls to discharge in the Rouge River
EGLE Action: Long-term Control Program

Dearborn CSO

Submission ID. **HNM-T7FX-CW4Q9**
Permit **MI0025542**
Outfall **001**

Start Day	Start Time	End Day	End Time
2/24/2019	2:02:00 AM	2/24/2019	3:45:00 PM

Rain(in.) = 0.26
Waterbody: Rouge River

Partially Treated (MG)	Dilute Raw Sewage (MG)
	0.060

Cause: rain water filled combined sewers to weir wall over flow capacity.
EGLE Action: Long-term Control Program

Dearborn CSO

Submission ID. **HNM-T7FX-CW4Q9**
Permit **MI0025542**
Outfall **003**

Start Day	Start Time	End Day	End Time
2/24/2019	2:02:00 AM	2/24/2019	3:45:00 PM

Rain(in.) = 0.26
Waterbody: Rouge River

Partially Treated (MG)	Dilute Raw Sewage (MG)
	0.360

Cause: rain water filled combined sewers to weir wall over flow capacity.
EGLE Action: Long-term Control Program

MG = million gallons
CSO Discharges are as a result of wet weather. Dry weather CSO discharges are classified as SSOs.

MICHIGAN DEPARTMENT OF ENVIRONMENT, GREAT LAKES, AND ENERGY

Combined Sewer Overflow Detail Report
January 1 - December 31, 2019

Dearborn CSO

Submission ID. **HNM-T7FX-CW4Q9**
Permit **MI0025542**
Outfall **013**

Start Day	Start Time	End Day	End Time
2/24/2019	2:02:00 AM	2/24/2019	3:45:00 PM

Rain(in.) = 0.26
Waterbody: Rouge River

Partially Treated (MG)
Dilute Raw Sewage (MG)
0.660

Cause: rain water filled combined sewers to weir wall over flow capacity.
EGLE Action: Long-term Control Program

Dearborn CSO

Submission ID. **HNN-5104-41GG2**
Permit **MI0025542**
Outfall **001**

Start Day	Start Time	End Day	End Time
3/9/2019	8:41:00 PM	3/10/2019	1:34:00 AM

Rain(in.) = 0.53
Waterbody: Rouge River

Partially Treated (MG)
Dilute Raw Sewage (MG)
0.230

Cause: rain water filled combined sewer to overflow weir wall capacity, thus causing the sewer to over flow to river.
EGLE Action: Long-term Control Program

Dearborn CSO

Submission ID. **HNN-5104-41GG2**
Permit **MI0025542**
Outfall **002**

Start Day	Start Time	End Day	End Time
3/9/2019	8:41:00 PM	3/10/2019	1:34:00 AM

Rain(in.) = 0.53
Waterbody: Rouge River

Partially Treated (MG)
Dilute Raw Sewage (MG)
0.010

Cause: rain water filled combined sewer to overflow weir wall capacity, thus causing the sewer to over flow to river.
EGLE Action: Long-term Control Program

MG = million gallons
CSO Discharges are as a result of wet weather. Dry weather CSO discharges are classified as SSOs.

MICHIGAN DEPARTMENT OF ENVIRONMENT, GREAT LAKES, AND ENERGY

Combined Sewer Overflow Detail Report
January 1 - December 31, 2019

Dearborn CSO

Submission ID. **HNN-5104-41GG2**
Permit **MI0025542**
Outfall **003**

Start Day	Start Time	End Day	End Time
3/9/2019	8:41:00 PM	3/10/2019	1:34:00 AM

Rain(in.) = 0.53
Waterbody: Rouge River

Partially Treated (MG)	Dilute Raw Sewage (MG)
	1.250

Cause: rain water filled combined sewer to overflow weir wall capacity, thus causing the sewer to over flow to river.
EGLE Action: Long-term Control Program

Dearborn CSO

Submission ID. **HNN-5104-41GG2**
Permit **MI0025542**
Outfall **004**

Start Day	Start Time	End Day	End Time
3/9/2019	8:41:00 PM	3/10/2019	1:34:00 AM

Rain(in.) = 0.53
Waterbody: Rouge River

Partially Treated (MG)	Dilute Raw Sewage (MG)
	0.320

Cause: rain water filled combined sewer to overflow weir wall capacity, thus causing the sewer to over flow to river.
EGLE Action: Long-term Control Program

Dearborn CSO

Submission ID. **HNN-5104-41GG2**
Permit **MI0025542**
Outfall **013**

Start Day	Start Time	End Day	End Time
3/9/2019	8:41:00 PM	3/10/2019	1:34:00 AM

Rain(in.) = 0.53
Waterbody: Rouge River

Partially Treated (MG)	Dilute Raw Sewage (MG)
	2.440

Cause: rain water filled combined sewer to overflow weir wall capacity, thus causing the sewer to over flow to river.
EGLE Action: Long-term Control Program

MG = million gallons
CSO Discharges are as a result of wet weather. Dry weather CSO discharges are classified as SSOs.

MICHIGAN DEPARTMENT OF ENVIRONMENT, GREAT LAKES, AND ENERGY

Combined Sewer Overflow Detail Report
January 1 - December 31, 2019

Dearborn CSO

Submission ID. **HNN-5104-41GG2**
Permit **MI0025542**
Outfall **014**

Start Day	Start Time	End Day	End Time
3/9/2019	8:41:00 PM	3/10/2019	1:34:00 AM

Rain(in.) = 0.53
Waterbody: Rouge River

Partially Treated (MG)	Dilute Raw Sewage (MG)
	0.260

Cause: rain water filled combined sewer to overflow weir wall capacity, thus causing the sewer to over flow to river.
EGLE Action: Long-term Control Program

Dearborn CSO

Submission ID. **HNN-8QDQ-05DCP**
Permit **MI0025542**
Outfall **001**

Start Day	Start Time	End Day	End Time
3/14/2019	2:19:00 PM	3/14/2019	10:36:00 PM

Rain(in.) = 0.33
Waterbody: Rouge River

Partially Treated (MG)	Dilute Raw Sewage (MG)
	0.100

Cause: Combined Sewers overflow to river due to high volume of rain.
EGLE Action: Long-term Control Program

Dearborn CSO

Submission ID. **HNN-8QDQ-05DCP**
Permit **MI0025542**
Outfall **003**

Start Day	Start Time	End Day	End Time
3/14/2019	2:19:00 PM	3/14/2019	10:36:00 PM

Rain(in.) = 0.33
Waterbody: Rouge River

Partially Treated (MG)	Dilute Raw Sewage (MG)
	0.580

Cause: Combined Sewers overflow to river due to high volume of rain.
EGLE Action: Long-term Control Program

MG = million gallons
CSO Discharges are as a result of wet weather. Dry weather CSO discharges are classified as SSOs.

MICHIGAN DEPARTMENT OF ENVIRONMENT, GREAT LAKES, AND ENERGY

Combined Sewer Overflow Detail Report
January 1 - December 31, 2019

Dearborn CSO

Submission ID. **HNN-8QDQ-05DCP**
Permit **MI0025542**
Outfall **013**

Start Day	Start Time	End Day	End Time
3/14/2019	2:19:00 PM	3/14/2019	10:36:00 PM

Rain(in.) = 0.33
Waterbody: Rouge River

Partially Treated (MG)	Dilute Raw Sewage (MG)
	1.100

Cause: Combined Sewers overflow to river due to high volume of rain.
EGLE Action: Long-term Control Program

Dearborn CSO

Submission ID. **HNN-MX5Q-49BNN**
Permit **MI0025542**
Outfall **001**

Start Day	Start Time	End Day	End Time
3/30/2019	3:14:00 AM	3/31/2019	2:35:00 AM

Rain(in.) = 1.71
Waterbody: Rouge River

Partially Treated (MG)	Dilute Raw Sewage (MG)
	1.660

Cause: rain volumes caused combined sewers to over flow weir walls and discharge to river.
EGLE Action: Long-term Control Program

Dearborn CSO

Submission ID. **HNN-MX5Q-49BNN**
Permit **MI0025542**
Outfall **002**

Start Day	Start Time	End Day	End Time
3/30/2019	3:14:00 AM	3/31/2019	2:35:00 AM

Rain(in.) = 1.71
Waterbody: Rouge River

Partially Treated (MG)	Dilute Raw Sewage (MG)
	0.100

Cause: rain volumes caused combined sewers to over flow weir walls and discharge to river.
EGLE Action: Long-term Control Program

MG = million gallons
CSO Discharges are as a result of wet weather. Dry weather CSO discharges are classified as SSOs.

MICHIGAN DEPARTMENT OF ENVIRONMENT, GREAT LAKES, AND ENERGY

Combined Sewer Overflow Detail Report
January 1 - December 31, 2019

Dearborn CSO

Submission ID. **HNN-MX5Q-49BNN**
Permit **MI0025542**
Outfall **003**

Start Day	Start Time	End Day	End Time
3/30/2019	3:14:00 AM	3/31/2019	2:35:00 AM

Rain(in.) = 1.71
Waterbody: Rouge River

Partially Treated (MG)

Dilute Raw Sewage (MG)
5.490

Cause: rain volumes caused combined sewers to over flow weir walls and discharge to river.
EGLE Action: Long-term Control Program

Dearborn CSO

Submission ID. **HNN-MX5Q-49BNN**
Permit **MI0025542**
Outfall **004**

Start Day	Start Time	End Day	End Time
3/30/2019	3:14:00 AM	3/31/2019	2:35:00 AM

Rain(in.) = 1.71
Waterbody: Rouge River

Partially Treated (MG)

Dilute Raw Sewage (MG)
4.110

Cause: rain volumes caused combined sewers to over flow weir walls and discharge to river.
EGLE Action: Long-term Control Program

Dearborn CSO

Submission ID. **HNN-MX5Q-49BNN**
Permit **MI0025542**
Outfall **013**

Start Day	Start Time	End Day	End Time
3/30/2019	3:14:00 AM	3/31/2019	2:35:00 AM

Rain(in.) = 1.71
Waterbody: Rouge River

Partially Treated (MG)

Dilute Raw Sewage (MG)
12.690

Cause: rain volumes caused combined sewers to over flow weir walls and discharge to river.
EGLE Action: Long-term Control Program

MG = million gallons
CSO Discharges are as a result of wet weather. Dry weather CSO discharges are classified as SSOs.

MICHIGAN DEPARTMENT OF ENVIRONMENT, GREAT LAKES, AND ENERGY

Combined Sewer Overflow Detail Report
January 1 - December 31, 2019

Dearborn CSO

Submission ID. **HNN-MX5Q-49BNN**
Permit **MI0025542**
Outfall **014**

Start Day	Start Time	End Day	End Time
3/30/2019	3:14:00 AM	3/31/2019	2:35:00 AM

Rain(in.) = 1.71
Waterbody: Rouge River

Partially Treated (MG)	Dilute Raw Sewage (MG)
	12.430

Cause: rain volumes caused combined sewers to over flow weir walls and discharge to river.
EGLE Action: Long-term Control Program

Dearborn CSO

Submission ID. **HNN-ZDNH-1QA0C**
Permit **MI0025542**
Outfall **001**

Start Day	Start Time	End Day	End Time
4/12/2019	9:55:00 AM	4/12/2019	11:15:00 AM

Rain(in.) = 0.16
Waterbody: Rouge River

Partially Treated (MG)	Dilute Raw Sewage (MG)
	0.010

Cause: rain volumes exceeded combined sewer weir wall and discharged into river
EGLE Action: Long-term Control Program

Dearborn CSO

Submission ID. **HNN-ZDNH-1QA0C**
Permit **MI0025542**
Outfall **003**

Start Day	Start Time	End Day	End Time
4/12/2019	9:55:00 AM	4/12/2019	11:15:00 AM

Rain(in.) = 0.16
Waterbody: Rouge River

Partially Treated (MG)	Dilute Raw Sewage (MG)
	0.030

Cause: rain volumes exceeded combined sewer weir wall and discharged into river
EGLE Action: Long-term Control Program

MG = million gallons
CSO Discharges are as a result of wet weather. Dry weather CSO discharges are classified as SSOs.

MICHIGAN DEPARTMENT OF ENVIRONMENT, GREAT LAKES, AND ENERGY

Combined Sewer Overflow Detail Report
January 1 - December 31, 2019

Dearborn CSO

Submission ID. **HNN-ZDNH-1QA0C**
Permit **MI0025542**
Outfall **013**

Start Day	Start Time	End Day	End Time
4/12/2019	9:55:00 AM	4/12/2019	11:15:00 AM

Rain(in.) = 0.16
Waterbody: Rouge River

Partially Treated (MG)	Dilute Raw Sewage (MG)
	0.060

Cause: rain volumes exceeded combined sewer weir wall and discharged into river
EGLE Action: Long-term Control Program

Dearborn CSO

Submission ID. **HNP-0VNQ-VTMH7**
Permit **MI0025542**
Outfall **001**

Start Day	Start Time	End Day	End Time
4/14/2019	6:40:00 AM	4/15/2019	12:06:00 AM

Rain(in.) = 0.57
Waterbody: River Rouge

Partially Treated (MG)	Dilute Raw Sewage (MG)
	0.270

Cause: Due to high volumes of rain, the CSO outfalls discharged into the river.
EGLE Action: Long-term Control Program

Dearborn CSO

Submission ID. **HNP-0VNQ-VTMH7**
Permit **MI0025542**
Outfall **002**

Start Day	Start Time	End Day	End Time
4/14/2019	6:40:00 AM	4/15/2019	12:06:00 AM

Rain(in.) = 0.57
Waterbody: River Rouge

Partially Treated (MG)	Dilute Raw Sewage (MG)
	0.010

Cause: Due to high volumes of rain, the CSO outfalls discharged into the river.
EGLE Action: Long-term Control Program

MG = million gallons
CSO Discharges are as a result of wet weather. Dry weather CSO discharges are classified as SSOs.

MICHIGAN DEPARTMENT OF ENVIRONMENT, GREAT LAKES, AND ENERGY

Combined Sewer Overflow Detail Report
January 1 - December 31, 2019

Dearborn CSO

Submission ID. **HNP-0VNQ-VTMH7**
Permit **MI0025542**
Outfall **003**

Start Day	Start Time	End Day	End Time
4/14/2019	6:40:00 AM	4/15/2019	12:06:00 AM

Rain(in.) = 0.57
Waterbody: River Rouge

Partially Treated (MG)	Dilute Raw Sewage (MG)
	1.380

Cause: Due to high volumes of rain, the CSO outfalls discharged into the river.
EGLE Action: Long-term Control Program

Dearborn CSO

Submission ID. **HNP-0VNQ-VTMH7**
Permit **MI0025542**
Outfall **004**

Start Day	Start Time	End Day	End Time
4/14/2019	6:40:00 AM	4/15/2019	12:06:00 AM

Rain(in.) = 0.57
Waterbody: River Rouge

Partially Treated (MG)	Dilute Raw Sewage (MG)
	0.430

Cause: Due to high volumes of rain, the CSO outfalls discharged into the river.
EGLE Action: Long-term Control Program

Dearborn CSO

Submission ID. **HNP-0VNQ-VTMH7**
Permit **MI0025542**
Outfall **013**

Start Day	Start Time	End Day	End Time
4/14/2019	6:40:00 AM	4/15/2019	12:06:00 AM

Rain(in.) = 0.57
Waterbody: River Rouge

Partially Treated (MG)	Dilute Raw Sewage (MG)
	2.720

Cause: Due to high volumes of rain, the CSO outfalls discharged into the river.
EGLE Action: Long-term Control Program

MG = million gallons
CSO Discharges are as a result of wet weather. Dry weather CSO discharges are classified as SSOs.

MICHIGAN DEPARTMENT OF ENVIRONMENT, GREAT LAKES, AND ENERGY

Combined Sewer Overflow Detail Report
January 1 - December 31, 2019

Dearborn CSO

Submission ID. **HNP-0VNQ-VTMH7**
Permit **MI0025542**
Outfall **014**

Start Day	Start Time	End Day	End Time
4/14/2019	6:40:00 AM	4/15/2019	12:06:00 AM

Rain(in.) = 0.57
Waterbody: River Rouge

Partially Treated (MG):
Dilute Raw Sewage (MG): **0.380**

Cause: Due to high volumes of rain, the CSO outfalls discharged into the river.
EGLE Action: Long-term Control Program

Dearborn CSO

Submission ID. **HNP-7XBF-VHZ65**
Permit **MI0025542**
Outfall **001**

Start Day	Start Time	End Day	End Time
4/18/2019	11:26:00 PM	4/19/2019	9:47:00 AM

Rain(in.) = 0.75
Waterbody: Rouge River

Partially Treated (MG):
Dilute Raw Sewage (MG): **0.420**

Cause: rain charged combined sewer causing CSO discharge to river.
EGLE Action: Long-term Control Program

Dearborn CSO

Submission ID. **HNP-7XBF-VHZ65**
Permit **MI0025542**
Outfall **002**

Start Day	Start Time	End Day	End Time
4/18/2019	11:26:00 PM	4/19/2019	9:47:00 AM

Rain(in.) = 0.75
Waterbody: Rouge River

Partially Treated (MG):
Dilute Raw Sewage (MG): **0.010**

Cause: rain charged combined sewer causing CSO discharge to river.
EGLE Action: Long-term Control Program

MG = million gallons
CSO Discharges are as a result of wet weather. Dry weather CSO discharges are classified as SSOs.

MICHIGAN DEPARTMENT OF ENVIRONMENT, GREAT LAKES, AND ENERGY

Combined Sewer Overflow Detail Report
January 1 - December 31, 2019

Dearborn CSO

Submission ID. **HNP-7XBF-VHZ65**
Permit **MI0025542**
Outfall **003**

Start Day	Start Time	End Day	End Time
4/18/2019	11:26:00 PM	4/19/2019	9:47:00 AM

Rain(in.) = 0.75
Waterbody: Rouge River

Partially Treated (MG)	Dilute Raw Sewage (MG)
	2.000

Cause: rain charged combined sewer causing CSO discharge to river.
EGLE Action: Long-term Control Program

Dearborn CSO

Submission ID. **HNP-7XBF-VHZ65**
Permit **MI0025542**
Outfall **004**

Start Day	Start Time	End Day	End Time
4/18/2019	11:26:00 PM	4/19/2019	9:47:00 AM

Rain(in.) = 0.75
Waterbody: Rouge River

Partially Treated (MG)	Dilute Raw Sewage (MG)
	0.910

Cause: rain charged combined sewer causing CSO discharge to river.
EGLE Action: Long-term Control Program

Dearborn CSO

Submission ID. **HNP-7XBF-VHZ65**
Permit **MI0025542**
Outfall **013**

Start Day	Start Time	End Day	End Time
4/18/2019	11:26:00 PM	4/19/2019	9:47:00 AM

Rain(in.) = 0.75
Waterbody: Rouge River

Partially Treated (MG)	Dilute Raw Sewage (MG)
	4.040

Cause: rain charged combined sewer causing CSO discharge to river.
EGLE Action: Long-term Control Program

MG = million gallons
CSO Discharges are as a result of wet weather. Dry weather CSO discharges are classified as SSOs.

MICHIGAN DEPARTMENT OF ENVIRONMENT, GREAT LAKES, AND ENERGY

Combined Sewer Overflow Detail Report
January 1 - December 31, 2019

Dearborn CSO

Submission ID. **HNP-7XBF-VHZ65**
Permit **MI0025542**
Outfall **014**

Start Day	Start Time	End Day	End Time
4/18/2019	11:26:00 PM	4/19/2019	9:47:00 AM

Rain(in.) = 0.75
Waterbody: Rouge River

Partially Treated (MG)	Dilute Raw Sewage (MG)
	1.180

Cause: rain charged combined sewer causing CSO discharge to river.
EGLE Action: Long-term Control Program

Dearborn CSO

Submission ID. **HNP-5Q06-3YRHR**
Permit **MI0025542**
Outfall **001**

Start Day	Start Time	End Day	End Time
4/20/2019	11:18:00 AM	4/20/2019	6:07:00 PM

Rain(in.) = 0.94
Waterbody: River Rouge

Partially Treated (MG)	Dilute Raw Sewage (MG)
	0.610

Cause: Rain water in the combined sewers caused levels to crest weir walls and spill to the river.
EGLE Action: Long-term Control Program

Dearborn CSO

Submission ID. **HNP-5Q06-3YRHR**
Permit **MI0025542**
Outfall **002**

Start Day	Start Time	End Day	End Time
4/20/2019	11:18:00 AM	4/20/2019	6:07:00 PM

Rain(in.) = 0.94
Waterbody: River Rouge

Partially Treated (MG)	Dilute Raw Sewage (MG)
	0.010

Cause: Rain water in the combined sewers caused levels to crest weir walls and spill to the river.
EGLE Action: Long-term Control Program

MG = million gallons
CSO Discharges are as a result of wet weather. Dry weather CSO discharges are classified as SSOs.

MICHIGAN DEPARTMENT OF ENVIRONMENT, GREAT LAKES, AND ENERGY

Combined Sewer Overflow Detail Report
January 1 - December 31, 2019

Dearborn CSO

Submission ID. **HNP-5Q06-3YRHR**
Permit **MI0025542**
Outfall **003**

Start Day	Start Time	End Day	End Time
4/20/2019	11:18:00 AM	4/20/2019	6:07:00 PM

Rain(in.) = 0.94
Waterbody: River Rouge

Partially Treated (MG)	Dilute Raw Sewage (MG)
	2.660

Cause: Rain water in the combined sewers caused levels to crest weir walls and spill to the river.
EGLE Action: Long-term Control Program

Dearborn CSO

Submission ID. **HNP-5Q06-3YRHR**
Permit **MI0025542**
Outfall **004**

Start Day	Start Time	End Day	End Time
4/20/2019	11:18:00 AM	4/20/2019	6:07:00 PM

Rain(in.) = 0.94
Waterbody: River Rouge

Partially Treated (MG)	Dilute Raw Sewage (MG)
	1.460

Cause: Rain water in the combined sewers caused levels to crest weir walls and spill to the river.
EGLE Action: Long-term Control Program

Dearborn CSO

Submission ID. **HNP-5Q06-3YRHR**
Permit **MI0025542**
Outfall **013**

Start Day	Start Time	End Day	End Time
4/20/2019	11:18:00 AM	4/20/2019	6:07:00 PM

Rain(in.) = 0.94
Waterbody: River Rouge

Partially Treated (MG)	Dilute Raw Sewage (MG)
	5.540

Cause: Rain water in the combined sewers caused levels to crest weir walls and spill to the river.
EGLE Action: Long-term Control Program

MG = million gallons
CSO Discharges are as a result of wet weather. Dry weather CSO discharges are classified as SSOs.

MICHIGAN DEPARTMENT OF ENVIRONMENT, GREAT LAKES, AND ENERGY

Combined Sewer Overflow Detail Report
January 1 - December 31, 2019

Dearborn CSO

Submission ID. **HNP-5Q06-3YRHR**
Permit **MI0025542**
Outfall **014**

Start Day	Start Time	End Day	End Time
4/20/2019	11:18:00 AM	4/20/2019	6:07:00 PM

Rain(in.) = 0.94
Waterbody: River Rouge

Partially Treated (MG)	Dilute Raw Sewage (MG)
	2.480

Cause: Rain water in the combined sewers caused levels to crest weir walls and spill to the river.
EGLE Action: Long-term Control Program

Dearborn CSO

Submission ID. **HNP-9XSD-EY8C8**
Permit **MI0025542**
Outfall **001**

Start Day	Start Time	End Day	End Time
4/25/2019	9:08:00 PM	4/26/2019	8:02:00 AM

Rain(in.) = 1.07
Waterbody: Rouge River

Partially Treated (MG)	Dilute Raw Sewage (MG)
	0.760

Cause: Rain water in the combined sewers caused levels to crest weir walls and spill to the river.
EGLE Action: Long-term Control Program

Dearborn CSO

Submission ID. **HNP-9XSD-EY8C8**
Permit **MI0025542**
Outfall **002**

Start Day	Start Time	End Day	End Time
4/25/2019	9:08:00 PM	4/26/2019	8:02:00 AM

Rain(in.) = 1.07
Waterbody: Rouge River

Partially Treated (MG)	Dilute Raw Sewage (MG)
	0.020

Cause: Rain water in the combined sewers caused levels to crest weir walls and spill to the river.
EGLE Action: Long-term Control Program

MG = million gallons
CSO Discharges are as a result of wet weather. Dry weather CSO discharges are classified as SSOs.

MICHIGAN DEPARTMENT OF ENVIRONMENT, GREAT LAKES, AND ENERGY

Combined Sewer Overflow Detail Report
January 1 - December 31, 2019

Dearborn CSO

Submission ID. **HNP-9XSD-EY8C8**
Permit **MI0025542**
Outfall **003**

Start Day	Start Time	End Day	End Time
4/25/2019	9:08:00 PM	4/26/2019	8:02:00 AM

Rain(in.) = 1.07
Waterbody: Rouge River

Partially Treated (MG)	Dilute Raw Sewage (MG)
	3.120

Cause: Rain water in the combined sewers caused levels to crest weir walls and spill to the river.
EGLE Action: Long-term Control Program

Dearborn CSO

Submission ID. **HNP-9XSD-EY8C8**
Permit **MI0025542**
Outfall **004**

Start Day	Start Time	End Day	End Time
4/25/2019	9:08:00 PM	4/26/2019	8:02:00 AM

Rain(in.) = 1.07
Waterbody: Rouge River

Partially Treated (MG)	Dilute Raw Sewage (MG)
	1.870

Cause: Rain water in the combined sewers caused levels to crest weir walls and spill to the river.
EGLE Action: Long-term Control Program

Dearborn CSO

Submission ID. **HNP-9XSD-EY8C8**
Permit **MI0025542**
Outfall **013**

Start Day	Start Time	End Day	End Time
4/25/2019	9:08:00 PM	4/26/2019	8:02:00 AM

Rain(in.) = 1.07
Waterbody: Rouge River

Partially Treated (MG)	Dilute Raw Sewage (MG)
	6.630

Cause: Rain water in the combined sewers caused levels to crest weir walls and spill to the river.
EGLE Action: Long-term Control Program

MG = million gallons
CSO Discharges are as a result of wet weather. Dry weather CSO discharges are classified as SSOs.

MICHIGAN DEPARTMENT OF ENVIRONMENT, GREAT LAKES, AND ENERGY

Combined Sewer Overflow Detail Report
January 1 - December 31, 2019

Dearborn CSO

Submission ID. **HNP-9XSD-EY8C8**
Permit **MI0025542**
Outfall **014**

Start Day	Start Time	End Day	End Time
4/25/2019	9:08:00 PM	4/26/2019	8:02:00 AM

Rain(in.) = 1.07
Waterbody: Rouge River

Partially Treated (MG)

Dilute Raw Sewage (MG)
3.630

Cause: Rain water in the combined sewers caused levels to crest weir walls and spill to the river.
EGLE Action: Long-term Control Program

Dearborn CSO

Submission ID. **HNP-BJFB-DFKS0**
Permit **MI0025542**
Outfall **001**

Start Day	Start Time	End Day	End Time
4/27/2019	11:26:00 PM	4/28/2019	4:57:00 AM

Rain(in.) = 0.4
Waterbody: River Rouge

Partially Treated (MG)

Dilute Raw Sewage (MG)
0.140

Cause: Rain water in the combined sewers caused levels to crest weir walls and spill to river.
EGLE Action: Long-term Control Program

Dearborn CSO

Submission ID. **HNP-BJFB-DFKS0**
Permit **MI0025542**
Outfall **003**

Start Day	Start Time	End Day	End Time
4/27/2019	11:26:00 PM	4/28/2019	4:57:00 AM

Rain(in.) = 0.4
Waterbody: River Rouge

Partially Treated (MG)

Dilute Raw Sewage (MG)
0.810

Cause: Rain water in the combined sewers caused levels to crest weir walls and spill to river.
EGLE Action: Long-term Control Program

MG = million gallons
CSO Discharges are as a result of wet weather. Dry weather CSO discharges are classified as SSOs.

MICHIGAN DEPARTMENT OF ENVIRONMENT, GREAT LAKES, AND ENERGY

Combined Sewer Overflow Detail Report
January 1 - December 31, 2019

Dearborn CSO

Submission ID. **HNP-BJFB-DFKS0**
Permit **MI0025542**
Outfall **013**

Start Day	Start Time	End Day	End Time
4/27/2019	11:26:00 PM	4/28/2019	4:57:00 AM

Rain(in.) = 0.4
Waterbody: River Rouge

Partially Treated (MG)	Dilute Raw Sewage (MG)
	1.560

Cause: Rain water in the combined sewers caused levels to crest weir walls and spill to river.
EGLE Action: Long-term Control Program

Dearborn CSO

Submission ID. **HNP-CY4X-SC0ZW**
Permit **MI0025542**
Outfall **001**

Start Day	Start Time	End Day	End Time
4/29/2019	4:10:00 PM	4/29/2019	7:14:00 PM

Rain(in.) = 0.32
Waterbody: Rouge River

Partially Treated (MG)	Dilute Raw Sewage (MG)
	0.090

Cause: Rain water in the combined sewers caused levels to crest weir walls and spill to the river.
EGLE Action: Long-term Control Program

Dearborn CSO

Submission ID. **HNP-CY4X-SC0ZW**
Permit **MI0025542**
Outfall **003**

Start Day	Start Time	End Day	End Time
4/29/2019	4:10:00 PM	4/29/2019	7:14:00 PM

Rain(in.) = 0.32
Waterbody: Rouge River

Partially Treated (MG)	Dilute Raw Sewage (MG)
	0.550

Cause: Rain water in the combined sewers caused levels to crest weir walls and spill to the river.
EGLE Action: Long-term Control Program

MG = million gallons
CSO Discharges are as a result of wet weather. Dry weather CSO discharges are classified as SSOs.

MICHIGAN DEPARTMENT OF ENVIRONMENT, GREAT LAKES, AND ENERGY

Combined Sewer Overflow Detail Report
January 1 - December 31, 2019

Dearborn CSO

Submission ID. **HNP-CY4X-SC0ZW**
Permit **MI0025542**
Outfall **013**

Start Day	Start Time	End Day	End Time
4/29/2019	4:10:00 PM	4/29/2019	7:14:00 PM

Rain(in.) = 0.32
Waterbody: Rouge River

Partially Treated (MG)	Dilute Raw Sewage (MG)
	1.040

Cause: Rain water in the combined sewers caused levels to crest weir walls and spill to the river.
EGLE Action: Long-term Control Program

Dearborn CSO

Submission ID. **HNP-DWEK-NQMQC**
Permit **MI0025542**
Outfall **001**

Start Day	Start Time	End Day	End Time
4/30/2019	8:49:00 PM	5/1/2019	4:52:00 AM

Rain(in.) = 2.27
Waterbody: Rouge River

Partially Treated (MG)	Dilute Raw Sewage (MG)
	2.710

Cause: rain fall caused combined sewers to overflow weir walls.
EGLE Action: Long-term Control Program

MG = million gallons
CSO Discharges are as a result of wet weather. Dry weather CSO discharges are classified as SSOs.

MICHIGAN DEPARTMENT OF ENVIRONMENT, GREAT LAKES, AND ENERGY

Combined Sewer Overflow Detail Report
January 1 - December 31, 2019

Dearborn CSO

Submission ID. **HNP-DWEK-NQMQC**
Permit **MI0025542**
Outfall **002**

Start Day	Start Time	End Day	End Time
4/30/2019	8:49:00 PM	5/1/2019	4:52:00 AM

Rain(in.) = 2.27
Waterbody: Rouge River

Partially Treated (MG)

Dilute Raw Sewage (MG)
0.220

Cause: rain fall caused combined sewers to overflow weir walls.
EGLE Action: Long-term Control Program

Dearborn CSO

Submission ID. **HNP-DWEK-NQMQC**
Permit **MI0025542**
Outfall **003**

Start Day	Start Time	End Day	End Time
4/30/2019	8:49:00 PM	5/1/2019	4:52:00 AM

Rain(in.) = 2.27
Waterbody: Rouge River

Partially Treated (MG)

Dilute Raw Sewage (MG)
7.700

Cause: rain fall caused combined sewers to overflow weir walls.
EGLE Action: Long-term Control Program

MG = million gallons
CSO Discharges are as a result of wet weather. Dry weather CSO discharges are classified as SSOs.

MICHIGAN DEPARTMENT OF ENVIRONMENT, GREAT LAKES, AND ENERGY

Combined Sewer Overflow Detail Report
January 1 - December 31, 2019

Dearborn CSO

Submission ID. **HNP-DWEK-NQMQC**
Permit **MI0025542**
Outfall **004**

Start Day	Start Time	End Day	End Time
4/30/2019	8:49:00 PM	5/1/2019	4:52:00 AM

Rain(in.) = 2.27
Waterbody: Rouge River

Partially Treated (MG)

Dilute Raw Sewage (MG)
6.460

Cause: rain fall caused combined sewers to overflow weir walls.
EGLE Action: Long-term Control Program

Dearborn CSO

Submission ID. **HNP-DWEK-NQMQC**
Permit **MI0025542**
Outfall **013**

Start Day	Start Time	End Day	End Time
4/30/2019	8:49:00 PM	5/1/2019	4:52:00 AM

Rain(in.) = 2.27
Waterbody: Rouge River

Partially Treated (MG)

Dilute Raw Sewage (MG)
18.970

Cause: rain fall caused combined sewers to overflow weir walls.
EGLE Action: Long-term Control Program

MG = million gallons
CSO Discharges are as a result of wet weather. Dry weather CSO discharges are classified as SSOs.

MICHIGAN DEPARTMENT OF ENVIRONMENT, GREAT LAKES, AND ENERGY

Combined Sewer Overflow Detail Report
January 1 - December 31, 2019

Dearborn CSO

Submission ID. **HNP-DWEK-NQMQC**
Permit **MI0025542**
Outfall **014**

Start Day	Start Time	End Day	End Time
4/30/2019	8:49:00 PM	5/1/2019	4:52:00 AM

Rain(in.) = 2.27
Waterbody: Rouge River

Partially Treated (MG)

Dilute Raw Sewage (MG)
24.410

Cause: rain fall caused combined sewers to overflow weir walls.
EGLE Action: Long-term Control Program

Dearborn CSO

Submission ID. **HNP-DWEK-NQMQC**
Permit **MI0025542**
Outfall **016**

Start Day	Start Time	End Day	End Time
4/30/2019	8:49:00 PM	5/1/2019	4:52:00 AM

Rain(in.) = 2.27
Waterbody: Rouge River

Partially Treated (MG)

Dilute Raw Sewage (MG)
3.440

Cause: rain fall caused combined sewers to overflow weir walls.
EGLE Action: Long-term Control Program

MG = million gallons
CSO Discharges are as a result of wet weather. Dry weather CSO discharges are classified as SSOs.

MICHIGAN DEPARTMENT OF ENVIRONMENT, GREAT LAKES, AND ENERGY

Combined Sewer Overflow Detail Report
January 1 - December 31, 2019

Dearborn CSO

Submission ID. **HNP-FXQS-CHBVS**
Permit **MI0025542**
Outfall **001**

Start Day	Start Time	End Day	End Time
5/2/2019	7:58:00 PM	5/3/2019	7:01:00 AM

Rain(in.) = 0.27
Waterbody: Rouge River

Partially Treated (MG)

Dilute Raw Sewage (MG)
0.060

Cause: rain fall caused combined sewer system to overflow to river.
EGLE Action: Long-term Control Program

Dearborn CSO

Submission ID. **HNP-FXQS-CHBVS**
Permit **MI0025542**
Outfall **003**

Start Day	Start Time	End Day	End Time
5/2/2019	7:58:00 PM	5/3/2019	7:01:00 AM

Rain(in.) = 0.27
Waterbody: Rouge River

Partially Treated (MG)

Dilute Raw Sewage (MG)
0.390

Cause: rain fall caused combined sewer system to overflow to river.
EGLE Action: Long-term Control Program

Dearborn CSO

Submission ID. **HNP-FXQS-CHBVS**
Permit **MI0025542**
Outfall **013**

Start Day	Start Time	End Day	End Time
5/2/2019	7:58:00 PM	5/3/2019	7:01:00 AM

Rain(in.) = 0.27
Waterbody: Rouge River

Partially Treated (MG)

Dilute Raw Sewage (MG)
0.730

Cause: rain fall caused combined sewer system to overflow to river.
EGLE Action: Long-term Control Program

MG = million gallons
CSO Discharges are as a result of wet weather. Dry weather CSO discharges are classified as SSOs.

MICHIGAN DEPARTMENT OF ENVIRONMENT, GREAT LAKES, AND ENERGY

Combined Sewer Overflow Detail Report
January 1 - December 31, 2019

Dearborn CSO

Submission ID. **HNP-JW5Q-X3V8Z**
Permit **MI0025542**
Outfall **001**

Start Day	Start Time	End Day	End Time
5/7/2019	6:59:00 AM	5/7/2019	3:16:00 PM

Rain(in.) = 0.37
Waterbody: Rouge River

Partially Treated (MG)
Dilute Raw Sewage (MG)
0.120

Cause: rain fall exceeded combined sewer capacity and discharged to River over weir wall.
EGLE Action: Long-term Control Program

Dearborn CSO

Submission ID. **HNP-JW5Q-X3V8Z**
Permit **MI0025542**
Outfall **003**

Start Day	Start Time	End Day	End Time
5/7/2019	6:59:00 AM	5/7/2019	3:16:00 PM

Rain(in.) = 0.37
Waterbody: Rouge River

Partially Treated (MG)
Dilute Raw Sewage (MG)
0.720

Cause: rain fall exceeded combined sewer capacity and discharged to River over weir wall.
EGLE Action: Long-term Control Program

Dearborn CSO

Submission ID. **HNP-JW5Q-X3V8Z**
Permit **MI0025542**
Outfall **013**

Start Day	Start Time	End Day	End Time
5/7/2019	6:59:00 AM	5/7/2019	3:16:00 PM

Rain(in.) = 0.37
Waterbody: Rouge River

Partially Treated (MG)
Dilute Raw Sewage (MG)
1.360

Cause: rain fall exceeded combined sewer capacity and discharged to River over weir wall.
EGLE Action: Long-term Control Program

MG = million gallons
CSO Discharges are as a result of wet weather. Dry weather CSO discharges are classified as SSOs.

MICHIGAN DEPARTMENT OF ENVIRONMENT, GREAT LAKES, AND ENERGY

Combined Sewer Overflow Detail Report
January 1 - December 31, 2019

Dearborn CSO

Submission ID. **HNP-Q9RA-W3KYY**
Permit **MI0025542**
Outfall **001**

Start Day	Start Time	End Day	End Time
5/12/2019	9:35:00 PM	5/13/2019	3:22:00 AM

Rain(in.) = 0.28
Waterbody: Rouge River

Partially Treated (MG)	Dilute Raw Sewage (MG)
	0.070

Cause: Rain Water in the combined sewers caused levels to crest weir walls and spill to river.
EGLE Action: Long-term Control Program

Dearborn CSO

Submission ID. **HNP-Q9RA-W3KYY**
Permit **MI0025542**
Outfall **003**

Start Day	Start Time	End Day	End Time
5/12/2019	9:35:00 PM	5/13/2019	3:22:00 AM

Rain(in.) = 0.28
Waterbody: Rouge River

Partially Treated (MG)	Dilute Raw Sewage (MG)
	0.420

Cause: Rain Water in the combined sewers caused levels to crest weir walls and spill to river.
EGLE Action: Long-term Control Program

Dearborn CSO

Submission ID. **HNP-Q9RA-W3KYY**
Permit **MI0025542**
Outfall **013**

Start Day	Start Time	End Day	End Time
5/12/2019	9:35:00 PM	5/13/2019	3:22:00 AM

Rain(in.) = 0.28
Waterbody: Rouge River

Partially Treated (MG)	Dilute Raw Sewage (MG)
	0.790

Cause: Rain Water in the combined sewers caused levels to crest weir walls and spill to river.
EGLE Action: Long-term Control Program

MG = million gallons
CSO Discharges are as a result of wet weather. Dry weather CSO discharges are classified as SSOs.

MICHIGAN DEPARTMENT OF ENVIRONMENT, GREAT LAKES, AND ENERGY

Combined Sewer Overflow Detail Report
January 1 - December 31, 2019

Dearborn CSO

Submission ID. **HNP-VHGF-5QPVF**
Permit **MI0025542**
Outfall **001**

Start Day	Start Time	End Day	End Time
5/18/2019	7:10:00 AM	5/18/2019	9:31:00 AM

Rain(in.) = 0.56
Waterbody: Rouge River

Partially Treated (MG)	Dilute Raw Sewage (MG)
	0.260

Cause: rain volume caused combined sewer to overflow weir wall and discharge to Rouge River.
EGLE Action: Long-term Control Program

Dearborn CSO

Submission ID. **HNP-VHGF-5QPVF**
Permit **MI0025542**
Outfall **002**

Start Day	Start Time	End Day	End Time
5/18/2019	7:10:00 AM	5/18/2019	9:31:00 AM

Rain(in.) = 0.56
Waterbody: Rouge River

Partially Treated (MG)	Dilute Raw Sewage (MG)
	0.010

Cause: rain volume caused combined sewer to overflow weir wall and discharge to Rouge River.
EGLE Action: Long-term Control Program

Dearborn CSO

Submission ID. **HNP-VHGF-5QPVF**
Permit **MI0025542**
Outfall **003**

Start Day	Start Time	End Day	End Time
5/18/2019	7:10:00 AM	5/18/2019	9:31:00 AM

Rain(in.) = 0.56
Waterbody: Rouge River

Partially Treated (MG)	Dilute Raw Sewage (MG)
	1.350

Cause: rain volume caused combined sewer to overflow weir wall and discharge to Rouge River.
EGLE Action: Long-term Control Program

MG = million gallons
CSO Discharges are as a result of wet weather. Dry weather CSO discharges are classified as SSOs.

MICHIGAN DEPARTMENT OF ENVIRONMENT, GREAT LAKES, AND ENERGY

Combined Sewer Overflow Detail Report
January 1 - December 31, 2019

Dearborn CSO

Submission ID. **HNP-VHGF-5QPVF**
Permit **MI0025542**
Outfall **004**

Start Day	Start Time	End Day	End Time
5/18/2019	7:10:00 AM	5/18/2019	9:31:00 AM

Rain(in.) = 0.56
Waterbody: Rouge River

Partially Treated (MG)	Dilute Raw Sewage (MG)
	0.400

Cause: rain volume caused combined sewer to overflow weir wall and discharge to Rouge River.
EGLE Action: Long-term Control Program

Dearborn CSO

Submission ID. **HNP-VHGF-5QPVF**
Permit **MI0025542**
Outfall **013**

Start Day	Start Time	End Day	End Time
5/18/2019	7:10:00 AM	5/18/2019	9:31:00 AM

Rain(in.) = 0.56
Waterbody: Rouge River

Partially Treated (MG)	Dilute Raw Sewage (MG)
	2.650

Cause: rain volume caused combined sewer to overflow weir wall and discharge to Rouge River.
EGLE Action: Long-term Control Program

Dearborn CSO

Submission ID. **HNP-VHGF-5QPVF**
Permit **MI0025542**
Outfall **014**

Start Day	Start Time	End Day	End Time
5/18/2019	7:10:00 AM	5/18/2019	9:31:00 AM

Rain(in.) = 0.56
Waterbody: Rouge River

Partially Treated (MG)	Dilute Raw Sewage (MG)
	0.350

Cause: rain volume caused combined sewer to overflow weir wall and discharge to Rouge River.
EGLE Action: Long-term Control Program

MG = million gallons
CSO Discharges are as a result of wet weather. Dry weather CSO discharges are classified as SSOs.

MICHIGAN DEPARTMENT OF ENVIRONMENT, GREAT LAKES, AND ENERGY

Combined Sewer Overflow Detail Report
January 1 - December 31, 2019

Dearborn CSO

Submission ID. HNP-WM8M-6NQ96
Permit MI0025542
Outfall 001

Start Day	Start Time	End Day	End Time
5/19/2019	3:52:00 PM	5/19/2019	6:54:00 PM

Rain(in.) = 0.33
Waterbody: Rouge River

Partially Treated (MG)	Dilute Raw Sewage (MG)
	0.100

Cause: Rain water in the combined sewers caused levels to crest weir walls and spill to river.
EGLE Action: Long-term Control Program

Dearborn CSO

Submission ID. HNP-WM8M-6NQ96
Permit MI0025542
Outfall 003

Start Day	Start Time	End Day	End Time
5/19/2019	3:52:00 PM	5/19/2019	6:54:00 PM

Rain(in.) = 0.33
Waterbody: Rouge River

Partially Treated (MG)	Dilute Raw Sewage (MG)
	0.580

Cause: Rain water in the combined sewers caused levels to crest weir walls and spill to river.
EGLE Action: Long-term Control Program

MG = million gallons
CSO Discharges are as a result of wet weather. Dry weather CSO discharges are classified as SSOs.

MICHIGAN DEPARTMENT OF ENVIRONMENT, GREAT LAKES, AND ENERGY

Combined Sewer Overflow Detail Report
January 1 - December 31, 2019

Dearborn CSO

Submission ID. **HNP-WM8M-6NQ96**
Permit **MI0025542**
Outfall **013**

Start Day	Start Time	End Day	End Time
5/19/2019	3:52:00 PM	5/19/2019	6:54:00 PM

Rain(in.) = 0.33
Waterbody: Rouge River

Partially Treated (MG)	Dilute Raw Sewage (MG)
	1.100

Cause: Rain water in the combined sewers caused levels to crest weir walls and spill to river.
EGLE Action: Long-term Control Program

Dearborn CSO

Submission ID. **HNP-YQYN-15Z0E**
Permit **MI0025542**
Outfall **001**

Start Day	Start Time	End Day	End Time
5/22/2019	10:52:00 AM	5/22/2019	1:35:00 PM

Rain(in.) = 0.2
Waterbody: Rouge River

Partially Treated (MG)	Dilute Raw Sewage (MG)
	0.020

Cause: rain water in the combined sewers caused levels to crest weir walls and spill to the river.
EGLE Action: Long-term Control Program

Dearborn CSO

Submission ID. **HNP-YQYN-15Z0E**
Permit **MI0025542**
Outfall **003**

Start Day	Start Time	End Day	End Time
5/22/2019	10:52:00 AM	5/22/2019	1:35:00 PM

Rain(in.) = 0.2
Waterbody: Rouge River

Partially Treated (MG)	Dilute Raw Sewage (MG)
	0.160

Cause: rain water in the combined sewers caused levels to crest weir walls and spill to the river.
EGLE Action: Long-term Control Program

MG = million gallons
CSO Discharges are as a result of wet weather. Dry weather CSO discharges are classified as SSOs.

MICHIGAN DEPARTMENT OF ENVIRONMENT, GREAT LAKES, AND ENERGY

Combined Sewer Overflow Detail Report
January 1 - December 31, 2019

Dearborn CSO

Submission ID. **HNP-YQYN-15Z0E**
Permit **MI0025542**
Outfall **013**

Start Day	Start Time	End Day	End Time
5/22/2019	10:52:00 AM	5/22/2019	1:35:00 PM

Rain(in.) = 0.2
Waterbody: Rouge River

Partially Treated (MG):
Dilute Raw Sewage (MG): **0.300**

Cause: rain water in the combined sewers caused levels to crest weir walls and spill to the river.
EGLE Action: Long-term Control Program

Dearborn CSO

Submission ID. **HNQ-4384-W39HH**
Permit **MI0025542**
Outfall **001**

Start Day	Start Time	End Day	End Time
5/29/2019	2:59:00 AM	5/29/2019	10:46:00 AM

Rain(in.) = 0.27
Waterbody: Rouge River

Partially Treated (MG):
Dilute Raw Sewage (MG): **0.060**

Cause: rain fall caused combined sewers to exceed weir wall levels and spill to the Rouge River.
EGLE Action: Long-term Control Program

Dearborn CSO

Submission ID. **HNQ-4384-W39HH**
Permit **MI0025542**
Outfall **003**

Start Day	Start Time	End Day	End Time
5/29/2019	2:59:00 AM	5/29/2019	10:46:00 AM

Rain(in.) = 0.27
Waterbody: Rouge River

Partially Treated (MG):
Dilute Raw Sewage (MG): **0.390**

Cause: rain fall caused combined sewers to exceed weir wall levels and spill to the Rouge River.
EGLE Action: Long-term Control Program

MG = million gallons
CSO Discharges are as a result of wet weather. Dry weather CSO discharges are classified as SSOs.

MICHIGAN DEPARTMENT OF ENVIRONMENT, GREAT LAKES, AND ENERGY

Combined Sewer Overflow Detail Report
January 1 - December 31, 2019

Dearborn CSO

Submission ID. **HNQ-4384-W39HH**
Permit **MI0025542**
Outfall **013**

Start Day	Start Time	End Day	End Time
5/29/2019	2:59:00 AM	5/29/2019	10:46:00 AM

Rain(in.) = 0.27
Waterbody: Rouge River

Partially Treated (MG)	Dilute Raw Sewage (MG)
	0.730

Cause: rain fall caused combined sewers to exceed weir wall levels and spill to the Rouge River.
EGLE Action: Long-term Control Program

Dearborn CSO

Submission ID. **HNQ-56WV-EMR85**
Permit **MI0025542**
Outfall **001**

Start Day	Start Time	End Day	End Time
5/30/2019	2:05:00 PM	5/30/2019	4:26:00 PM

Rain(in.) = 0.16
Waterbody: Rouge River

Partially Treated (MG)	Dilute Raw Sewage (MG)
	0.010

Cause: rain fall caused combined sewer to overflow weir wall and flow to Rouge River
EGLE Action: Long-term Control Program

Dearborn CSO

Submission ID. **HNQ-56WV-EMR85**
Permit **MI0025542**
Outfall **003**

Start Day	Start Time	End Day	End Time
5/30/2019	2:05:00 PM	5/30/2019	4:26:00 PM

Rain(in.) = 0.16
Waterbody: Rouge River

Partially Treated (MG)	Dilute Raw Sewage (MG)
	0.030

Cause: rain fall caused combined sewer to overflow weir wall and flow to Rouge River
EGLE Action: Long-term Control Program

MG = million gallons
CSO Discharges are as a result of wet weather. Dry weather CSO discharges are classified as SSOs.

MICHIGAN DEPARTMENT OF ENVIRONMENT, GREAT LAKES, AND ENERGY

Combined Sewer Overflow Detail Report
January 1 - December 31, 2019

Dearborn CSO

Submission ID. **HNQ-56WV-EMR85**
Permit **MI0025542**
Outfall **013**

Start Day	Start Time	End Day	End Time
5/30/2019	2:05:00 PM	5/30/2019	4:26:00 PM

Rain(in.) = 0.16
Waterbody: Rouge River

Partially Treated (MG)	Dilute Raw Sewage (MG)
	0.060

Cause: rain fall caused combined sewer to overflow weir wall and flow to Rouge River
EGLE Action: Long-term Control Program

Dearborn CSO

Submission ID. **HNQ-6TNQ-YD92T**
Permit **MI0025542**
Outfall **001**

Start Day	Start Time	End Day	End Time
6/1/2019	2:52:00 PM	6/2/2019	7:50:00 AM

Rain(in.) = 0.56
Waterbody: Rouge River

Partially Treated (MG)	Dilute Raw Sewage (MG)
	0.260

Cause: Rain water in the combined sewers caused levels to crest weir walls and spill to river.
EGLE Action: Long-term Control Program

Dearborn CSO

Submission ID. **HNQ-6TNQ-YD92T**
Permit **MI0025542**
Outfall **002**

Start Day	Start Time	End Day	End Time
6/1/2019	2:52:00 PM	6/2/2019	7:50:00 AM

Rain(in.) = 0.56
Waterbody: Rouge River

Partially Treated (MG)	Dilute Raw Sewage (MG)
	0.010

Cause: Rain water in the combined sewers caused levels to crest weir walls and spill to river.
EGLE Action: Long-term Control Program

MG = million gallons
CSO Discharges are as a result of wet weather. Dry weather CSO discharges are classified as SSOs.

MICHIGAN DEPARTMENT OF ENVIRONMENT, GREAT LAKES, AND ENERGY

Combined Sewer Overflow Detail Report
January 1 - December 31, 2019

Dearborn CSO

Submission ID. **HNQ-6TNQ-YD92T**
Permit **MI0025542**
Outfall **003**

Start Day	Start Time	End Day	End Time
6/1/2019	2:52:00 PM	6/2/2019	7:50:00 AM

Rain(in.) = 0.56
Waterbody: Rouge River

Partially Treated (MG)

Dilute Raw Sewage (MG)
1.350

Cause: Rain water in the combined sewers caused levels to crest weir walls and spill to river.
EGLE Action: Long-term Control Program

Dearborn CSO

Submission ID. **HNQ-6TNQ-YD92T**
Permit **MI0025542**
Outfall **004**

Start Day	Start Time	End Day	End Time
6/1/2019	2:52:00 PM	6/2/2019	7:50:00 AM

Rain(in.) = 0.56
Waterbody: Rouge River

Partially Treated (MG)

Dilute Raw Sewage (MG)
0.400

Cause: Rain water in the combined sewers caused levels to crest weir walls and spill to river.
EGLE Action: Long-term Control Program

Dearborn CSO

Submission ID. **HNQ-6TNQ-YD92T**
Permit **MI0025542**
Outfall **013**

Start Day	Start Time	End Day	End Time
6/1/2019	2:52:00 PM	6/2/2019	7:50:00 AM

Rain(in.) = 0.56
Waterbody: Rouge River

Partially Treated (MG)

Dilute Raw Sewage (MG)
2.650

Cause: Rain water in the combined sewers caused levels to crest weir walls and spill to river.
EGLE Action: Long-term Control Program

MG = million gallons
CSO Discharges are as a result of wet weather. Dry weather CSO discharges are classified as SSOs.

MICHIGAN DEPARTMENT OF ENVIRONMENT, GREAT LAKES, AND ENERGY

Combined Sewer Overflow Detail Report
January 1 - December 31, 2019

Dearborn CSO

Submission ID. **HNQ-6TNQ-YD92T**
Permit **MI0025542**
Outfall **014**

Start Day	Start Time	End Day	End Time
6/1/2019	2:52:00 PM	6/2/2019	7:50:00 AM

Rain(in.) = 0.56
Waterbody: Rouge River

Partially Treated (MG)	Dilute Raw Sewage (MG)
	0.350

Cause: Rain water in the combined sewers caused levels to crest weir walls and spill to river.
EGLE Action: Long-term Control Program

Dearborn CSO

Submission ID. **HNQ-9PKQ-R5CGY**
Permit **MI0025542**
Outfall **001**

Start Day	Start Time	End Day	End Time
6/5/2019	8:04:00 AM	6/5/2019	9:32:00 PM

Rain(in.) = 0.31
Waterbody: Rouge River

Partially Treated (MG)	Dilute Raw Sewage (MG)
	0.090

Cause: Rain water in combined sewers caused water levels to crest weir walls and spill to river.
EGLE Action: Long-term Control Program

Dearborn CSO

Submission ID. **HNQ-9PKQ-R5CGY**
Permit **MI0025542**
Outfall **003**

Start Day	Start Time	End Day	End Time
6/5/2019	8:04:00 AM	6/5/2019	9:32:00 PM

Rain(in.) = 0.31
Waterbody: Rouge River

Partially Treated (MG)	Dilute Raw Sewage (MG)
	0.520

Cause: Rain water in combined sewers caused water levels to crest weir walls and spill to river.
EGLE Action: Long-term Control Program

MG = million gallons
CSO Discharges are as a result of wet weather. Dry weather CSO discharges are classified as SSOs.

MICHIGAN DEPARTMENT OF ENVIRONMENT, GREAT LAKES, AND ENERGY

Combined Sewer Overflow Detail Report
January 1 - December 31, 2019

Dearborn CSO

Submission ID. **HNQ-9PKQ-R5CGY**
Permit **MI0025542**
Outfall **013**

Start Day	Start Time	End Day	End Time
6/5/2019	8:04:00 AM	6/5/2019	9:32:00 PM

Rain(in.) = 0.31
Waterbody: Rouge River

Partially Treated (MG)

Dilute Raw Sewage (MG)
0.980

Cause: Rain water in combined sewers caused water levels to crest weir walls and spill to river.
EGLE Action: Long-term Control Program

Dearborn CSO

Submission ID. **HNQ-DNFY-CXFBZ**
Permit **MI0025542**
Outfall **001**

Start Day	Start Time	End Day	End Time
6/10/2019	6:08:00 AM	6/10/2019	12:01:00 PM

Rain(in.) = 0.46
Waterbody: Rouge River

Partially Treated (MG)

Dilute Raw Sewage (MG)
0.180

Cause: rain fall volume caused combined sewer to overflow weir wall and discharge to Rouge River
EGLE Action: Long-term Control Program

Dearborn CSO

Submission ID. **HNQ-DNFY-CXFBZ**
Permit **MI0025542**
Outfall **003**

Start Day	Start Time	End Day	End Time
6/10/2019	6:08:00 AM	6/10/2019	12:01:00 PM

Rain(in.) = 0.46
Waterbody: Rouge River

Partially Treated (MG)

Dilute Raw Sewage (MG)
1.010

Cause: rain fall volume caused combined sewer to overflow weir wall and discharge to Rouge River
EGLE Action: Long-term Control Program

MG = million gallons
CSO Discharges are as a result of wet weather. Dry weather CSO discharges are classified as SSOs.

MICHIGAN DEPARTMENT OF ENVIRONMENT, GREAT LAKES, AND ENERGY

Combined Sewer Overflow Detail Report
January 1 - December 31, 2019

Dearborn CSO

Submission ID. **HNQ-DNFY-CXFBZ**
Permit **MI0025542**
Outfall **004**

Start Day	Start Time	End Day	End Time
6/10/2019	6:08:00 AM	6/10/2019	12:01:00 PM

Rain(in.) = 0.46
Waterbody: Rouge River

Partially Treated (MG)	Dilute Raw Sewage (MG)
	0.150

Cause: rain fall volume caused combined sewer to overflow weir wall and discharge to Rouge River
EGLE Action: Long-term Control Program

Dearborn CSO

Submission ID. **HNQ-DNFY-CXFBZ**
Permit **MI0025542**
Outfall **013**

Start Day	Start Time	End Day	End Time
6/10/2019	6:08:00 AM	6/10/2019	12:01:00 PM

Rain(in.) = 0.46
Waterbody: Rouge River

Partially Treated (MG)	Dilute Raw Sewage (MG)
	1.960

Cause: rain fall volume caused combined sewer to overflow weir wall and discharge to Rouge River
EGLE Action: Long-term Control Program

Dearborn CSO

Submission ID. **HNQ-DNFY-CXFBZ**
Permit **MI0025542**
Outfall **014**

Start Day	Start Time	End Day	End Time
6/10/2019	6:08:00 AM	6/10/2019	12:01:00 PM

Rain(in.) = 0.46
Waterbody: Rouge River

Partially Treated (MG)	Dilute Raw Sewage (MG)
	0.090

Cause: rain fall volume caused combined sewer to overflow weir wall and discharge to Rouge River
EGLE Action: Long-term Control Program

MG = million gallons
CSO Discharges are as a result of wet weather. Dry weather CSO discharges are classified as SSOs.

MICHIGAN DEPARTMENT OF ENVIRONMENT, GREAT LAKES, AND ENERGY

Combined Sewer Overflow Detail Report
January 1 - December 31, 2019

Dearborn CSO

Submission ID. **HNQ-FX6T-B9GX7**
Permit **MI0025542**
Outfall **001**

Start Day	Start Time	End Day	End Time
6/13/2019	1:25:00 AM	6/13/2019	6:13:00 AM

Rain(in.) = 0.25
Waterbody: Rouge River

Partially Treated (MG)	Dilute Raw Sewage (MG)
	0.050

Cause: rain fall exceeded capacity of combined sewers causing sewer to overflow weirs and discharge to Rouge River.
EGLE Action: Long-term Control Program

Dearborn CSO

Submission ID. **HNQ-FX6T-B9GX7**
Permit **MI0025542**
Outfall **003**

Start Day	Start Time	End Day	End Time
6/13/2019	1:25:00 AM	6/13/2019	6:13:00 AM

Rain(in.) = 0.25
Waterbody: Rouge River

Partially Treated (MG)	Dilute Raw Sewage (MG)
	0.320

Cause: rain fall exceeded capacity of combined sewers causing sewer to overflow weirs and discharge to Rouge River.
EGLE Action: Long-term Control Program

Dearborn CSO

Submission ID. **HNQ-FX6T-B9GX7**
Permit **MI0025542**
Outfall **013**

Start Day	Start Time	End Day	End Time
6/13/2019	1:25:00 AM	6/13/2019	6:13:00 AM

Rain(in.) = 0.25
Waterbody: Rouge River

Partially Treated (MG)	Dilute Raw Sewage (MG)
	0.600

Cause: rain fall exceeded capacity of combined sewers causing sewer to overflow weirs and discharge to Rouge River.
EGLE Action: Long-term Control Program

MG = million gallons
CSO Discharges are as a result of wet weather. Dry weather CSO discharges are classified as SSOs.

MICHIGAN DEPARTMENT OF ENVIRONMENT, GREAT LAKES, AND ENERGY

Combined Sewer Overflow Detail Report
January 1 - December 31, 2019

Dearborn CSO

Submission ID. **HNQ-JG1R-DED77**
Permit **MI0025542**
Outfall **001**

Start Day	Start Time	End Day	End Time
6/16/2019	8:58:00 AM	6/16/2019	12:46:00 PM

Rain(in.) = 0.56
Waterbody: Rouge River

Partially Treated (MG)	Dilute Raw Sewage (MG)
	0.260

Cause: rain fall volume exceeded combined sewer capacity thus overflowing weir wall and discharging to the Rouge River
EGLE Action: Long-term Control Program

Dearborn CSO

Submission ID. **HNQ-JG1R-DED77**
Permit **MI0025542**
Outfall **002**

Start Day	Start Time	End Day	End Time
6/16/2019	8:58:00 AM	6/16/2019	12:46:00 PM

Rain(in.) = 0.56
Waterbody: Rouge River

Partially Treated (MG)	Dilute Raw Sewage (MG)
	0.010

Cause: rain fall volume exceeded combined sewer capacity thus overflowing weir wall and discharging to the Rouge River
EGLE Action: Long-term Control Program

Dearborn CSO

Submission ID. **HNQ-JG1R-DED77**
Permit **MI0025542**
Outfall **003**

Start Day	Start Time	End Day	End Time
6/16/2019	8:58:00 AM	6/16/2019	12:46:00 PM

Rain(in.) = 0.56
Waterbody: Rouge River

Partially Treated (MG)	Dilute Raw Sewage (MG)
	1.350

Cause: rain fall volume exceeded combined sewer capacity thus overflowing weir wall and discharging to the Rouge River
EGLE Action: Long-term Control Program

MG = million gallons
CSO Discharges are as a result of wet weather. Dry weather CSO discharges are classified as SSOs.

MICHIGAN DEPARTMENT OF ENVIRONMENT, GREAT LAKES, AND ENERGY

Combined Sewer Overflow Detail Report
January 1 - December 31, 2019

Dearborn CSO

Submission ID. **HNQ-JG1R-DED77**
Permit **MI0025542**
Outfall **004**

Start Day	Start Time	End Day	End Time
6/16/2019	8:58:00 AM	6/16/2019	12:46:00 PM

Rain(in.) = 0.56
Waterbody: Rouge River

Partially Treated (MG)

Dilute Raw Sewage (MG)
0.400

Cause: rain fall volume exceeded combined sewer capacity thus overflowing weir wall and discharging to the Rouge River
EGLE Action: Long-term Control Program

Dearborn CSO

Submission ID. **HNQ-JG1R-DED77**
Permit **MI0025542**
Outfall **013**

Start Day	Start Time	End Day	End Time
6/16/2019	8:58:00 AM	6/16/2019	12:46:00 PM

Rain(in.) = 0.56
Waterbody: Rouge River

Partially Treated (MG)

Dilute Raw Sewage (MG)
2.650

Cause: rain fall volume exceeded combined sewer capacity thus overflowing weir wall and discharging to the Rouge River
EGLE Action: Long-term Control Program

Dearborn CSO

Submission ID. **HNQ-JG1R-DED77**
Permit **MI0025542**
Outfall **014**

Start Day	Start Time	End Day	End Time
6/16/2019	8:58:00 AM	6/16/2019	12:46:00 PM

Rain(in.) = 0.56
Waterbody: Rouge River

Partially Treated (MG)

Dilute Raw Sewage (MG)
0.350

Cause: rain fall volume exceeded combined sewer capacity thus overflowing weir wall and discharging to the Rouge River
EGLE Action: Long-term Control Program

MG = million gallons
CSO Discharges are as a result of wet weather. Dry weather CSO discharges are classified as SSOs.

MICHIGAN DEPARTMENT OF ENVIRONMENT, GREAT LAKES, AND ENERGY

Combined Sewer Overflow Detail Report
January 1 - December 31, 2019

Dearborn CSO

Submission ID. **HNQ-Q6ZE-73M9C**
Permit **MI0025542**
Outfall **001**

Start Day	Start Time	End Day	End Time
6/20/2019	9:27:00 AM	6/20/2019	7:06:00 PM

Rain(in.) = 0.53
Waterbody: River Rouge

Partially Treated (MG)	Dilute Raw Sewage (MG)
	0.230

Cause: Rain volumes exceeded combined sewer weir wall and discharged to river
EGLE Action: Long-term Control Program

Dearborn CSO

Submission ID. **HNQ-Q6ZE-73M9C**
Permit **MI0025542**
Outfall **002**

Start Day	Start Time	End Day	End Time
6/20/2019	9:27:00 AM	6/20/2019	7:06:00 PM

Rain(in.) = 0.53
Waterbody: River Rouge

Partially Treated (MG)	Dilute Raw Sewage (MG)
	0.010

Cause: Rain volumes exceeded combined sewer weir wall and discharged to river
EGLE Action: Long-term Control Program

Dearborn CSO

Submission ID. **HNQ-Q6ZE-73M9C**
Permit **MI0025542**
Outfall **003**

Start Day	Start Time	End Day	End Time
6/20/2019	9:27:00 AM	6/20/2019	7:06:00 PM

Rain(in.) = 0.53
Waterbody: River Rouge

Partially Treated (MG)	Dilute Raw Sewage (MG)
	1.250

Cause: Rain volumes exceeded combined sewer weir wall and discharged to river
EGLE Action: Long-term Control Program

MG = million gallons
CSO Discharges are as a result of wet weather. Dry weather CSO discharges are classified as SSOs.

MICHIGAN DEPARTMENT OF ENVIRONMENT, GREAT LAKES, AND ENERGY

Combined Sewer Overflow Detail Report
January 1 - December 31, 2019

Dearborn CSO

Submission ID. **HNQ-Q6ZE-73M9C**
Permit **MI0025542**
Outfall **004**

Start Day	Start Time	End Day	End Time
6/20/2019	9:27:00 AM	6/20/2019	7:06:00 PM

Rain(in.) = 0.53
Waterbody: River Rouge

Partially Treated (MG)	Dilute Raw Sewage (MG)
	0.320

Cause: Rain volumes exceeded combined sewer weir wall and discharged to river
EGLE Action: Long-term Control Program

Dearborn CSO

Submission ID. **HNQ-Q6ZE-73M9C**
Permit **MI0025542**
Outfall **013**

Start Day	Start Time	End Day	End Time
6/20/2019	9:27:00 AM	6/20/2019	7:06:00 PM

Rain(in.) = 0.53
Waterbody: River Rouge

Partially Treated (MG)	Dilute Raw Sewage (MG)
	2.440

Cause: Rain volumes exceeded combined sewer weir wall and discharged to river
EGLE Action: Long-term Control Program

Dearborn CSO

Submission ID. **HNQ-Q6ZE-73M9C**
Permit **MI0025542**
Outfall **014**

Start Day	Start Time	End Day	End Time
6/20/2019	9:27:00 AM	6/20/2019	7:06:00 PM

Rain(in.) = 0.53
Waterbody: River Rouge

Partially Treated (MG)	Dilute Raw Sewage (MG)
	0.260

Cause: Rain volumes exceeded combined sewer weir wall and discharged to river
EGLE Action: Long-term Control Program

MG = million gallons
CSO Discharges are as a result of wet weather. Dry weather CSO discharges are classified as SSOs.

MICHIGAN DEPARTMENT OF ENVIRONMENT, GREAT LAKES, AND ENERGY

Combined Sewer Overflow Detail Report
January 1 - December 31, 2019

Dearborn CSO

Submission ID. **HNR-1ZR4-NF10A**
Permit **MI0025542**
Outfall **001**

Start Day	Start Time	End Day	End Time
7/6/2019	2:47:00 AM	7/6/2019	8:44:00 PM

Rain(in.) = 1.7
Waterbody: Rouge River

Partially Treated (MG)

Dilute Raw Sewage (MG)
1.650

Cause: Rain water in the combined sewers caused levels to crest weir walls and spill to the river.
EGLE Action: Long-term Control Program

Dearborn CSO

Submission ID. **HNR-1ZR4-NF10A**
Permit **MI0025542**
Outfall **002**

Start Day	Start Time	End Day	End Time
7/6/2019	2:47:00 AM	7/6/2019	8:44:00 PM

Rain(in.) = 1.7
Waterbody: Rouge River

Partially Treated (MG)

Dilute Raw Sewage (MG)
0.090

Cause: Rain water in the combined sewers caused levels to crest weir walls and spill to the river.
EGLE Action: Long-term Control Program

Dearborn CSO

Submission ID. **HNR-1ZR4-NF10A**
Permit **MI0025542**
Outfall **003**

Start Day	Start Time	End Day	End Time
7/6/2019	2:47:00 AM	7/6/2019	8:44:00 PM

Rain(in.) = 1.7
Waterbody: Rouge River

Partially Treated (MG)

Dilute Raw Sewage (MG)
5.450

Cause: Rain water in the combined sewers caused levels to crest weir walls and spill to the river.
EGLE Action: Long-term Control Program

MG = million gallons
CSO Discharges are as a result of wet weather. Dry weather CSO discharges are classified as SSOs.

MICHIGAN DEPARTMENT OF ENVIRONMENT, GREAT LAKES, AND ENERGY

Combined Sewer Overflow Detail Report
January 1 - December 31, 2019

Dearborn CSO

Submission ID. **HNR-1ZR4-NF10A**
Permit **MI0025542**
Outfall **004**

Start Day	Start Time	End Day	End Time
7/6/2019	2:47:00 AM	7/6/2019	8:44:00 PM

Rain(in.) = 1.7
Waterbody: Rouge River

Partially Treated (MG)	Dilute Raw Sewage (MG)
	4.080

Cause: Rain water in the combined sewers caused levels to crest weir walls and spill to the river.
EGLE Action: Long-term Control Program

Dearborn CSO

Submission ID. **HNR-1ZR4-NF10A**
Permit **MI0025542**
Outfall **013**

Start Day	Start Time	End Day	End Time
7/6/2019	2:47:00 AM	7/6/2019	8:44:00 PM

Rain(in.) = 1.7
Waterbody: Rouge River

Partially Treated (MG)	Dilute Raw Sewage (MG)
	12.590

Cause: Rain water in the combined sewers caused levels to crest weir walls and spill to the river.
EGLE Action: Long-term Control Program

Dearborn CSO

Submission ID. **HNR-1ZR4-NF10A**
Permit **MI0025542**
Outfall **014**

Start Day	Start Time	End Day	End Time
7/6/2019	2:47:00 AM	7/6/2019	8:44:00 PM

Rain(in.) = 1.7
Waterbody: Rouge River

Partially Treated (MG)	Dilute Raw Sewage (MG)
	12.250

Cause: Rain water in the combined sewers caused levels to crest weir walls and spill to the river.
EGLE Action: Long-term Control Program

MG = million gallons
CSO Discharges are as a result of wet weather. Dry weather CSO discharges are classified as SSOs.

MICHIGAN DEPARTMENT OF ENVIRONMENT, GREAT LAKES, AND ENERGY

Combined Sewer Overflow Detail Report
January 1 - December 31, 2019

Dearborn CSO

Submission ID. **HNR-9J2J-KWVRY**
Permit **MI0025542**
Outfall **001**

Start Day	Start Time	End Day	End Time
7/15/2019	7:48:00 PM	7/15/2019	11:39:00 PM

Rain(in.) = 0.92
Waterbody: Rouge River

Partially Treated (MG)	Dilute Raw Sewage (MG)
	0.590

Cause: Rain water in the combined sewers caused levels to crest weir walls and spill to river.
EGLE Action: Long-term Control Program

Dearborn CSO

Submission ID. **HNR-9J2J-KWVRY**
Permit **MI0025542**
Outfall **002**

Start Day	Start Time	End Day	End Time
7/15/2019	7:48:00 PM	7/15/2019	11:39:00 PM

Rain(in.) = 0.92
Waterbody: Rouge River

Partially Treated (MG)	Dilute Raw Sewage (MG)
	0.010

Cause: Rain water in the combined sewers caused levels to crest weir walls and spill to river.
EGLE Action: Long-term Control Program

Dearborn CSO

Submission ID. **HNR-9J2J-KWVRY**
Permit **MI0025542**
Outfall **003**

Start Day	Start Time	End Day	End Time
7/15/2019	7:48:00 PM	7/15/2019	11:39:00 PM

Rain(in.) = 0.92
Waterbody: Rouge River

Partially Treated (MG)	Dilute Raw Sewage (MG)
	2.590

Cause: Rain water in the combined sewers caused levels to crest weir walls and spill to river.
EGLE Action: Long-term Control Program

MG = million gallons
CSO Discharges are as a result of wet weather. Dry weather CSO discharges are classified as SSOs.

MICHIGAN DEPARTMENT OF ENVIRONMENT, GREAT LAKES, AND ENERGY

Combined Sewer Overflow Detail Report
January 1 - December 31, 2019

Dearborn CSO

Submission ID. **HNR-9J2J-KWVRY**
Permit **MI0025542**
Outfall **004**

Start Day	Start Time	End Day	End Time
7/15/2019	7:48:00 PM	7/15/2019	11:39:00 PM

Rain(in.) = 0.92
Waterbody: Rouge River

Partially Treated (MG)	Dilute Raw Sewage (MG)
	1.400

Cause: Rain water in the combined sewers caused levels to crest weir walls and spill to river.
EGLE Action: Long-term Control Program

Dearborn CSO

Submission ID. **HNR-9J2J-KWVRY**
Permit **MI0025542**
Outfall **013**

Start Day	Start Time	End Day	End Time
7/15/2019	7:48:00 PM	7/15/2019	11:39:00 PM

Rain(in.) = 0.92
Waterbody: Rouge River

Partially Treated (MG)	Dilute Raw Sewage (MG)
	5.380

Cause: Rain water in the combined sewers caused levels to crest weir walls and spill to river.
EGLE Action: Long-term Control Program

Dearborn CSO

Submission ID. **HNR-9J2J-KWVRY**
Permit **MI0025542**
Outfall **014**

Start Day	Start Time	End Day	End Time
7/15/2019	7:48:00 PM	7/15/2019	11:39:00 PM

Rain(in.) = 0.92
Waterbody: Rouge River

Partially Treated (MG)	Dilute Raw Sewage (MG)
	2.320

Cause: Rain water in the combined sewers caused levels to crest weir walls and spill to river.
EGLE Action: Long-term Control Program

MG = million gallons
CSO Discharges are as a result of wet weather. Dry weather CSO discharges are classified as SSOs.

MICHIGAN DEPARTMENT OF ENVIRONMENT, GREAT LAKES, AND ENERGY

Combined Sewer Overflow Detail Report
January 1 - December 31, 2019

Dearborn CSO

Submission ID. **HNR-A9ZH-33C2R**
Permit **MI0025542**
Outfall **001**

Start Day	Start Time	End Day	End Time
7/16/2019	7:43:00 PM	7/16/2019	11:38:00 PM

Rain(in.) = 1.36
Waterbody: Rouge River

Partially Treated (MG)	Dilute Raw Sewage (MG)
	1.130

Cause: Rain water in combined sewers caused levels to crest weir walls and spill to river.
EGLE Action: Long-term Control Program

Dearborn CSO

Submission ID. **HNR-A9ZH-33C2R**
Permit **MI0025542**
Outfall **002**

Start Day	Start Time	End Day	End Time
7/16/2019	7:43:00 PM	7/16/2019	11:38:00 PM

Rain(in.) = 1.36
Waterbody: Rouge River

Partially Treated (MG)	Dilute Raw Sewage (MG)
	0.040

Cause: Rain water in combined sewers caused levels to crest weir walls and spill to river.
EGLE Action: Long-term Control Program

Dearborn CSO

Submission ID. **HNR-A9ZH-33C2R**
Permit **MI0025542**
Outfall **003**

Start Day	Start Time	End Day	End Time
7/16/2019	7:43:00 PM	7/16/2019	11:38:00 PM

Rain(in.) = 1.36
Waterbody: Rouge River

Partially Treated (MG)	Dilute Raw Sewage (MG)
	4.180

Cause: Rain water in combined sewers caused levels to crest weir walls and spill to river.
EGLE Action: Long-term Control Program

MG = million gallons
CSO Discharges are as a result of wet weather. Dry weather CSO discharges are classified as SSOs.

MICHIGAN DEPARTMENT OF ENVIRONMENT, GREAT LAKES, AND ENERGY

Combined Sewer Overflow Detail Report
January 1 - December 31, 2019

Dearborn CSO

Submission ID. **HNR-A9ZH-33C2R**
Permit **MI0025542**
Outfall **004**

Start Day	Start Time	End Day	End Time
7/16/2019	7:43:00 PM	7/16/2019	11:38:00 PM

Rain(in.) = 1.36
Waterbody: Rouge River

Partially Treated (MG)	Dilute Raw Sewage (MG)
	2.830

Cause: Rain water in combined sewers caused levels to crest weir walls and spill to river.
EGLE Action: Long-term Control Program

Dearborn CSO

Submission ID. **HNR-A9ZH-33C2R**
Permit **MI0025542**
Outfall **013**

Start Day	Start Time	End Day	End Time
7/16/2019	7:43:00 PM	7/16/2019	11:38:00 PM

Rain(in.) = 1.36
Waterbody: Rouge River

Partially Treated (MG)	Dilute Raw Sewage (MG)
	9.230

Cause: Rain water in combined sewers caused levels to crest weir walls and spill to river.
EGLE Action: Long-term Control Program

Dearborn CSO

Submission ID. **HNR-A9ZH-33C2R**
Permit **MI0025542**
Outfall **014**

Start Day	Start Time	End Day	End Time
7/16/2019	7:43:00 PM	7/16/2019	11:38:00 PM

Rain(in.) = 1.36
Waterbody: Rouge River

Partially Treated (MG)	Dilute Raw Sewage (MG)
	6.970

Cause: Rain water in combined sewers caused levels to crest weir walls and spill to river.
EGLE Action: Long-term Control Program

MG = million gallons
CSO Discharges are as a result of wet weather. Dry weather CSO discharges are classified as SSOs.

MICHIGAN DEPARTMENT OF ENVIRONMENT, GREAT LAKES, AND ENERGY

Combined Sewer Overflow Detail Report
January 1 - December 31, 2019

Dearborn CSO

Submission ID. **HNR-CHRS-52EB2**
Permit **MI0025542**
Outfall **001**

Start Day	Start Time	End Day	End Time
7/19/2019	4:26:00 PM	7/19/2019	6:24:00 PM

Rain(in.) = 0.54
Waterbody: Rouge River

Partially Treated (MG)	Dilute Raw Sewage (MG)
	0.240

Cause: Rain water in the combined sewers caused levels to crest weirs and spill to river
EGLE Action: Long-term Control Program

Dearborn CSO

Submission ID. **HNR-CHRS-52EB2**
Permit **MI0025542**
Outfall **002**

Start Day	Start Time	End Day	End Time
7/19/2019	4:26:00 PM	7/19/2019	6:24:00 PM

Rain(in.) = 0.54
Waterbody: Rouge River

Partially Treated (MG)	Dilute Raw Sewage (MG)
	0.010

Cause: Rain water in the combined sewers caused levels to crest weirs and spill to river
EGLE Action: Long-term Control Program

Dearborn CSO

Submission ID. **HNR-CHRS-52EB2**
Permit **MI0025542**
Outfall **003**

Start Day	Start Time	End Day	End Time
7/19/2019	4:26:00 PM	7/19/2019	6:24:00 PM

Rain(in.) = 0.54
Waterbody: Rouge River

Partially Treated (MG)	Dilute Raw Sewage (MG)
	1.280

Cause: Rain water in the combined sewers caused levels to crest weirs and spill to river
EGLE Action: Long-term Control Program

MG = million gallons
CSO Discharges are as a result of wet weather. Dry weather CSO discharges are classified as SSOs.

MICHIGAN DEPARTMENT OF ENVIRONMENT, GREAT LAKES, AND ENERGY

Combined Sewer Overflow Detail Report
January 1 - December 31, 2019

Dearborn CSO

Submission ID. **HNR-CHRS-52EB2**
Permit **MI0025542**
Outfall **004**

Start Day	Start Time	End Day	End Time
7/19/2019	4:26:00 PM	7/19/2019	6:24:00 PM

Rain(in.) = 0.54
Waterbody: Rouge River

Partially Treated (MG)	Dilute Raw Sewage (MG)
	0.350

Cause: Rain water in the combined sewers caused levels to crest weirs and spill to river
EGLE Action: Long-term Control Program

Dearborn CSO

Submission ID. **HNR-CHRS-52EB2**
Permit **MI0025542**
Outfall **013**

Start Day	Start Time	End Day	End Time
7/19/2019	4:26:00 PM	7/19/2019	6:24:00 PM

Rain(in.) = 0.54
Waterbody: Rouge River

Partially Treated (MG)	Dilute Raw Sewage (MG)
	2.510

Cause: Rain water in the combined sewers caused levels to crest weirs and spill to river
EGLE Action: Long-term Control Program

Dearborn CSO

Submission ID. **HNR-CHRS-52EB2**
Permit **MI0025542**
Outfall **014**

Start Day	Start Time	End Day	End Time
7/19/2019	4:26:00 PM	7/19/2019	6:24:00 PM

Rain(in.) = 0.54
Waterbody: Rouge River

Partially Treated (MG)	Dilute Raw Sewage (MG)
	0.290

Cause: Rain water in the combined sewers caused levels to crest weirs and spill to river
EGLE Action: Long-term Control Program

MG = million gallons
CSO Discharges are as a result of wet weather. Dry weather CSO discharges are classified as SSOs.

MICHIGAN DEPARTMENT OF ENVIRONMENT, GREAT LAKES, AND ENERGY

Combined Sewer Overflow Detail Report
January 1 - December 31, 2019

Dearborn CSO

Submission ID. **HNR-DE48-VP2FF**
Permit **MI0025542**
Outfall **001**

Start Day	Start Time	End Day	End Time
7/20/2019	7:16:00 PM	7/20/2019	8:23:00 PM

Rain(in.) = 0.2
Waterbody: Rouge River

Partially Treated (MG)	Dilute Raw Sewage (MG)
	0.020

Cause: Rain water in the combined sewers caused levels to crest weir walls and spill to the river.
EGLE Action: Long-term Control Program

Dearborn CSO

Submission ID. **HNR-DE48-VP2FF**
Permit **MI0025542**
Outfall **003**

Start Day	Start Time	End Day	End Time
7/20/2019	7:16:00 PM	7/20/2019	8:23:00 PM

Rain(in.) = 0.2
Waterbody: Rouge River

Partially Treated (MG)	Dilute Raw Sewage (MG)
	0.160

Cause: Rain water in the combined sewers caused levels to crest weir walls and spill to the river.
EGLE Action: Long-term Control Program

Dearborn CSO

Submission ID. **HNR-DE48-VP2FF**
Permit **MI0025542**
Outfall **013**

Start Day	Start Time	End Day	End Time
7/20/2019	7:16:00 PM	7/20/2019	8:23:00 PM

Rain(in.) = 0.2
Waterbody: Rouge River

Partially Treated (MG)	Dilute Raw Sewage (MG)
	0.300

Cause: Rain water in the combined sewers caused levels to crest weir walls and spill to the river.
EGLE Action: Long-term Control Program

MG = million gallons
CSO Discharges are as a result of wet weather. Dry weather CSO discharges are classified as SSOs.

MICHIGAN DEPARTMENT OF ENVIRONMENT, GREAT LAKES, AND ENERGY

Combined Sewer Overflow Detail Report
January 1 - December 31, 2019

Dearborn CSO

Submission ID. **HNS-1WQ5-DPEKE**
Permit **MI0025542**
Outfall **001**

Start Day	Start Time	End Day	End Time
8/15/2019	7:58:00 PM	8/15/2019	9:18:00 PM

Rain(in.) = 0.36
Waterbody: Rouge River

Partially Treated (MG)	Dilute Raw Sewage (MG)
	0.120

Cause: rain fall collection in the combined sewer cause sewer to overflow weir wall into Rouge River
EGLE Action: Long-term Control Program

Dearborn CSO

Submission ID. **HNS-1WQ5-DPEKE**
Permit **MI0025542**
Outfall **003**

Start Day	Start Time	End Day	End Time
8/15/2019	7:58:00 PM	8/15/2019	9:18:00 PM

Rain(in.) = 0.36
Waterbody: Rouge River

Partially Treated (MG)	Dilute Raw Sewage (MG)
	0.680

Cause: rain fall collection in the combined sewer cause sewer to overflow weir wall into Rouge River
EGLE Action: Long-term Control Program

Dearborn CSO

Submission ID. **HNS-1WQ5-DPEKE**
Permit **MI0025542**
Outfall **013**

Start Day	Start Time	End Day	End Time
8/15/2019	7:58:00 PM	8/15/2019	9:18:00 PM

Rain(in.) = 0.36
Waterbody: Rouge River

Partially Treated (MG)	Dilute Raw Sewage (MG)
	1.300

Cause: rain fall collection in the combined sewer cause sewer to overflow weir wall into Rouge River
EGLE Action: Long-term Control Program

MG = million gallons
CSO Discharges are as a result of wet weather. Dry weather CSO discharges are classified as SSOs.

MICHIGAN DEPARTMENT OF ENVIRONMENT, GREAT LAKES, AND ENERGY

Combined Sewer Overflow Detail Report
January 1 - December 31, 2019

Dearborn CSO

Submission ID. **HNS-48AF-SDDZ3**
Permit **MI0025542**
Outfall **001**

Start Day	Start Time	End Day	End Time
8/18/2019	8:32:00 PM	8/19/2019	12:31:00 AM

Rain(in.) = 0.63
Waterbody: Rouge River

Partially Treated (MG)	Dilute Raw Sewage (MG)
	0.310

Cause: Rain water in combined sewers caused levels to crest weir walls and spill to river
EGLE Action: Long-term Control Program

Dearborn CSO

Submission ID. **HNS-48AF-SDDZ3**
Permit **MI0025542**
Outfall **002**

Start Day	Start Time	End Day	End Time
8/18/2019	8:32:00 PM	8/19/2019	12:31:00 AM

Rain(in.) = 0.63
Waterbody: Rouge River

Partially Treated (MG)	Dilute Raw Sewage (MG)
	0.010

Cause: Rain water in combined sewers caused levels to crest weir walls and spill to river
EGLE Action: Long-term Control Program

Dearborn CSO

Submission ID. **HNS-48AF-SDDZ3**
Permit **MI0025542**
Outfall **003**

Start Day	Start Time	End Day	End Time
8/18/2019	8:32:00 PM	8/19/2019	12:31:00 AM

Rain(in.) = 0.63
Waterbody: Rouge River

Partially Treated (MG)	Dilute Raw Sewage (MG)
	1.590

Cause: Rain water in combined sewers caused levels to crest weir walls and spill to river
EGLE Action: Long-term Control Program

MG = million gallons
CSO Discharges are as a result of wet weather. Dry weather CSO discharges are classified as SSOs.

MICHIGAN DEPARTMENT OF ENVIRONMENT, GREAT LAKES, AND ENERGY

Combined Sewer Overflow Detail Report
January 1 - December 31, 2019

Dearborn CSO

Submission ID. **HNS-48AF-SDDZ3**
Permit **MI0025542**
Outfall **004**

Start Day	Start Time	End Day	End Time
8/18/2019	8:32:00 PM	8/19/2019	12:31:00 AM

Rain(in.) = 0.63
Waterbody: Rouge River

Partially Treated (MG)	Dilute Raw Sewage (MG)
	0.580

Cause: Rain water in combined sewers caused levels to crest weir walls and spill to river
EGLE Action: Long-term Control Program

Dearborn CSO

Submission ID. **HNS-48AF-SDDZ3**
Permit **MI0025542**
Outfall **013**

Start Day	Start Time	End Day	End Time
8/18/2019	8:32:00 PM	8/19/2019	12:31:00 AM

Rain(in.) = 0.63
Waterbody: Rouge River

Partially Treated (MG)	Dilute Raw Sewage (MG)
	3.150

Cause: Rain water in combined sewers caused levels to crest weir walls and spill to river
EGLE Action: Long-term Control Program

Dearborn CSO

Submission ID. **HNS-48AF-SDDZ3**
Permit **MI0025542**
Outfall **014**

Start Day	Start Time	End Day	End Time
8/18/2019	8:32:00 PM	8/19/2019	12:31:00 AM

Rain(in.) = 0.63
Waterbody: Rouge River

Partially Treated (MG)	Dilute Raw Sewage (MG)
	0.600

Cause: Rain water in combined sewers caused levels to crest weir walls and spill to river
EGLE Action: Long-term Control Program

MG = million gallons
CSO Discharges are as a result of wet weather. Dry weather CSO discharges are classified as SSOs.

MICHIGAN DEPARTMENT OF ENVIRONMENT, GREAT LAKES, AND ENERGY

Combined Sewer Overflow Detail Report
January 1 - December 31, 2019

Dearborn CSO

Submission ID. **HNS-AG9C-7T7X9**
Permit **MI0025542**
Outfall **001**

Start Day	Start Time	End Day	End Time
8/26/2019	7:22:00 PM	8/27/2019	10:08:00 AM

Rain(in.) = 1
Waterbody: Rouge River

Partially Treated (MG)	Dilute Raw Sewage (MG)
	0.680

Cause: rain volumes exceeded the combined sewer system thus causing the combined sewer system to over flow the weir walls at their designed levels.
EGLE Action: Long-term Control Program

Dearborn CSO

Submission ID. **HNS-AG9C-7T7X9**
Permit **MI0025542**
Outfall **002**

Start Day	Start Time	End Day	End Time
8/26/2019	7:22:00 PM	8/27/2019	10:08:00 AM

Rain(in.) = 1
Waterbody: Rouge River

Partially Treated (MG)	Dilute Raw Sewage (MG)
	0.010

Cause: rain volumes exceeded the combined sewer system thus causing the combined sewer system to over flow the weir walls at their designed levels.
EGLE Action: Long-term Control Program

Dearborn CSO

Submission ID. **HNS-AG9C-7T7X9**
Permit **MI0025542**
Outfall **003**

Start Day	Start Time	End Day	End Time
8/26/2019	7:22:00 PM	8/27/2019	10:08:00 AM

Rain(in.) = 1
Waterbody: Rouge River

Partially Treated (MG)	Dilute Raw Sewage (MG)
	2.870

Cause: rain volumes exceeded the combined sewer system thus causing the combined sewer system to over flow the weir walls at their designed levels.
EGLE Action: Long-term Control Program

MG = million gallons
CSO Discharges are as a result of wet weather. Dry weather CSO discharges are classified as SSOs.

MICHIGAN DEPARTMENT OF ENVIRONMENT, GREAT LAKES, AND ENERGY

Combined Sewer Overflow Detail Report
January 1 - December 31, 2019

Dearborn CSO

Submission ID. **HNS-AG9C-7T7X9**
Permit **MI0025542**
Outfall **004**

Start Day	Start Time	End Day	End Time
8/26/2019	7:22:00 PM	8/27/2019	10:08:00 AM

Rain(in.) = 1
Waterbody: Rouge River

Partially Treated (MG)	Dilute Raw Sewage (MG)
	1.650

Cause: rain volumes exceeded the combined sewer system thus causing the combined sewer system to over flow the weir walls at their designed levels.
EGLE Action: Long-term Control Program

Dearborn CSO

Submission ID. **HNS-AG9C-7T7X9**
Permit **MI0025542**
Outfall **013**

Start Day	Start Time	End Day	End Time
8/26/2019	7:22:00 PM	8/27/2019	10:08:00 AM

Rain(in.) = 1
Waterbody: Rouge River

Partially Treated (MG)	Dilute Raw Sewage (MG)
	6.040

Cause: rain volumes exceeded the combined sewer system thus causing the combined sewer system to over flow the weir walls at their designed levels.
EGLE Action: Long-term Control Program

Dearborn CSO

Submission ID. **HNS-AG9C-7T7X9**
Permit **MI0025542**
Outfall **014**

Start Day	Start Time	End Day	End Time
8/26/2019	7:22:00 PM	8/27/2019	10:08:00 AM

Rain(in.) = 1
Waterbody: Rouge River

Partially Treated (MG)	Dilute Raw Sewage (MG)
	2.980

Cause: rain volumes exceeded the combined sewer system thus causing the combined sewer system to over flow the weir walls at their designed levels.
EGLE Action: Long-term Control Program

MG = million gallons
CSO Discharges are as a result of wet weather. Dry weather CSO discharges are classified as SSOs.

MICHIGAN DEPARTMENT OF ENVIRONMENT, GREAT LAKES, AND ENERGY

Combined Sewer Overflow Detail Report
January 1 - December 31, 2019

Dearborn CSO

Submission ID. **HNS-H046-2TM93**
Permit **MI0025542**
Outfall **001**

Start Day	Start Time	End Day	End Time
9/4/2019	1:03:00 AM	9/4/2019	7:00:00 AM

Rain(in.) = 0.55
Waterbody: Rouge River

Partially Treated (MG)	Dilute Raw Sewage (MG)
	0.250

Cause: rain fall caused combined sewer levels to rise to the point where they overflowed weir walls inside combined sewer. thus discharging into the Rouge River at designated sites.

EGLE Action: Long-term Control Program

Dearborn CSO

Submission ID. **HNS-H046-2TM93**
Permit **MI0025542**
Outfall **002**

Start Day	Start Time	End Day	End Time
9/4/2019	1:03:00 AM	9/4/2019	7:00:00 AM

Rain(in.) = 0.55
Waterbody: Rouge River

Partially Treated (MG)	Dilute Raw Sewage (MG)
	0.010

Cause: rain fall caused combined sewer levels to rise to the point where they overflowed weir walls inside combined sewer. thus discharging into the Rouge River at designated sites.

EGLE Action: Long-term Control Program

MG = million gallons
CSO Discharges are as a result of wet weather. Dry weather CSO discharges are classified as SSOs.

MICHIGAN DEPARTMENT OF ENVIRONMENT, GREAT LAKES, AND ENERGY

Combined Sewer Overflow Detail Report
January 1 - December 31, 2019

Dearborn CSO

Submission ID. **HNS-H046-2TM93**
Permit **MI0025542**
Outfall **003**

Start Day	Start Time	End Day	End Time
9/4/2019	1:03:00 AM	9/4/2019	7:00:00 AM

Rain(in.) = 0.55
Waterbody: Rouge River

Partially Treated (MG)	Dilute Raw Sewage (MG)
	1.320

Cause: rain fall caused combined sewer levels to rise to the point where they overflowed weir walls inside combined sewer. thus discharging into the Rouge River at designated sites.

EGLE Action: Long-term Control Program

Dearborn CSO

Submission ID. **HNS-H046-2TM93**
Permit **MI0025542**
Outfall **004**

Start Day	Start Time	End Day	End Time
9/4/2019	1:03:00 AM	9/4/2019	7:00:00 AM

Rain(in.) = 0.55
Waterbody: Rouge River

Partially Treated (MG)	Dilute Raw Sewage (MG)
	0.370

Cause: rain fall caused combined sewer levels to rise to the point where they overflowed weir walls inside combined sewer. thus discharging into the Rouge River at designated sites.

EGLE Action: Long-term Control Program

MG = million gallons
CSO Discharges are as a result of wet weather. Dry weather CSO discharges are classified as SSOs.

MICHIGAN DEPARTMENT OF ENVIRONMENT, GREAT LAKES, AND ENERGY

Combined Sewer Overflow Detail Report
January 1 - December 31, 2019

Dearborn CSO

Submission ID. **HNS-H046-2TM93**
Permit **MI0025542**
Outfall **013**

Start Day	Start Time	End Day	End Time
9/4/2019	1:03:00 AM	9/4/2019	7:00:00 AM

Rain(in.) = 0.55
Waterbody: Rouge River

Partially Treated (MG)	Dilute Raw Sewage (MG)
	2.580

Cause: rain fall caused combined sewer levels to rise to the point where they overflowed weir walls inside combined sewer. thus discharging into the Rouge River at designated sites.

EGLE Action: Long-term Control Program

Dearborn CSO

Submission ID. **HNS-H046-2TM93**
Permit **MI0025542**
Outfall **014**

Start Day	Start Time	End Day	End Time
9/4/2019	1:03:00 AM	9/4/2019	7:00:00 AM

Rain(in.) = 0.55
Waterbody: Rouge River

Partially Treated (MG)	Dilute Raw Sewage (MG)
	0.320

Cause: rain fall caused combined sewer levels to rise to the point where they overflowed weir walls inside combined sewer. thus discharging into the Rouge River at designated sites.

EGLE Action: Long-term Control Program

MG = million gallons
CSO Discharges are as a result of wet weather. Dry weather CSO discharges are classified as SSOs.

MICHIGAN DEPARTMENT OF ENVIRONMENT, GREAT LAKES, AND ENERGY

Combined Sewer Overflow Detail Report
January 1 - December 31, 2019

Dearborn CSO

Submission ID. **HNS-Q2V5-J8XPA**
Permit **MI0025542**
Outfall **001**

Start Day	Start Time	End Day	End Time
9/11/2019	5:51:00 PM	9/12/2019	10:06:00 AM

Rain(in.) = 2.15
Waterbody: Rouge River

Partially Treated (MG)	Dilute Raw Sewage (MG)
	2.470

Cause: Rain fall combined with normal sewer level exceeded the weir wall level. Combination of diluted raw sewerage discharged at the designed sewer levels into the Rouge River.

EGLE Action: Long-term Control Program

Dearborn CSO

Submission ID. **HNS-Q2V5-J8XPA**
Permit **MI0025542**
Outfall **002**

Start Day	Start Time	End Day	End Time
9/11/2019	5:51:00 PM	9/12/2019	10:06:00 AM

Rain(in.) = 2.15
Waterbody: Rouge River

Partially Treated (MG)	Dilute Raw Sewage (MG)
	0.190

Cause: Rain fall combined with normal sewer level exceeded the weir wall level. Combination of diluted raw sewerage discharged at the designed sewer levels into the Rouge River.

EGLE Action: Long-term Control Program

MG = million gallons
CSO Discharges are as a result of wet weather. Dry weather CSO discharges are classified as SSOs.

MICHIGAN DEPARTMENT OF ENVIRONMENT, GREAT LAKES, AND ENERGY

Combined Sewer Overflow Detail Report
January 1 - December 31, 2019

Dearborn CSO

Submission ID. **HNS-Q2V5-J8XPA**
Permit **MI0025542**
Outfall **003**

Start Day	Start Time	End Day	End Time
9/11/2019	5:51:00 PM	9/12/2019	10:06:00 AM

Rain(in.) = 2.15
Waterbody: Rouge River

Partially Treated (MG)	Dilute Raw Sewage (MG)
	7.220

Cause: Rain fall combined with normal sewer level exceeded the weir wall level. Combination of diluted raw sewerage discharged at the designed sewer levels into the Rouge River.

EGLE Action: Long-term Control Program

Dearborn CSO

Submission ID. **HNS-Q2V5-J8XPA**
Permit **MI0025542**
Outfall **004**

Start Day	Start Time	End Day	End Time
9/11/2019	5:51:00 PM	9/12/2019	10:06:00 AM

Rain(in.) = 2.15
Waterbody: Rouge River

Partially Treated (MG)	Dilute Raw Sewage (MG)
	5.930

Cause: Rain fall combined with normal sewer level exceeded the weir wall level. Combination of diluted raw sewerage discharged at the designed sewer levels into the Rouge River.

EGLE Action: Long-term Control Program

MG = million gallons
CSO Discharges are as a result of wet weather. Dry weather CSO discharges are classified as SSOs.

MICHIGAN DEPARTMENT OF ENVIRONMENT, GREAT LAKES, AND ENERGY

Combined Sewer Overflow Detail Report
January 1 - December 31, 2019

Dearborn CSO

Submission ID. **HNS-Q2V5-J8XPA**
Permit **MI0025542**
Outfall **013**

Start Day	Start Time	End Day	End Time
9/11/2019	5:51:00 PM	9/12/2019	10:06:00 AM

Rain(in.) = 2.15
Waterbody: Rouge River

Partially Treated (MG)	Dilute Raw Sewage (MG)
	17.550

Cause: Rain fall combined with normal sewer level exceeded the weir wall level. Combination of diluted raw sewerage discharged at the designed sewer levels into the Rouge River.

EGLE Action: Long-term Control Program

Dearborn CSO

Submission ID. **HNS-Q2V5-J8XPA**
Permit **MI0025542**
Outfall **014**

Start Day	Start Time	End Day	End Time
9/11/2019	5:51:00 PM	9/12/2019	10:06:00 AM

Rain(in.) = 2.15
Waterbody: Rouge River

Partially Treated (MG)	Dilute Raw Sewage (MG)
	21.550

Cause: Rain fall combined with normal sewer level exceeded the weir wall level. Combination of diluted raw sewerage discharged at the designed sewer levels into the Rouge River.

EGLE Action: Long-term Control Program

MG = million gallons
CSO Discharges are as a result of wet weather. Dry weather CSO discharges are classified as SSOs.

MICHIGAN DEPARTMENT OF ENVIRONMENT, GREAT LAKES, AND ENERGY

Combined Sewer Overflow Detail Report
January 1 - December 31, 2019

Dearborn CSO

Submission ID. **HNS-RJ0J-1T29E**
Permit **MI0025542**
Outfall **001**

Start Day	Start Time	End Day	End Time
9/13/2019	3:51:00 PM	9/13/2019	6:56:00 PM

Rain(in.) = 0.62
Waterbody: Rouge River

Partially Treated (MG)	Dilute Raw Sewage (MG)
	0.310

Cause: Rain fall combined with sewerage to raise combined sewers above designated weir wall levels. This caused the diluted combined sanitary/storm water to be discharge into the Rouge River per our permit.

EGLE Action: Long-term Control Program

Dearborn CSO

Submission ID. **HNS-RJ0J-1T29E**
Permit **MI0025542**
Outfall **002**

Start Day	Start Time	End Day	End Time
9/13/2019	3:51:00 PM	9/13/2019	6:56:00 PM

Rain(in.) = 0.62
Waterbody: Rouge River

Partially Treated (MG)	Dilute Raw Sewage (MG)
	0.010

Cause: Rain fall combined with sewerage to raise combined sewers above designated weir wall levels. This caused the diluted combined sanitary/storm water to be discharge into the Rouge River per our permit.

EGLE Action: Long-term Control Program

MG = million gallons
CSO Discharges are as a result of wet weather. Dry weather CSO discharges are classified as SSOs.

MICHIGAN DEPARTMENT OF ENVIRONMENT, GREAT LAKES, AND ENERGY

Combined Sewer Overflow Detail Report
January 1 - December 31, 2019

Dearborn CSO

Submission ID. **HNS-RJ0J-1T29E**
Permit **MI0025542**
Outfall **003**

Start Day	Start Time	End Day	End Time
9/13/2019	3:51:00 PM	9/13/2019	6:56:00 PM

Rain(in.) = 0.62
Waterbody: Rouge River

Partially Treated (MG)	Dilute Raw Sewage (MG)
	1.550

Cause: Rain fall combined with sewerage to raise combined sewers above designated weir wall levels. This caused the diluted combined sanitary/storm water to be discharge into the Rouge River per our permit.

EGLE Action: Long-term Control Program

Dearborn CSO

Submission ID. **HNS-RJ0J-1T29E**
Permit **MI0025542**
Outfall **004**

Start Day	Start Time	End Day	End Time
9/13/2019	3:51:00 PM	9/13/2019	6:56:00 PM

Rain(in.) = 0.62
Waterbody: Rouge River

Partially Treated (MG)	Dilute Raw Sewage (MG)
	0.560

Cause: Rain fall combined with sewerage to raise combined sewers above designated weir wall levels. This caused the diluted combined sanitary/storm water to be discharge into the Rouge River per our permit.

EGLE Action: Long-term Control Program

MG = million gallons
CSO Discharges are as a result of wet weather. Dry weather CSO discharges are classified as SSOs.

MICHIGAN DEPARTMENT OF ENVIRONMENT, GREAT LAKES, AND ENERGY

Combined Sewer Overflow Detail Report
January 1 - December 31, 2019

Dearborn CSO

Submission ID. **HNS-RJ0J-1T29E**
Permit **MI0025542**
Outfall **013**

Start Day	Start Time	End Day	End Time
9/13/2019	3:51:00 PM	9/13/2019	6:56:00 PM

Rain(in.) = 0.62
Waterbody: Rouge River

Partially Treated (MG)	Dilute Raw Sewage (MG)
	3.080

Cause: Rain fall combined with sewerage to raise combined sewers above designated weir wall levels. This caused the diluted combined sanitary/storm water to be discharge into the Rouge River per our permit.

EGLE Action: Long-term Control Program

Dearborn CSO

Submission ID. **HNS-RJ0J-1T29E**
Permit **MI0025542**
Outfall **014**

Start Day	Start Time	End Day	End Time
9/13/2019	3:51:00 PM	9/13/2019	6:56:00 PM

Rain(in.) = 0.62
Waterbody: Rouge River

Partially Treated (MG)	Dilute Raw Sewage (MG)
	0.560

Cause: Rain fall combined with sewerage to raise combined sewers above designated weir wall levels. This caused the diluted combined sanitary/storm water to be discharge into the Rouge River per our permit.

EGLE Action: Long-term Control Program

MG = million gallons
CSO Discharges are as a result of wet weather. Dry weather CSO discharges are classified as SSOs.

MICHIGAN DEPARTMENT OF ENVIRONMENT, GREAT LAKES, AND ENERGY

Combined Sewer Overflow Detail Report
January 1 - December 31, 2019

Dearborn CSO

Submission ID. **HNS-YT3C-3CADY**
Permit **MI0025542**
Outfall **001**

Start Day	Start Time	End Day	End Time
9/21/2019	2:33:00 PM	9/21/2019	3:46:00 PM

Rain(in.) = 0.16
Waterbody: River Rouge

Partially Treated (MG)

Dilute Raw Sewage (MG)
0.010

Cause: Rain water in the combined sewers caused levels to raise and crest weir walls and spill to river
EGLE Action: Long-term Control Program

Dearborn CSO

Submission ID. **HNS-YT3C-3CADY**
Permit **MI0025542**
Outfall **003**

Start Day	Start Time	End Day	End Time
9/21/2019	2:33:00 PM	9/21/2019	3:46:00 PM

Rain(in.) = 0.16
Waterbody: River Rouge

Partially Treated (MG)

Dilute Raw Sewage (MG)
0.030

Cause: Rain water in the combined sewers caused levels to raise and crest weir walls and spill to river
EGLE Action: Long-term Control Program

Dearborn CSO

Submission ID. **HNS-YT3C-3CADY**
Permit **MI0025542**
Outfall **013**

Start Day	Start Time	End Day	End Time
9/21/2019	2:33:00 PM	9/21/2019	3:46:00 PM

Rain(in.) = 0.16
Waterbody: River Rouge

Partially Treated (MG)

Dilute Raw Sewage (MG)
0.060

Cause: Rain water in the combined sewers caused levels to raise and crest weir walls and spill to river
EGLE Action: Long-term Control Program

MG = million gallons
CSO Discharges are as a result of wet weather. Dry weather CSO discharges are classified as SSOs.

MICHIGAN DEPARTMENT OF ENVIRONMENT, GREAT LAKES, AND ENERGY

Combined Sewer Overflow Detail Report
January 1 - December 31, 2019

Dearborn CSO

Submission ID. **HNT-3KTX-TV60D**
Permit **MI0025542**
Outfall **001**

Start Day	Start Time	End Day	End Time
9/27/2019	5:35:00 PM	9/28/2019	7:26:00 AM

Rain(in.) = 0.65
Waterbody: Rouge River

Partially Treated (MG)	Dilute Raw Sewage (MG)
	0.330

Cause: rain fall caused combined sewer to over flow weir walls at designated elevations.
EGLE Action: Long-term Control Program

Dearborn CSO

Submission ID. **HNT-3KTX-TV60D**
Permit **MI0025542**
Outfall **002**

Start Day	Start Time	End Day	End Time
9/27/2019	5:35:00 PM	9/28/2019	7:26:00 AM

Rain(in.) = 0.65
Waterbody: Rouge River

Partially Treated (MG)	Dilute Raw Sewage (MG)
	0.010

Cause: rain fall caused combined sewer to over flow weir walls at designated elevations.
EGLE Action: Long-term Control Program

Dearborn CSO

Submission ID. **HNT-3KTX-TV60D**
Permit **MI0025542**
Outfall **003**

Start Day	Start Time	End Day	End Time
9/27/2019	5:35:00 PM	9/28/2019	7:26:00 AM

Rain(in.) = 0.65
Waterbody: Rouge River

Partially Treated (MG)	Dilute Raw Sewage (MG)
	1.650

Cause: rain fall caused combined sewer to over flow weir walls at designated elevations.
EGLE Action: Long-term Control Program

MG = million gallons
CSO Discharges are as a result of wet weather. Dry weather CSO discharges are classified as SSOs.

MICHIGAN DEPARTMENT OF ENVIRONMENT, GREAT LAKES, AND ENERGY

Combined Sewer Overflow Detail Report
January 1 - December 31, 2019

Dearborn CSO

Submission ID. **HNT-3KTX-TV60D**
Permit **MI0025542**
Outfall **004**

Start Day	Start Time	End Day	End Time
9/27/2019	5:35:00 PM	9/28/2019	7:26:00 AM

Rain(in.) = 0.65
Waterbody: Rouge River

Partially Treated (MG)	Dilute Raw Sewage (MG)
	0.640

Cause: rain fall caused combined sewer to over flow weir walls at designated elevations.
EGLE Action: Long-term Control Program

Dearborn CSO

Submission ID. **HNT-3KTX-TV60D**
Permit **MI0025542**
Outfall **013**

Start Day	Start Time	End Day	End Time
9/27/2019	5:35:00 PM	9/28/2019	7:26:00 AM

Rain(in.) = 0.65
Waterbody: Rouge River

Partially Treated (MG)	Dilute Raw Sewage (MG)
	3.300

Cause: rain fall caused combined sewer to over flow weir walls at designated elevations.
EGLE Action: Long-term Control Program

Dearborn CSO

Submission ID. **HNT-3KTX-TV60D**
Permit **MI0025542**
Outfall **014**

Start Day	Start Time	End Day	End Time
9/27/2019	5:35:00 PM	9/28/2019	7:26:00 AM

Rain(in.) = 0.65
Waterbody: Rouge River

Partially Treated (MG)	Dilute Raw Sewage (MG)
	0.690

Cause: rain fall caused combined sewer to over flow weir walls at designated elevations.
EGLE Action: Long-term Control Program

MG = million gallons
CSO Discharges are as a result of wet weather. Dry weather CSO discharges are classified as SSOs.

MICHIGAN DEPARTMENT OF ENVIRONMENT, GREAT LAKES, AND ENERGY

Combined Sewer Overflow Detail Report
January 1 - December 31, 2019

Dearborn CSO

Submission ID. **HNT-56KC-6RXZW**
Permit **MI0025542**
Outfall **001**

Start Day	Start Time	End Day	End Time
9/29/2019	6:44:00 PM	9/29/2019	8:00:00 PM

Rain(in.) = 0.17
Waterbody: Rouge River

Partially Treated (MG)	Dilute Raw Sewage (MG)
	0.010

Cause: rain water caused combined sewer to overflow weir walls at designated elevations.
EGLE Action: Long-term Control Program

Dearborn CSO

Submission ID. **HNT-56KC-6RXZW**
Permit **MI0025542**
Outfall **003**

Start Day	Start Time	End Day	End Time
9/29/2019	6:44:00 PM	9/29/2019	8:00:00 PM

Rain(in.) = 0.17
Waterbody: Rouge River

Partially Treated (MG)	Dilute Raw Sewage (MG)
	0.060

Cause: rain water caused combined sewer to overflow weir walls at designated elevations.
EGLE Action: Long-term Control Program

Dearborn CSO

Submission ID. **HNT-56KC-6RXZW**
Permit **MI0025542**
Outfall **013**

Start Day	Start Time	End Day	End Time
9/29/2019	6:44:00 PM	9/29/2019	8:00:00 PM

Rain(in.) = 0.17
Waterbody: Rouge River

Partially Treated (MG)	Dilute Raw Sewage (MG)
	0.120

Cause: rain water caused combined sewer to overflow weir walls at designated elevations.
EGLE Action: Long-term Control Program

MG = million gallons
CSO Discharges are as a result of wet weather. Dry weather CSO discharges are classified as SSOs.

MICHIGAN DEPARTMENT OF ENVIRONMENT, GREAT LAKES, AND ENERGY

Combined Sewer Overflow Detail Report
January 1 - December 31, 2019

Dearborn CSO

Submission ID. **HNT-7J9N-YRBWR**

Start Day	Start Time	End Day	End Time
10/2/2019	3:47:00 PM	10/3/2019	10:37:00 AM

Rain(in.) = 1.08

Waterbody: Rouge River

Outfall **001**

Partially Treated (MG)

Dilute Raw Sewage (MG)

0.770

Cause: Rain water in combined sewers caused levels to crest weir walls and spill to river.

EGLE Action: Long-term Control Program

Dearborn CSO

Submission ID. **HNT-7J9N-YRBWR**

Start Day	Start Time	End Day	End Time
10/2/2019	3:47:00 PM	10/3/2019	10:37:00 AM

Rain(in.) = 1.08

Waterbody: Rouge River

Outfall **002**

Partially Treated (MG)

Dilute Raw Sewage (MG)

0.020

Cause: Rain water in combined sewers caused levels to crest weir walls and spill to river.

EGLE Action: Long-term Control Program

Dearborn CSO

Submission ID. **HNT-7J9N-YRBWR**

Start Day	Start Time	End Day	End Time
10/2/2019	3:47:00 PM	10/3/2019	10:37:00 AM

Rain(in.) = 1.08

Waterbody: Rouge River

Outfall **003**

Partially Treated (MG)

Dilute Raw Sewage (MG)

3.160

Cause: Rain water in combined sewers caused levels to crest weir walls and spill to river.

EGLE Action: Long-term Control Program

MG = million gallons

CSO Discharges are as a result of wet weather. Dry weather CSO discharges are classified as SSOs.

MICHIGAN DEPARTMENT OF ENVIRONMENT, GREAT LAKES, AND ENERGY

Combined Sewer Overflow Detail Report
January 1 - December 31, 2019

Dearborn CSO

Submission ID. **HNT-7J9N-YRBWR**

Start Day	Start Time	End Day	End Time
10/2/2019	3:47:00 PM	10/3/2019	10:37:00 AM

Rain(in.) = 1.08

Waterbody: Rouge River

Outfall **004**

Partially Treated (MG)

Dilute Raw Sewage (MG)

1.900

Cause: Rain water in combined sewers caused levels to crest weir walls and spill to river.

EGLE Action: Long-term Control Program

Dearborn CSO

Submission ID. **HNT-7J9N-YRBWR**

Start Day	Start Time	End Day	End Time
10/2/2019	3:47:00 PM	10/3/2019	10:37:00 AM

Rain(in.) = 1.08

Waterbody: Rouge River

Outfall **013**

Partially Treated (MG)

Dilute Raw Sewage (MG)

6.710

Cause: Rain water in combined sewers caused levels to crest weir walls and spill to river.

EGLE Action: Long-term Control Program

Dearborn CSO

Submission ID. **HNT-7J9N-YRBWR**

Start Day	Start Time	End Day	End Time
10/2/2019	3:47:00 PM	10/3/2019	10:37:00 AM

Rain(in.) = 1.08

Waterbody: Rouge River

Outfall **014**

Partially Treated (MG)

Dilute Raw Sewage (MG)

3.730

Cause: Rain water in combined sewers caused levels to crest weir walls and spill to river.

EGLE Action: Long-term Control Program

MG = million gallons

CSO Discharges are as a result of wet weather. Dry weather CSO discharges are classified as SSOs.

MICHIGAN DEPARTMENT OF ENVIRONMENT, GREAT LAKES, AND ENERGY

Combined Sewer Overflow Detail Report
January 1 - December 31, 2019

Dearborn CSO

Submission ID. **HNT-EF50-8BVPG**

Start Day	Start Time	End Day	End Time
10/11/2019	1:37:00 PM	10/12/2019	4:19:00 AM

Rain(in.) = 0.53

Waterbody: Rouge River

Outfall **001**

Partially Treated (MG)

Dilute Raw Sewage (MG)

0.230

Cause: Rain water in the combined system caused levels to raise and crest weir walls and spill to river.

EGLE Action: Long-term Control Program

Dearborn CSO

Submission ID. **HNT-EF50-8BVPG**

Start Day	Start Time	End Day	End Time
10/11/2019	1:37:00 PM	10/12/2019	4:19:00 AM

Rain(in.) = 0.53

Waterbody: Rouge River

Outfall **002**

Partially Treated (MG)

Dilute Raw Sewage (MG)

0.010

Cause: Rain water in the combined system caused levels to raise and crest weir walls and spill to river.

EGLE Action: Long-term Control Program

Dearborn CSO

Submission ID. **HNT-EF50-8BVPG**

Start Day	Start Time	End Day	End Time
10/11/2019	1:37:00 PM	10/12/2019	4:19:00 AM

Rain(in.) = 0.53

Waterbody: Rouge River

Outfall **003**

Partially Treated (MG)

Dilute Raw Sewage (MG)

1.250

Cause: Rain water in the combined system caused levels to raise and crest weir walls and spill to river.

EGLE Action: Long-term Control Program

MG = million gallons

CSO Discharges are as a result of wet weather. Dry weather CSO discharges are classified as SSOs.

MICHIGAN DEPARTMENT OF ENVIRONMENT, GREAT LAKES, AND ENERGY

Combined Sewer Overflow Detail Report
January 1 - December 31, 2019

Dearborn CSO

Submission ID. **HNT-EF50-8BVPG**

Start Day	Start Time	End Day	End Time
10/11/2019	1:37:00 PM	10/12/2019	4:19:00 AM

Rain(in.) = 0.53

Waterbody: Rouge River

Outfall **004**

Partially Treated (MG)

Dilute Raw Sewage (MG)

0.320

Cause: Rain water in the combined system caused levels to raise and crest weir walls and spill to river.

EGLE Action: Long-term Control Program

Dearborn CSO

Submission ID. **HNT-EF50-8BVPG**

Start Day	Start Time	End Day	End Time
10/11/2019	1:37:00 PM	10/12/2019	4:19:00 AM

Rain(in.) = 0.53

Waterbody: Rouge River

Outfall **013**

Partially Treated (MG)

Dilute Raw Sewage (MG)

2.440

Cause: Rain water in the combined system caused levels to raise and crest weir walls and spill to river.

EGLE Action: Long-term Control Program

Dearborn CSO

Submission ID. **HNT-EF50-8BVPG**

Start Day	Start Time	End Day	End Time
10/11/2019	1:37:00 PM	10/12/2019	4:19:00 AM

Rain(in.) = 0.53

Waterbody: Rouge River

Outfall **014**

Partially Treated (MG)

Dilute Raw Sewage (MG)

0.260

Cause: Rain water in the combined system caused levels to raise and crest weir walls and spill to river.

EGLE Action: Long-term Control Program

MG = million gallons

CSO Discharges are as a result of wet weather. Dry weather CSO discharges are classified as SSOs.

MICHIGAN DEPARTMENT OF ENVIRONMENT, GREAT LAKES, AND ENERGY

Combined Sewer Overflow Detail Report
January 1 - December 31, 2019

Dearborn CSO

Submission ID. **HNT-J66F-2ZP8Y**

Start Day	Start Time	End Day	End Time
10/16/2019	4:08:00 AM	10/16/2019	5:23:00 AM

Rain(in.) = 0.19

Waterbody: Rouge River

Outfall **001**

Partially Treated (MG)

Dilute Raw Sewage (MG)

0.020

Cause: rain water caused combined sewer to over flow weir wall and discharge into the Rouge river.

EGLE Action: Long-term Control Program

Dearborn CSO

Submission ID. **HNT-J66F-2ZP8Y**

Start Day	Start Time	End Day	End Time
10/16/2019	4:08:00 AM	10/16/2019	5:23:00 AM

Rain(in.) = 0.19

Waterbody: Rouge River

Outfall **003**

Partially Treated (MG)

Dilute Raw Sewage (MG)

0.130

Cause: rain water caused combined sewer to over flow weir wall and discharge into the Rouge river.

EGLE Action: Long-term Control Program

Dearborn CSO

Submission ID. **HNT-J66F-2ZP8Y**

Start Day	Start Time	End Day	End Time
10/16/2019	4:08:00 AM	10/16/2019	5:23:00 AM

Rain(in.) = 0.19

Waterbody: Rouge River

Outfall **013**

Partially Treated (MG)

Dilute Raw Sewage (MG)

0.240

Cause: rain water caused combined sewer to over flow weir wall and discharge into the Rouge river.

EGLE Action: Long-term Control Program

MG = million gallons

CSO Discharges are as a result of wet weather. Dry weather CSO discharges are classified as SSOs.

MICHIGAN DEPARTMENT OF ENVIRONMENT, GREAT LAKES, AND ENERGY

Combined Sewer Overflow Detail Report
January 1 - December 31, 2019

Dearborn CSO

Submission ID. **HNT-PH5P-KS7PX**

Start Day	Start Time	End Day	End Time
10/21/2019	7:55:00 PM	10/21/2019	10:22:00 PM

Rain(in.) = 0.2

Waterbody: Rouge River

Outfall **001**

Partially Treated (MG)

Dilute Raw Sewage (MG)

0.020

Cause: Rain water in combined sewers caused levels to crest weir walls and spill to river.

EGLE Action: Long-term Control Program

Dearborn CSO

Submission ID. **HNT-PH5P-KS7PX**

Start Day	Start Time	End Day	End Time
10/21/2019	7:55:00 PM	10/21/2019	10:22:00 PM

Rain(in.) = 0.2

Waterbody: Rouge River

Outfall **003**

Partially Treated (MG)

Dilute Raw Sewage (MG)

0.160

Cause: Rain water in combined sewers caused levels to crest weir walls and spill to river.

EGLE Action: Long-term Control Program

Dearborn CSO

Submission ID. **HNT-PH5P-KS7PX**

Start Day	Start Time	End Day	End Time
10/21/2019	7:55:00 PM	10/21/2019	10:22:00 PM

Rain(in.) = 0.2

Waterbody: Rouge River

Outfall **013**

Partially Treated (MG)

Dilute Raw Sewage (MG)

0.300

Cause: Rain water in combined sewers caused levels to crest weir walls and spill to river.

EGLE Action: Long-term Control Program

MG = million gallons

CSO Discharges are as a result of wet weather. Dry weather CSO discharges are classified as SSOs.

MICHIGAN DEPARTMENT OF ENVIRONMENT, GREAT LAKES, AND ENERGY

Combined Sewer Overflow Detail Report
January 1 - December 31, 2019

Dearborn CSO

Submission ID. **HNT-TD7V-AH13A**

Start Day	Start Time	End Day	End Time
10/26/2019	5:03:00 PM	10/27/2019	8:05:00 AM

Rain(in.) = 1.38

Waterbody: River Rouge

Outfall **001**

Partially Treated (MG)

Dilute Raw Sewage (MG)

1.160

Cause: Rain water in combined sewers crested weir walls and spilled to river.

EGLE Action: Long-term Control Program

Dearborn CSO

Submission ID. **HNT-TD7V-AH13A**

Start Day	Start Time	End Day	End Time
10/26/2019	5:03:00 PM	10/27/2019	8:05:00 AM

Rain(in.) = 1.38

Waterbody: River Rouge

Outfall **002**

Partially Treated (MG)

Dilute Raw Sewage (MG)

0.050

Cause: Rain water in combined sewers crested weir walls and spilled to river.

EGLE Action: Long-term Control Program

Dearborn CSO

Submission ID. **HNT-TD7V-AH13A**

Start Day	Start Time	End Day	End Time
10/26/2019	5:03:00 PM	10/27/2019	8:05:00 AM

Rain(in.) = 1.38

Waterbody: River Rouge

Outfall **003**

Partially Treated (MG)

Dilute Raw Sewage (MG)

4.250

Cause: Rain water in combined sewers crested weir walls and spilled to river.

EGLE Action: Long-term Control Program

MG = million gallons

CSO Discharges are as a result of wet weather. Dry weather CSO discharges are classified as SSOs.

MICHIGAN DEPARTMENT OF ENVIRONMENT, GREAT LAKES, AND ENERGY

Combined Sewer Overflow Detail Report
January 1 - December 31, 2019

Dearborn CSO

Submission ID. **HNT-TD7V-AH13A**

Start Day	Start Time	End Day	End Time
10/26/2019	5:03:00 PM	10/27/2019	8:05:00 AM

Rain(in.) = 1.38

Waterbody: River Rouge

Outfall **004**

Partially Treated (MG)

Dilute Raw Sewage (MG)

2.900

Cause: Rain water in combined sewers crested weir walls and spilled to river.

EGLE Action: Long-term Control Program

Dearborn CSO

Submission ID. **HNT-TD7V-AH13A**

Start Day	Start Time	End Day	End Time
10/26/2019	5:03:00 PM	10/27/2019	8:05:00 AM

Rain(in.) = 1.38

Waterbody: River Rouge

Outfall **013**

Partially Treated (MG)

Dilute Raw Sewage (MG)

9.420

Cause: Rain water in combined sewers crested weir walls and spilled to river.

EGLE Action: Long-term Control Program

Dearborn CSO

Submission ID. **HNT-TD7V-AH13A**

Start Day	Start Time	End Day	End Time
10/26/2019	5:03:00 PM	10/27/2019	8:05:00 AM

Rain(in.) = 1.38

Waterbody: River Rouge

Outfall **014**

Partially Treated (MG)

Dilute Raw Sewage (MG)

7.240

Cause: Rain water in combined sewers crested weir walls and spilled to river.

EGLE Action: Long-term Control Program

MG = million gallons

CSO Discharges are as a result of wet weather. Dry weather CSO discharges are classified as SSOs.

MICHIGAN DEPARTMENT OF ENVIRONMENT, GREAT LAKES, AND ENERGY

Combined Sewer Overflow Detail Report
January 1 - December 31, 2019

Dearborn CSO

Submission ID. **HNT-XHKK-T5C61**
Permit **MI0025542**
Outfall **001**

Start Day	Start Time	End Day	End Time
10/30/2019	3:11:00 PM	11/1/2019	12:37:00 AM

Rain(in.) = 1.5
Waterbody: River Rouge

Partially Treated (MG)	Dilute Raw Sewage (MG)
	1.330

Cause: Rain water caused combined sewer levels to crest weir walls and spill to river.
EGLE Action: Long-term Control Program

Dearborn CSO

Submission ID. **HNT-XHKK-T5C61**
Permit **MI0025542**
Outfall **002**

Start Day	Start Time	End Day	End Time
10/30/2019	3:11:00 PM	11/1/2019	12:37:00 AM

Rain(in.) = 1.5
Waterbody: River Rouge

Partially Treated (MG)	Dilute Raw Sewage (MG)
	0.060

Cause: Rain water caused combined sewer levels to crest weir walls and spill to river.
EGLE Action: Long-term Control Program

Dearborn CSO

Submission ID. **HNT-XHKK-T5C61**
Permit **MI0025542**
Outfall **003**

Start Day	Start Time	End Day	End Time
10/30/2019	3:11:00 PM	11/1/2019	12:37:00 AM

Rain(in.) = 1.5
Waterbody: River Rouge

Partially Treated (MG)	Dilute Raw Sewage (MG)
	4.700

Cause: Rain water caused combined sewer levels to crest weir walls and spill to river.
EGLE Action: Long-term Control Program

MG = million gallons
CSO Discharges are as a result of wet weather. Dry weather CSO discharges are classified as SSOs.

MICHIGAN DEPARTMENT OF ENVIRONMENT, GREAT LAKES, AND ENERGY

Combined Sewer Overflow Detail Report
January 1 - December 31, 2019

Dearborn CSO

Submission ID. **HNT-XHKK-T5C61**
Permit **MI0025542**
Outfall **004**

Start Day	Start Time	End Day	End Time
10/30/2019	3:11:00 PM	11/1/2019	12:37:00 AM

Rain(in.) = 1.5
Waterbody: River Rouge

Partially Treated (MG)	Dilute Raw Sewage (MG)
	3.330

Cause: Rain water caused combined sewer levels to crest weir walls and spill to river.
EGLE Action: Long-term Control Program

Dearborn CSO

Submission ID. **HNT-XHKK-T5C61**
Permit **MI0025542**
Outfall **013**

Start Day	Start Time	End Day	End Time
10/30/2019	3:11:00 PM	11/1/2019	12:37:00 AM

Rain(in.) = 1.5
Waterbody: River Rouge

Partially Treated (MG)	Dilute Raw Sewage (MG)
	10.570

Cause: Rain water caused combined sewer levels to crest weir walls and spill to river.
EGLE Action: Long-term Control Program

Dearborn CSO

Submission ID. **HNT-XHKK-T5C61**
Permit **MI0025542**
Outfall **014**

Start Day	Start Time	End Day	End Time
10/30/2019	3:11:00 PM	11/1/2019	12:37:00 AM

Rain(in.) = 1.5
Waterbody: River Rouge

Partially Treated (MG)	Dilute Raw Sewage (MG)
	8.970

Cause: Rain water caused combined sewer levels to crest weir walls and spill to river.
EGLE Action: Long-term Control Program

MG = million gallons
CSO Discharges are as a result of wet weather. Dry weather CSO discharges are classified as SSOs.

MICHIGAN DEPARTMENT OF ENVIRONMENT, GREAT LAKES, AND ENERGY

Combined Sewer Overflow Detail Report
January 1 - December 31, 2019

Dearborn CSO

Submission ID. **HNV-K7EC-SDRWA**
Permit **MI0025542**
Outfall **001**

Start Day	Start Time	End Day	End Time
11/27/2019	1:40:00 AM	11/27/2019	8:50:00 AM

Rain(in.) = 0.67
Waterbody: Rouge River

Partially Treated (MG)	Dilute Raw Sewage (MG)
	0.350

Cause: Rain water caused combined sewer to overflow weir walls and discharge combined sanitary and storm water to the Rouge River per city of Dearborn permit.

EGLE Action: Long-term Control Program

Dearborn CSO

Submission ID. **HNV-K7EC-SDRWA**
Permit **MI0025542**
Outfall **002**

Start Day	Start Time	End Day	End Time
11/27/2019	1:40:00 AM	11/27/2019	8:50:00 AM

Rain(in.) = 0.67
Waterbody: Rouge River

Partially Treated (MG)	Dilute Raw Sewage (MG)
	0.010

Cause: Rain water caused combined sewer to overflow weir walls and discharge combined sanitary and storm water to the Rouge River per city of Dearborn permit.

EGLE Action: Long-term Control Program

MG = million gallons
CSO Discharges are as a result of wet weather. Dry weather CSO discharges are classified as SSOs.

MICHIGAN DEPARTMENT OF ENVIRONMENT, GREAT LAKES, AND ENERGY

Combined Sewer Overflow Detail Report
January 1 - December 31, 2019

Dearborn CSO

Submission ID. **HNV-K7EC-SDRWA**
Permit **MI0025542**
Outfall **003**

Start Day	Start Time	End Day	End Time
11/27/2019	1:40:00 AM	11/27/2019	8:50:00 AM

Rain(in.) = 0.67
Waterbody: Rouge River

Partially Treated (MG)	Dilute Raw Sewage (MG)
	1.720

Cause: Rain water caused combined sewer to overflow weir walls and discharge combined sanitary and storm water to the Rouge River per city of Dearborn permit.

EGLE Action: Long-term Control Program

Dearborn CSO

Submission ID. **HNV-K7EC-SDRWA**
Permit **MI0025542**
Outfall **004**

Start Day	Start Time	End Day	End Time
11/27/2019	1:40:00 AM	11/27/2019	8:50:00 AM

Rain(in.) = 0.67
Waterbody: Rouge River

Partially Treated (MG)	Dilute Raw Sewage (MG)
	0.690

Cause: Rain water caused combined sewer to overflow weir walls and discharge combined sanitary and storm water to the Rouge River per city of Dearborn permit.

EGLE Action: Long-term Control Program

MG = million gallons
CSO Discharges are as a result of wet weather. Dry weather CSO discharges are classified as SSOs.

MICHIGAN DEPARTMENT OF ENVIRONMENT, GREAT LAKES, AND ENERGY

Combined Sewer Overflow Detail Report
January 1 - December 31, 2019

Dearborn CSO

Submission ID. **HNV-K7EC-SDRWA**
Permit **MI0025542**
Outfall **013**

Start Day	Start Time	End Day	End Time
11/27/2019	1:40:00 AM	11/27/2019	8:50:00 AM

Rain(in.) = 0.67
Waterbody: Rouge River

Partially Treated (MG)	Dilute Raw Sewage (MG)
	3.440

Cause: Rain water caused combined sewer to overflow weir walls and discharge combined sanitary and storm water to the Rouge River per city of Dearborn permit.

EGLE Action: Long-term Control Program

Dearborn CSO

Submission ID. **HNV-K7EC-SDRWA**
Permit **MI0025542**
Outfall **014**

Start Day	Start Time	End Day	End Time
11/27/2019	1:40:00 AM	11/27/2019	8:50:00 AM

Rain(in.) = 0.67
Waterbody: Rouge River

Partially Treated (MG)	Dilute Raw Sewage (MG)
	0.780

Cause: Rain water caused combined sewer to overflow weir walls and discharge combined sanitary and storm water to the Rouge River per city of Dearborn permit.

EGLE Action: Long-term Control Program

MG = million gallons
CSO Discharges are as a result of wet weather. Dry weather CSO discharges are classified as SSOs.

MICHIGAN DEPARTMENT OF ENVIRONMENT, GREAT LAKES, AND ENERGY

Combined Sewer Overflow Detail Report
January 1 - December 31, 2019

Dearborn CSO

Submission ID. **HNV-PC4W-0P54W**
Permit **MI0025542**
Outfall **001**

Start Day	Start Time	End Day	End Time
12/1/2019	6:21:00 AM	12/1/2019	10:14:00 PM

Rain(in.) = 0.32
Waterbody: Rouge River

Partially Treated (MG)

Dilute Raw Sewage (MG)
0.090

Cause: Rain caused combined sewer to over flow weir wall and discharge into the Rouge River per city of Dearborn permit.
EGLE Action: Long-term Control Program

Dearborn CSO

Submission ID. **HNV-PC4W-0P54W**
Permit **MI0025542**
Outfall **003**

Start Day	Start Time	End Day	End Time
12/1/2019	6:21:00 AM	12/1/2019	10:14:00 PM

Rain(in.) = 0.32
Waterbody: Rouge River

Partially Treated (MG)

Dilute Raw Sewage (MG)
0.550

Cause: Rain caused combined sewer to over flow weir wall and discharge into the Rouge River per city of Dearborn permit.
EGLE Action: Long-term Control Program

Dearborn CSO

Submission ID. **HNV-PC4W-0P54W**
Permit **MI0025542**
Outfall **013**

Start Day	Start Time	End Day	End Time
12/1/2019	6:21:00 AM	12/1/2019	10:14:00 PM

Rain(in.) = 0.32
Waterbody: Rouge River

Partially Treated (MG)

Dilute Raw Sewage (MG)
1.040

Cause: Rain caused combined sewer to over flow weir wall and discharge into the Rouge River per city of Dearborn permit.
EGLE Action: Long-term Control Program

MG = million gallons
CSO Discharges are as a result of wet weather. Dry weather CSO discharges are classified as SSOs.

MICHIGAN DEPARTMENT OF ENVIRONMENT, GREAT LAKES, AND ENERGY

Combined Sewer Overflow Detail Report
January 1 - December 31, 2019

Dearborn CSO

Submission ID. **HNV-WTFW-9YCH3**
Permit **MI0025542**
Outfall **001**

Start Day	Start Time	End Day	End Time
12/9/2019	10:49:00 AM	12/9/2019	3:00:00 PM

Rain(in.) = 0.21
Waterbody: Rouge River

Partially Treated (MG)	Dilute Raw Sewage (MG)
	0.030

Cause: Rain water caused combined sewer to overflow weir wall and discharge diluted sewer water into the Rouge River per the City of Dearborn's Permit.
EGLE Action: Long-term Control Program

Dearborn CSO

Submission ID. **HNV-WTFW-9YCH3**
Permit **MI0025542**
Outfall **003**

Start Day	Start Time	End Day	End Time
12/9/2019	10:49:00 AM	12/9/2019	3:00:00 PM

Rain(in.) = 0.21
Waterbody: Rouge River

Partially Treated (MG)	Dilute Raw Sewage (MG)
	0.190

Cause: Rain water caused combined sewer to overflow weir wall and discharge diluted sewer water into the Rouge River per the City of Dearborn's Permit.
EGLE Action: Long-term Control Program

Dearborn CSO

Submission ID. **HNV-WTFW-9YCH3**
Permit **MI0025542**
Outfall **013**

Start Day	Start Time	End Day	End Time
12/9/2019	10:49:00 AM	12/9/2019	3:00:00 PM

Rain(in.) = 0.21
Waterbody: Rouge River

Partially Treated (MG)	Dilute Raw Sewage (MG)
	0.360

Cause: Rain water caused combined sewer to overflow weir wall and discharge diluted sewer water into the Rouge River per the City of Dearborn's Permit.
EGLE Action: Long-term Control Program

MG = million gallons
CSO Discharges are as a result of wet weather. Dry weather CSO discharges are classified as SSOs.

MICHIGAN DEPARTMENT OF ENVIRONMENT, GREAT LAKES, AND ENERGY

Combined Sewer Overflow Detail Report
January 1 - December 31, 2019

Dearborn CSO

Submission ID. **HNW-CGF6-6ER6C**
Permit **MI0025542**
Outfall **001**

Start Day	Start Time	End Day	End Time
12/29/2019	7:40:00 AM	12/29/2019	12:18:00 PM

Rain(in.) = 0.7
Waterbody: Rouge River

Partially Treated (MG)

Dilute Raw Sewage (MG)
0.370

Cause: rain fall caused combined sewers to overflow weir walls into the Rouge River per the city of Dearborn's Permit.
EGLE Action: Long-term Control Program

Dearborn CSO

Submission ID. **HNW-CGF6-6ER6C**
Permit **MI0025542**
Outfall **002**

Start Day	Start Time	End Day	End Time
12/29/2019	7:40:00 AM	12/29/2019	12:18:00 PM

Rain(in.) = 0.7
Waterbody: Rouge River

Partially Treated (MG)

Dilute Raw Sewage (MG)
0.010

Cause: rain fall caused combined sewers to overflow weir walls into the Rouge River per the city of Dearborn's Permit.
EGLE Action: Long-term Control Program

Dearborn CSO

Submission ID. **HNW-CGF6-6ER6C**
Permit **MI0025542**
Outfall **003**

Start Day	Start Time	End Day	End Time
12/29/2019	7:40:00 AM	12/29/2019	12:18:00 PM

Rain(in.) = 0.7
Waterbody: Rouge River

Partially Treated (MG)

Dilute Raw Sewage (MG)
1.830

Cause: rain fall caused combined sewers to overflow weir walls into the Rouge River per the city of Dearborn's Permit.
EGLE Action: Long-term Control Program

MG = million gallons
CSO Discharges are as a result of wet weather. Dry weather CSO discharges are classified as SSOs.

MICHIGAN DEPARTMENT OF ENVIRONMENT, GREAT LAKES, AND ENERGY

Combined Sewer Overflow Detail Report
January 1 - December 31, 2019

Dearborn CSO

Submission ID. **HNW-CGF6-6ER6C**
Permit **MI0025542**
Outfall **004**

Start Day	Start Time	End Day	End Time
12/29/2019	7:40:00 AM	12/29/2019	12:18:00 PM

Rain(in.) = 0.7
Waterbody: Rouge River

Partially Treated (MG)

Dilute Raw Sewage (MG)
0.770

Cause: rain fall caused combined sewers to overflow weir walls into the Rouge River per the city of Dearborn's Permit.
EGLE Action: Long-term Control Program

Dearborn CSO

Submission ID. **HNW-CGF6-6ER6C**
Permit **MI0025542**
Outfall **013**

Start Day	Start Time	End Day	End Time
12/29/2019	7:40:00 AM	12/29/2019	12:18:00 PM

Rain(in.) = 0.7
Waterbody: Rouge River

Partially Treated (MG)

Dilute Raw Sewage (MG)
3.670

Cause: rain fall caused combined sewers to overflow weir walls into the Rouge River per the city of Dearborn's Permit.
EGLE Action: Long-term Control Program

Dearborn CSO

Submission ID. **HNW-CGF6-6ER6C**
Permit **MI0025542**
Outfall **014**

Start Day	Start Time	End Day	End Time
12/29/2019	7:40:00 AM	12/29/2019	12:18:00 PM

Rain(in.) = 0.7
Waterbody: Rouge River

Partially Treated (MG)

Dilute Raw Sewage (MG)
0.920

Cause: rain fall caused combined sewers to overflow weir walls into the Rouge River per the city of Dearborn's Permit.
EGLE Action: Long-term Control Program

MG = million gallons
CSO Discharges are as a result of wet weather. Dry weather CSO discharges are classified as SSOs.

MICHIGAN DEPARTMENT OF ENVIRONMENT, GREAT LAKES, AND ENERGY

Combined Sewer Overflow Detail Report
January 1 - December 31, 2019

Dearborn CSO

Submission ID. **HNW-D2PE-TP0WC**
Permit **MI0025542**
Outfall **001**

Start Day	Start Time	End Day	End Time
12/29/2019	11:31:00 PM	12/30/2019	10:12:00 AM

Rain(in.) = 0.75
Waterbody: Rouge River

Partially Treated (MG)

Dilute Raw Sewage (MG)
0.420

Cause: rain fall caused combined sewer to overflow weir wall and discharge to Rouge River per city of Dearborn Permit.
EGLE Action: Long-term Control Program

Dearborn CSO

Submission ID. **HNW-D2PE-TP0WC**
Permit **MI0025542**
Outfall **002**

Start Day	Start Time	End Day	End Time
12/29/2019	11:31:00 PM	12/30/2019	10:12:00 AM

Rain(in.) = 0.75
Waterbody: Rouge River

Partially Treated (MG)

Dilute Raw Sewage (MG)
0.010

Cause: rain fall caused combined sewer to overflow weir wall and discharge to Rouge River per city of Dearborn Permit.
EGLE Action: Long-term Control Program

Dearborn CSO

Submission ID. **HNW-D2PE-TP0WC**
Permit **MI0025542**
Outfall **003**

Start Day	Start Time	End Day	End Time
12/29/2019	11:31:00 PM	12/30/2019	10:12:00 AM

Rain(in.) = 0.75
Waterbody: Rouge River

Partially Treated (MG)

Dilute Raw Sewage (MG)
2.000

Cause: rain fall caused combined sewer to overflow weir wall and discharge to Rouge River per city of Dearborn Permit.
EGLE Action: Long-term Control Program

MG = million gallons
CSO Discharges are as a result of wet weather. Dry weather CSO discharges are classified as SSOs.

MICHIGAN DEPARTMENT OF ENVIRONMENT, GREAT LAKES, AND ENERGY

Combined Sewer Overflow Detail Report
January 1 - December 31, 2019

Dearborn CSO

Submission ID. **HNW-D2PE-TP0WC**
Permit **MI0025542**
Outfall **004**

Start Day	Start Time	End Day	End Time
12/29/2019	11:31:00 PM	12/30/2019	10:12:00 AM

Rain(in.) = 0.75
Waterbody: Rouge River

Partially Treated (MG)

Dilute Raw Sewage (MG)
0.910

Cause: rain fall caused combined sewer to overflow weir wall and discharge to Rouge River per city of Dearborn Permit.
EGLE Action: Long-term Control Program

Dearborn CSO

Submission ID. **HNW-D2PE-TP0WC**
Permit **MI0025542**
Outfall **013**

Start Day	Start Time	End Day	End Time
12/29/2019	11:31:00 PM	12/30/2019	10:12:00 AM

Rain(in.) = 0.75
Waterbody: Rouge River

Partially Treated (MG)

Dilute Raw Sewage (MG)
4.040

Cause: rain fall caused combined sewer to overflow weir wall and discharge to Rouge River per city of Dearborn Permit.
EGLE Action: Long-term Control Program

Dearborn CSO

Submission ID. **HNW-D2PE-TP0WC**
Permit **MI0025542**
Outfall **014**

Start Day	Start Time	End Day	End Time
12/29/2019	11:31:00 PM	12/30/2019	10:12:00 AM

Rain(in.) = 0.75
Waterbody: Rouge River

Partially Treated (MG)

Dilute Raw Sewage (MG)
1.180

Cause: rain fall caused combined sewer to overflow weir wall and discharge to Rouge River per city of Dearborn Permit.
EGLE Action: Long-term Control Program

MG = million gallons
CSO Discharges are as a result of wet weather. Dry weather CSO discharges are classified as SSOs.

MICHIGAN DEPARTMENT OF ENVIRONMENT, GREAT LAKES, AND ENERGY

Combined Sewer Overflow Detail Report
January 1 - December 31, 2019

Totals **Dearborn CSO**

Partially Treated (MG)	Dilute Raw Sewage (MG)
	487.12

Long-term Control Program being implemented; the Department reissued a permit that recognizes a modified LTCP. The permittee submitted a revised basis of design report in late 2009 followed by a financial capability assessment. The City requested a modified LTCP (and NPDES permit), to extend the construction schedule due to economic hardship. The modified LTCP will 1) correct existing construction issues with some shafts by using sewer separation and/or reconfigured use of shafts, and 2) revise some of the additional shaft projects to sewer separation projects. The Department approved the City's request and issued a schedule in the modified permit requiring elimination of all overflow outfalls by December 31, 2025; several outfalls and the associated overflows have already been eliminated.

GLWA WRRF

GLWA WRRF

Submission ID. **HNM-1ABR-XAZDY**

Start Day	Start Time	End Day	End Time
1/23/2019	8:34:00 AM	1/23/2019	8:01:00 PM

Rain(in.) = 0.73

Waterbody: Rouge River

Outfall **067**

Partially Treated (MG)	Dilute Raw Sewage (MG)
	0.550

Cause: Rain and snowmelt

EGLE Action: Long-term Control Program

MG = million gallons

CSO Discharges are as a result of wet weather. Dry weather CSO discharges are classified as SSOs.

MICHIGAN DEPARTMENT OF ENVIRONMENT, GREAT LAKES, AND ENERGY

Combined Sewer Overflow Detail Report
January 1 - December 31, 2019

GLWA WRRF

Submission ID. **HNM-1ABR-XAZDY**

Start Day	Start Time	End Day	End Time
1/23/2019	10:58:00 AM	1/24/2019	5:40:00 PM

Rain(in.) = 0.73

Waterbody: River Rouge

Outfall **050**

Partially Treated (MG): **343.90000**

Dilute Raw Sewage (MG)

Cause: Rain and snowmelt

EGLE Action: Long-term Control Program

GLWA WRRF

Submission ID. **HNM-1ABR-XAZDY**

Start Day	Start Time	End Day	End Time
1/23/2019	3:42:00 PM	1/23/2019	4:11:00 PM

Rain(in.) = 0.73

Waterbody: Rouge River

Outfall **059**

Partially Treated (MG)

Dilute Raw Sewage (MG): **0.050**

Cause: Rain and snowmelt

EGLE Action: Long-term Control Program

GLWA WRRF

Submission ID. **HNM-AKZ0-H7BQQ**

Start Day	Start Time	End Day	End Time
2/3/2019	11:38:00 AM	2/6/2019	5:18:00 AM

Rain(in.) = 0.71

Waterbody: Rouge River

Outfall **067**

Partially Treated (MG)

Dilute Raw Sewage (MG): **3.130**

Cause: Snowmelt

EGLE Action: Long-term Control Program

MG = million gallons

CSO Discharges are as a result of wet weather. Dry weather CSO discharges are classified as SSOs.

MICHIGAN DEPARTMENT OF ENVIRONMENT, GREAT LAKES, AND ENERGY

Combined Sewer Overflow Detail Report
January 1 - December 31, 2019

GLWA WRRF

Submission ID. **HNM-AKZ0-H7BQQ**

Start Day	Start Time	End Day	End Time
2/3/2019	1:02:00 PM	2/7/2019	1:52:00 PM

Rain(in.) = 0.71

Waterbody: Rouge River

Outfall **063**

Partially Treated (MG)

Dilute Raw Sewage (MG)

5.960

Cause: Snowmelt

EGLE Action: Long-term Control Program

GLWA WRRF

Submission ID. **HNM-AKZ0-H7BQQ**

Start Day	Start Time	End Day	End Time
2/3/2019	1:04:00 PM	2/6/2019	4:28:00 AM

Rain(in.) = 0.71

Waterbody: Rouge River

Outfall **059**

Partially Treated (MG)

Dilute Raw Sewage (MG)

0.800

Cause: Rain and Snowmelt

EGLE Action: Long-term Control Program

GLWA WRRF

Submission ID. **HNM-AKZ0-H7BQQ**

Start Day	Start Time	End Day	End Time
2/3/2019	3:40:00 PM	2/6/2019	2:17:00 PM

Rain(in.) = 0.71

Waterbody: Detroit River

Outfall **005**

Partially Treated (MG)

Dilute Raw Sewage (MG)

0.000

Cause: Rain and Snowmelt

EGLE Action: Long-term Control Program

MG = million gallons

CSO Discharges are as a result of wet weather. Dry weather CSO discharges are classified as SSOs.

MICHIGAN DEPARTMENT OF ENVIRONMENT, GREAT LAKES, AND ENERGY

Combined Sewer Overflow Detail Report
January 1 - December 31, 2019

GLWA WRRF

Submission ID. **HNM-AKZ0-H7BQQ**

Start Day	Start Time	End Day	End Time
2/3/2019	5:47:00 PM	2/3/2019	6:52:00 PM

Rain(in.) = 0.71

Waterbody: Rouge River

Outfall **060**

Partially Treated (MG)

Dilute Raw Sewage (MG)

0.001

Cause: Snowmelt.The volume is an estimate due to instrumentation Error due to level sensor not working properly at in the field

EGLE Action: Long-term Control Program

GLWA WRRF

Submission ID. **HNM-H4R4-NHY04**

Start Day	Start Time	End Day	End Time
2/12/2019	10:58:00 AM	2/14/2019	6:39:00 PM

Rain(in.) = 0.64

Waterbody: River Rouge

Outfall **067**

Partially Treated (MG)

Dilute Raw Sewage (MG)

2.940

Cause: Rain and snowmelt.

EGLE Action: Long-term Control Program

GLWA WRRF

Submission ID. **HNM-T89F-CYSHR**

Start Day	Start Time	End Day	End Time
2/24/2019	1:46:00 AM	2/24/2019	6:31:00 AM

Rain(in.) = 0.24

Waterbody: Rouge River

Outfall **063**

Partially Treated (MG)

Dilute Raw Sewage (MG)

0.001

Cause: Rain

EGLE Action: Long-term Control Program

MG = million gallons

CSO Discharges are as a result of wet weather. Dry weather CSO discharges are classified as SSOs.

MICHIGAN DEPARTMENT OF ENVIRONMENT, GREAT LAKES, AND ENERGY

Combined Sewer Overflow Detail Report
January 1 - December 31, 2019

GLWA WRRF

Submission ID. **HNM-T89F-CYSHR**

Start Day	Start Time	End Day	End Time
2/24/2019	1:52:00 AM	2/24/2019	6:55:00 AM

Rain(in.) = 0.24

Waterbody: Rouge River

Outfall **067**

Partially Treated (MG)

Dilute Raw Sewage (MG)

0.160

Cause: Rain

EGLE Action: Long-term Control Program

GLWA WRRF

Submission ID. **HNM-T89F-CYSHR**

Start Day	Start Time	End Day	End Time
2/24/2019	2:18:00 AM	2/24/2019	6:38:00 AM

Rain(in.) = 0.24

Waterbody: Rouge River

Outfall **059**

Partially Treated (MG)

Dilute Raw Sewage (MG)

0.070

Cause: Rain

EGLE Action: Long-term Control Program

GLWA WRRF

Submission ID. **HNM-T89F-CYSHR**

Start Day	Start Time	End Day	End Time
2/24/2019	2:31:00 AM	2/24/2019	8:11:00 AM

Rain(in.) = 0.24

Waterbody: Rouge River

Outfall **064**

Partially Treated (MG)

Dilute Raw Sewage (MG)

1.200

Cause: Rain

EGLE Action: Long-term Control Program

MG = million gallons

CSO Discharges are as a result of wet weather. Dry weather CSO discharges are classified as SSOs.

MICHIGAN DEPARTMENT OF ENVIRONMENT, GREAT LAKES, AND ENERGY

Combined Sewer Overflow Detail Report
January 1 - December 31, 2019

GLWA WRRF

Submission ID. **HNM-T89F-CYSHR**

Start Day	Start Time	End Day	End Time
2/24/2019	5:38:00 AM	2/24/2019	8:49:00 AM

Rain(in.) = 0.24

Waterbody: Rouge River

Outfall **060**

Partially Treated (MG)

Dilute Raw Sewage (MG)

0.070

Cause: Rain

EGLE Action: Long-term Control Program

GLWA WRRF

Submission ID. **HNN-CDTT-SMEHM**

Start Day	Start Time	End Day	End Time
3/9/2019	8:40:00 PM	3/10/2019	2:36:00 AM

Rain(in.) = 0.65

Waterbody: Rouge River

Outfall **067**

Partially Treated (MG)

Dilute Raw Sewage (MG)

0.550

Cause: rain

EGLE Action: Long-term Control Program

GLWA WRRF

Submission ID. **HNN-51DG-JSY4K**

Start Day	Start Time	End Day	End Time
3/9/2019	8:59:00 PM	3/9/2019	11:59:00 PM

Rain(in.) = 0.65

Waterbody: Rouge River

Outfall **059**

Partially Treated (MG)

Dilute Raw Sewage (MG)

2.350

Cause: rain

EGLE Action: Long-term Control Program

MG = million gallons

CSO Discharges are as a result of wet weather. Dry weather CSO discharges are classified as SSOs.

MICHIGAN DEPARTMENT OF ENVIRONMENT, GREAT LAKES, AND ENERGY

Combined Sewer Overflow Detail Report
January 1 - December 31, 2019

GLWA WRRF

Submission ID. **HNN-51DG-JSY4K**

Start Day	Start Time	End Day	End Time
3/9/2019	9:27:00 PM	3/9/2019	10:53:00 PM

Rain(in.) = 0.65

Waterbody: Rouge River

Outfall **068**

Partially Treated (MG)

Dilute Raw Sewage (MG)

0.001

Cause: rain

EGLE Action: Long-term Control Program

GLWA WRRF

Submission ID. **HNN-51DG-JSY4K**

Start Day	Start Time	End Day	End Time
3/9/2019	9:33:00 PM	3/10/2019	2:00:00 AM

Rain(in.) = 0.65

Waterbody: Detroit River

Outfall **007**

Partially Treated (MG)

Dilute Raw Sewage (MG)

10.070

Cause: rain

EGLE Action: Long-term Control Program

GLWA WRRF

Submission ID. **HNN-51DG-JSY4K**

Start Day	Start Time	End Day	End Time
3/9/2019	9:35:00 PM	3/9/2019	11:20:00 PM

Rain(in.) = 0.65

Waterbody: Rouge River

Outfall **063**

Partially Treated (MG)

Dilute Raw Sewage (MG)

0.220

Cause: rain

EGLE Action: Long-term Control Program

MG = million gallons

CSO Discharges are as a result of wet weather. Dry weather CSO discharges are classified as SSOs.

MICHIGAN DEPARTMENT OF ENVIRONMENT, GREAT LAKES, AND ENERGY

Combined Sewer Overflow Detail Report
January 1 - December 31, 2019

GLWA WRRF

Submission ID. **HNN-51DG-JSY4K**

Start Day	Start Time	End Day	End Time
3/9/2019	9:36:00 PM	3/9/2019	11:02:00 PM

Rain(in.) = 0.65

Waterbody: Rouge River

Outfall **079**

Partially Treated (MG)

Dilute Raw Sewage (MG)

0.001

Cause: rain

EGLE Action: Long-term Control Program

GLWA WRRF

Submission ID. **HNN-51DG-JSY4K**

Start Day	Start Time	End Day	End Time
3/9/2019	9:58:00 PM	3/10/2019	2:08:00 AM

Rain(in.) = 0.65

Waterbody: Detroit River

Outfall **005**

Partially Treated (MG)

Dilute Raw Sewage (MG)

2.330

Cause: rain

EGLE Action: Long-term Control Program

GLWA WRRF

Submission ID. **HNN-51DG-JSY4K**

Start Day	Start Time	End Day	End Time
3/9/2019	10:00:00 PM	3/10/2019	5:46:00 AM

Rain(in.) = 0.65

Waterbody: Rouge River

Outfall **075**

Partially Treated (MG)

Dilute Raw Sewage (MG)

0.280

Cause: rain

EGLE Action: Long-term Control Program

MG = million gallons

CSO Discharges are as a result of wet weather. Dry weather CSO discharges are classified as SSOs.

MICHIGAN DEPARTMENT OF ENVIRONMENT, GREAT LAKES, AND ENERGY

Combined Sewer Overflow Detail Report
January 1 - December 31, 2019

GLWA WRRF

Submission ID. **HNN-CDTT-SMEHM**

Start Day	Start Time	End Day	End Time
3/9/2019	10:08:00 PM	3/9/2019	11:56:00 PM

Rain(in.) = 0.65

Waterbody: Rouge River

Outfall **074**

Partially Treated (MG)

Dilute Raw Sewage (MG)

4.170

Cause: rain

EGLE Action: Long-term Control Program

GLWA WRRF

Submission ID. **HNN-CDTT-SMEHM**

Start Day	Start Time	End Day	End Time
3/9/2019	10:08:00 PM	3/10/2019	10:59:00 PM

Rain(in.) = 0.65

Waterbody: Rouge River

Outfall **077**

Partially Treated (MG)

Dilute Raw Sewage (MG)

1.860

Cause: rain

EGLE Action: Long-term Control Program

GLWA WRRF

Submission ID. **HNN-51DG-JSY4K**

Start Day	Start Time	End Day	End Time
3/9/2019	10:29:00 PM	3/9/2019	11:10:00 PM

Rain(in.) = 0.65

Waterbody: Detroit River

Outfall **022**

Partially Treated (MG)

Dilute Raw Sewage (MG)

0.001

Cause: rain

EGLE Action: Long-term Control Program

MG = million gallons

CSO Discharges are as a result of wet weather. Dry weather CSO discharges are classified as SSOs.

MICHIGAN DEPARTMENT OF ENVIRONMENT, GREAT LAKES, AND ENERGY

Combined Sewer Overflow Detail Report
January 1 - December 31, 2019

GLWA WRRF

Submission ID. **HNN-51DG-JSY4K**

Start Day	Start Time	End Day	End Time
3/9/2019	10:35:00 PM	3/9/2019	11:56:00 PM

Rain(in.) = 0.65

Waterbody: Rouge River

Outfall **064**

Partially Treated (MG)

Dilute Raw Sewage (MG)

2.690

Cause: rain

EGLE Action: Long-term Control Program

GLWA WRRF

Submission ID. **HNN-51DG-JSY4K**

Start Day	Start Time	End Day	End Time
3/9/2019	10:43:00 PM	3/9/2019	11:54:00 PM

Rain(in.) = 0.65

Waterbody: Detroit River

Outfall **012**

Partially Treated (MG)

Dilute Raw Sewage (MG)

1.140

Cause: rain

EGLE Action: Long-term Control Program

GLWA WRRF

Submission ID. **HNN-51DG-JSY4K**

Start Day	Start Time	End Day	End Time
3/9/2019	10:46:00 PM	3/10/2019	3:09:00 AM

Rain(in.) = 0.65

Waterbody: Rouge River

Outfall **060**

Partially Treated (MG)

Dilute Raw Sewage (MG)

86.700

Cause: rain

EGLE Action: Long-term Control Program

MG = million gallons

CSO Discharges are as a result of wet weather. Dry weather CSO discharges are classified as SSOs.

MICHIGAN DEPARTMENT OF ENVIRONMENT, GREAT LAKES, AND ENERGY

Combined Sewer Overflow Detail Report
January 1 - December 31, 2019

GLWA WRRF

Submission ID. **HNN-51DG-JSY4K**

Start Day	Start Time	End Day	End Time
3/9/2019	10:59:00 PM	3/9/2019	11:24:00 PM

Rain(in.) = 0.65

Waterbody: Rouge River

Outfall **061**

Partially Treated (MG)

Dilute Raw Sewage (MG)

0.001

Cause: rain

EGLE Action: Long-term Control Program

GLWA WRRF

Submission ID. **HNN-51DG-JSY4K**

Start Day	Start Time	End Day	End Time
3/9/2019	11:02:00 PM	3/9/2019	11:54:00 PM

Rain(in.) = 0.65

Waterbody: Detroit River

Outfall **011**

Partially Treated (MG)

Dilute Raw Sewage (MG)

0.001

Cause: rain

EGLE Action: Long-term Control Program

GLWA WRRF

Submission ID. **HNN-8VG9-TRAHP**

Start Day	Start Time	End Day	End Time
3/14/2019	1:35:00 PM	3/14/2019	9:30:00 PM

Rain(in.) = 0.36

Waterbody: Rouge River

Outfall **067**

Partially Treated (MG)

Dilute Raw Sewage (MG)

1.750

Cause: Rain

EGLE Action: Long-term Control Program

MG = million gallons

CSO Discharges are as a result of wet weather. Dry weather CSO discharges are classified as SSOs.

MICHIGAN DEPARTMENT OF ENVIRONMENT, GREAT LAKES, AND ENERGY

Combined Sewer Overflow Detail Report
January 1 - December 31, 2019

GLWA WRRF

Submission ID. **HNN-8VG9-TRAHP**

Start Day	Start Time	End Day	End Time
3/14/2019	8:28:00 PM	3/14/2019	8:40:00 PM

Rain(in.) = 0.36

Waterbody: Rouge River

Outfall **068**

Partially Treated (MG)

Dilute Raw Sewage (MG)

0.000

Cause: Rain

EGLE Action: Long-term Control Program

GLWA WRRF

Submission ID. **HNN-8VG9-TRAHP**

Start Day	Start Time	End Day	End Time
3/14/2019	8:34:00 PM	3/14/2019	8:57:00 PM

Rain(in.) = 0.36

Waterbody: Rouge River

Outfall **063**

Partially Treated (MG)

Dilute Raw Sewage (MG)

0.000

Cause: Rain

EGLE Action: Long-term Control Program

GLWA WRRF

Submission ID. **HNN-8VG9-TRAHP**

Start Day	Start Time	End Day	End Time
3/14/2019	8:49:00 PM	3/14/2019	9:11:00 PM

Rain(in.) = 0.36

Waterbody: Rouge River

Outfall **079**

Partially Treated (MG)

Dilute Raw Sewage (MG)

0.001

Cause: Rain

EGLE Action: Long-term Control Program

MG = million gallons

CSO Discharges are as a result of wet weather. Dry weather CSO discharges are classified as SSOs.

MICHIGAN DEPARTMENT OF ENVIRONMENT, GREAT LAKES, AND ENERGY

Combined Sewer Overflow Detail Report
January 1 - December 31, 2019

GLWA WRRF

Submission ID. **HNN-MZRE-DZ6NG**

Start Day	Start Time	End Day	End Time
3/30/2019	2:29:00 AM	3/30/2019	10:26:00 AM

Rain(in.) = 1.34

Waterbody: River Rouge

Outfall **067**

Partially Treated (MG)

Dilute Raw Sewage (MG)

0.530

Cause: Rain

EGLE Action: Long-term Control Program

GLWA WRRF

Submission ID. **HNN-MZRE-DZ6NG**

Start Day	Start Time	End Day	End Time
3/30/2019	4:16:00 AM	3/30/2019	9:32:00 AM

Rain(in.) = 1.34

Waterbody: River Rouge

Outfall **059**

Partially Treated (MG)

Dilute Raw Sewage (MG)

5.010

Cause: Rain

EGLE Action: Long-term Control Program

GLWA WRRF

Submission ID. **HNN-MZRE-DZ6NG**

Start Day	Start Time	End Day	End Time
3/30/2019	5:42:00 AM	3/30/2019	10:54:00 AM

Rain(in.) = 1.34

Waterbody: River Rouge

Outfall **074**

Partially Treated (MG)

Dilute Raw Sewage (MG)

0.001

Cause: Rain

EGLE Action: Long-term Control Program

MG = million gallons

CSO Discharges are as a result of wet weather. Dry weather CSO discharges are classified as SSOs.

MICHIGAN DEPARTMENT OF ENVIRONMENT, GREAT LAKES, AND ENERGY

Combined Sewer Overflow Detail Report
January 1 - December 31, 2019

GLWA WRRF

Submission ID. **HNN-MZRE-DZ6NG**

Start Day	Start Time	End Day	End Time
3/30/2019	6:37:00 AM	3/30/2019	11:12:00 AM

Rain(in.) = 1.34

Waterbody: River Rouge

Outfall **060**

Partially Treated (MG)

Dilute Raw Sewage (MG)

73.890

Cause: Rain

EGLE Action: Long-term Control Program

GLWA WRRF

Submission ID. **HNN-MZRE-DZ6NG**

Start Day	Start Time	End Day	End Time
3/30/2019	8:00:00 AM	3/30/2019	8:58:00 AM

Rain(in.) = 1.34

Waterbody: River Rouge

Outfall **063**

Partially Treated (MG)

Dilute Raw Sewage (MG)

0.001

Cause: Rain

EGLE Action: Long-term Control Program

GLWA WRRF

Submission ID. **HNN-MZRE-DZ6NG**

Start Day	Start Time	End Day	End Time
3/30/2019	9:16:00 AM	3/30/2019	10:18:00 AM

Rain(in.) = 1.34

Waterbody: Detroit River

Outfall **022**

Partially Treated (MG)

Dilute Raw Sewage (MG)

0.001

Cause: Rain

EGLE Action: Long-term Control Program

MG = million gallons

CSO Discharges are as a result of wet weather. Dry weather CSO discharges are classified as SSOs.

MICHIGAN DEPARTMENT OF ENVIRONMENT, GREAT LAKES, AND ENERGY

Combined Sewer Overflow Detail Report
January 1 - December 31, 2019

GLWA WRRF

Submission ID. **HNP-0XWP-HWFYD**

Start Day	Start Time	End Day	End Time
4/14/2019	7:03:00 AM	4/14/2019	4:30:00 PM

Rain(in.) = 0.66

Waterbody: Rouge River

Outfall **067**

Partially Treated (MG)

Dilute Raw Sewage (MG)

3.150

Cause: Rain in the area

EGLE Action: Long-term Control Program

GLWA WRRF

Submission ID. **HNP-4PX8-X9CWB**

Start Day	Start Time	End Day	End Time
4/19/2019	2:44:00 AM	4/20/2019	2:10:00 PM

Rain(in.) = 1.17

Waterbody: Rouge River

Outfall **067**

Partially Treated (MG)

Dilute Raw Sewage (MG)

0.150

Cause: Rain

EGLE Action: Long-term Control Program

GLWA WRRF

Submission ID. **HNP-4PX8-X9CWB**

Start Day	Start Time	End Day	End Time
4/20/2019	12:48:00 AM	4/20/2019	7:57:00 PM

Rain(in.) = 1.17

Waterbody: Rouge River

Outfall **064**

Partially Treated (MG)

Dilute Raw Sewage (MG)

2.830

Cause: Rain

EGLE Action: Long-term Control Program

MG = million gallons

CSO Discharges are as a result of wet weather. Dry weather CSO discharges are classified as SSOs.

MICHIGAN DEPARTMENT OF ENVIRONMENT, GREAT LAKES, AND ENERGY

Combined Sewer Overflow Detail Report
January 1 - December 31, 2019

GLWA WRRF

Submission ID. **HNP-4PX8-X9CWB**

Start Day	Start Time	End Day	End Time
4/20/2019	10:24:00 AM	4/20/2019	2:12:00 PM

Rain(in.) = 1.17

Waterbody: Detroit River

Outfall **005**

Partially Treated (MG)

Dilute Raw Sewage (MG)

7.140

Cause: Rain

EGLE Action: Long-term Control Program

GLWA WRRF

Submission ID. **HNP-4PX8-X9CWB**

Start Day	Start Time	End Day	End Time
4/20/2019	10:49:00 AM	4/20/2019	1:56:00 PM

Rain(in.) = 1.17

Waterbody: Detroit River

Outfall **007**

Partially Treated (MG)

Dilute Raw Sewage (MG)

8.250

Cause: Rain

EGLE Action: Long-term Control Program

GLWA WRRF

Submission ID. **HNP-4PX8-X9CWB**

Start Day	Start Time	End Day	End Time
4/20/2019	11:03:00 AM	4/20/2019	2:04:00 PM

Rain(in.) = 1.17

Waterbody: Rouge River

Outfall **063**

Partially Treated (MG)

Dilute Raw Sewage (MG)

0.460

Cause: Rain

EGLE Action: Long-term Control Program

MG = million gallons

CSO Discharges are as a result of wet weather. Dry weather CSO discharges are classified as SSOs.

MICHIGAN DEPARTMENT OF ENVIRONMENT, GREAT LAKES, AND ENERGY

Combined Sewer Overflow Detail Report
January 1 - December 31, 2019

GLWA WRRF

Submission ID. **HNP-4PX8-X9CWB**

Start Day	Start Time	End Day	End Time
4/20/2019	11:57:00 AM	4/20/2019	1:17:00 PM

Rain(in.) = 1.17

Waterbody: Detroit River

Outfall **019**

Partially Treated (MG)

Dilute Raw Sewage (MG)

0.001

Cause: Rain

EGLE Action: Long-term Control Program

GLWA WRRF

Submission ID. **HNP-4PX8-X9CWB**

Start Day	Start Time	End Day	End Time
4/20/2019	12:00:00 PM	4/20/2019	2:36:00 PM

Rain(in.) = 1.17

Waterbody: Detroit River

Outfall **022**

Partially Treated (MG)

Dilute Raw Sewage (MG)

0.001

Cause: Rain

EGLE Action: Long-term Control Program

GLWA WRRF

Submission ID. **HNP-4PX8-X9CWB**

Start Day	Start Time	End Day	End Time
4/20/2019	12:14:00 PM	4/20/2019	1:49:00 PM

Rain(in.) = 1.17

Waterbody: Detroit River

Outfall **012**

Partially Treated (MG)

Dilute Raw Sewage (MG)

0.001

Cause: Rain

EGLE Action: Long-term Control Program

MG = million gallons

CSO Discharges are as a result of wet weather. Dry weather CSO discharges are classified as SSOs.

MICHIGAN DEPARTMENT OF ENVIRONMENT, GREAT LAKES, AND ENERGY

Combined Sewer Overflow Detail Report
January 1 - December 31, 2019

GLWA WRRF

Submission ID. **HNP-4PX8-X9CWB**

Start Day	Start Time	End Day	End Time
4/20/2019	12:19:00 PM	4/20/2019	1:39:00 PM

Rain(in.) = 1.17

Waterbody: Detroit River

Outfall **011**

Partially Treated (MG)

Dilute Raw Sewage (MG)

0.001

Cause: Rain

EGLE Action: Long-term Control Program

GLWA WRRF

Submission ID. **HNP-4PX8-X9CWB**

Start Day	Start Time	End Day	End Time
4/20/2019	12:54:00 PM	4/20/2019	2:28:00 PM

Rain(in.) = 1.17

Waterbody: Rouge River

Outfall **079**

Partially Treated (MG)

Dilute Raw Sewage (MG)

2.030

Cause: Rain

EGLE Action: Long-term Control Program

GLWA WRRF

Submission ID. **HNP-4PX8-X9CWB**

Start Day	Start Time	End Day	End Time
4/20/2019	12:56:00 PM	4/20/2019	1:19:00 PM

Rain(in.) = 1.17

Waterbody: Rouge River

Outfall **062**

Partially Treated (MG)

Dilute Raw Sewage (MG)

0.250

Cause: Rain

EGLE Action: Long-term Control Program

MG = million gallons

CSO Discharges are as a result of wet weather. Dry weather CSO discharges are classified as SSOs.

MICHIGAN DEPARTMENT OF ENVIRONMENT, GREAT LAKES, AND ENERGY

Combined Sewer Overflow Detail Report
January 1 - December 31, 2019

GLWA WRRF

Submission ID. **HNP-4PX8-X9CWB**

Start Day	Start Time	End Day	End Time
4/20/2019	1:19:00 PM	4/20/2019	3:35:00 PM

Rain(in.) = 1.17

Waterbody: Rouge River

Outfall **074**

Partially Treated (MG)

Dilute Raw Sewage (MG)

0.001

Cause: Rain

EGLE Action: Long-term Control Program

GLWA WRRF

Submission ID. **HNP-4PX8-X9CWB**

Start Day	Start Time	End Day	End Time
4/20/2019	1:30:00 PM	4/20/2019	3:40:00 PM

Rain(in.) = 1.17

Waterbody: Rouge River

Outfall **060**

Partially Treated (MG)

Dilute Raw Sewage (MG)

36.330

Cause: Rain

EGLE Action: Long-term Control Program

GLWA WRRF

Submission ID. **HNP-4PX8-X9CWB**

Start Day	Start Time	End Day	End Time
4/20/2019	1:41:00 PM	4/20/2019	3:04:00 PM

Rain(in.) = 1.17

Waterbody: Rouge River

Outfall **075**

Partially Treated (MG)

Dilute Raw Sewage (MG)

0.001

Cause: Rain

EGLE Action: Long-term Control Program

MG = million gallons

CSO Discharges are as a result of wet weather. Dry weather CSO discharges are classified as SSOs.

MICHIGAN DEPARTMENT OF ENVIRONMENT, GREAT LAKES, AND ENERGY

Combined Sewer Overflow Detail Report
January 1 - December 31, 2019

GLWA WRRF

Submission ID. **HNP-4PX8-X9CWB**

Start Day	Start Time	End Day	End Time
4/20/2019	2:24:00 PM	4/20/2019	3:34:00 PM

Rain(in.) = 1.17

Waterbody: Detroit River

Outfall **038**

Partially Treated (MG)

Dilute Raw Sewage (MG)

0.001

Cause: Rain

EGLE Action: Long-term Control Program

GLWA WRRF

Submission ID. **HNP-4PX8-X9CWB**

Start Day	Start Time	End Day	End Time
4/20/2019	2:28:00 PM	4/20/2019	9:44:00 PM

Rain(in.) = 1.17

Waterbody: Detroit River

Outfall **006**

Partially Treated (MG)

Dilute Raw Sewage (MG)

0.001

Cause: Rain

EGLE Action: Long-term Control Program

GLWA WRRF

Submission ID. **HNP-A0AQ-VD8AK**

Start Day	Start Time	End Day	End Time
4/25/2019	8:43:00 PM	5/5/2019	12:36:00 AM

Rain(in.) = 5.35

Waterbody: Rouge River

Outfall **067**

Partially Treated (MG)

Dilute Raw Sewage (MG)

7.230

Cause: Rain

EGLE Action: Long-term Control Program

MG = million gallons

CSO Discharges are as a result of wet weather. Dry weather CSO discharges are classified as SSOs.

MICHIGAN DEPARTMENT OF ENVIRONMENT, GREAT LAKES, AND ENERGY

Combined Sewer Overflow Detail Report
January 1 - December 31, 2019

GLWA WRRF

Submission ID. **HNP-A0AQ-VD8AK**

Start Day	Start Time	End Day	End Time
4/25/2019	8:50:00 PM	5/1/2019	4:17:00 AM

Rain(in.) = 5.35

Waterbody: Rouge River

Outfall **063**

Partially Treated (MG)

Dilute Raw Sewage (MG)

1.180

Cause: Rain

EGLE Action: Long-term Control Program

GLWA WRRF

Submission ID. **HNP-A0AQ-VD8AK**

Start Day	Start Time	End Day	End Time
4/25/2019	8:58:00 PM	5/1/2019	5:03:00 AM

Rain(in.) = 5.35

Waterbody: Rouge River

Outfall **059**

Partially Treated (MG)

Dilute Raw Sewage (MG)

1.080

Cause: Rain

EGLE Action: Long-term Control Program

GLWA WRRF

Submission ID. **HNP-A0AQ-VD8AK**

Start Day	Start Time	End Day	End Time
4/25/2019	9:13:00 PM	4/25/2019	9:44:00 PM

Rain(in.) = 5.35

Waterbody: Rouge River

Outfall **062**

Partially Treated (MG)

Dilute Raw Sewage (MG)

0.001

Cause: Rain

EGLE Action: Long-term Control Program

MG = million gallons

CSO Discharges are as a result of wet weather. Dry weather CSO discharges are classified as SSOs.

MICHIGAN DEPARTMENT OF ENVIRONMENT, GREAT LAKES, AND ENERGY

Combined Sewer Overflow Detail Report
January 1 - December 31, 2019

GLWA WRRF

Submission ID. **HNP-A0AQ-VD8AK**

Start Day	Start Time	End Day	End Time
4/25/2019	9:29:00 PM	4/30/2019	9:36:00 PM

Rain(in.) = 5.35

Waterbody: Rouge River

Outfall **079**

Partially Treated (MG)

Dilute Raw Sewage (MG)

3.300

Cause: Rain

EGLE Action: Long-term Control Program

GLWA WRRF

Submission ID. **HNP-A0AQ-VD8AK**

Start Day	Start Time	End Day	End Time
4/25/2019	10:03:00 PM	5/1/2019	5:14:00 AM

Rain(in.) = 5.35

Waterbody: Rouge River

Outfall **074**

Partially Treated (MG)

Dilute Raw Sewage (MG)

10.040

Cause: Rain

EGLE Action: Long-term Control Program

GLWA WRRF

Submission ID. **HNP-A0AQ-VD8AK**

Start Day	Start Time	End Day	End Time
4/25/2019	10:26:00 PM	5/1/2019	3:22:00 AM

Rain(in.) = 5.35

Waterbody: Rouge River

Outfall **075**

Partially Treated (MG)

Dilute Raw Sewage (MG)

1.220

Cause: Rain

EGLE Action: Long-term Control Program

MG = million gallons

CSO Discharges are as a result of wet weather. Dry weather CSO discharges are classified as SSOs.

MICHIGAN DEPARTMENT OF ENVIRONMENT, GREAT LAKES, AND ENERGY

Combined Sewer Overflow Detail Report
January 1 - December 31, 2019

GLWA WRRF

Submission ID. **HNP-A0AQ-VD8AK**

Start Day	Start Time	End Day	End Time
4/26/2019	12:11:00 AM	5/1/2019	12:31:00 AM

Rain(in.) = 5.35

Waterbody: Detroit River

Outfall **006**

Partially Treated (MG)

Dilute Raw Sewage (MG)

0.001

Cause: Rain

EGLE Action: Long-term Control Program

GLWA WRRF

Submission ID. **HNP-A0AQ-VD8AK**

Start Day	Start Time	End Day	End Time
4/26/2019	1:09:00 AM	5/1/2019	9:12:00 AM

Rain(in.) = 5.35

Waterbody: Detroit River

Outfall **007**

Partially Treated (MG)

Dilute Raw Sewage (MG)

50.270

Cause: Rain

EGLE Action: Long-term Control Program

GLWA WRRF

Submission ID. **HNP-A0AQ-VD8AK**

Start Day	Start Time	End Day	End Time
4/26/2019	1:16:00 AM	5/1/2019	11:16:00 AM

Rain(in.) = 5.35

Waterbody: Detroit River

Outfall **005**

Partially Treated (MG)

Dilute Raw Sewage (MG)

48.860

Cause: Rain

EGLE Action: Long-term Control Program

MG = million gallons

CSO Discharges are as a result of wet weather. Dry weather CSO discharges are classified as SSOs.

MICHIGAN DEPARTMENT OF ENVIRONMENT, GREAT LAKES, AND ENERGY

Combined Sewer Overflow Detail Report
January 1 - December 31, 2019

GLWA WRRF

Submission ID. **HNP-A0AQ-VD8AK**

Start Day	Start Time	End Day	End Time
4/26/2019	3:11:00 AM	5/1/2019	5:15:00 AM

Rain(in.) = 5.35

Waterbody: Detroit River

Outfall **019**

Partially Treated (MG)

Dilute Raw Sewage (MG)

12.070

Cause: Rain

EGLE Action: Long-term Control Program

GLWA WRRF

Submission ID. **HNP-A0AQ-VD8AK**

Start Day	Start Time	End Day	End Time
4/26/2019	3:18:00 AM	5/1/2019	7:22:00 AM

Rain(in.) = 5.35

Waterbody: Detroit River

Outfall **022**

Partially Treated (MG)

Dilute Raw Sewage (MG)

0.001

Cause: Rain

EGLE Action: Long-term Control Program

GLWA WRRF

Submission ID. **HNP-A0AQ-VD8AK**

Start Day	Start Time	End Day	End Time
4/26/2019	3:32:00 AM	5/1/2019	10:17:00 AM

Rain(in.) = 5.35

Waterbody: Detroit River

Outfall **012**

Partially Treated (MG)

Dilute Raw Sewage (MG)

0.001

Cause: Rain

EGLE Action: Long-term Control Program

MG = million gallons

CSO Discharges are as a result of wet weather. Dry weather CSO discharges are classified as SSOs.

MICHIGAN DEPARTMENT OF ENVIRONMENT, GREAT LAKES, AND ENERGY

Combined Sewer Overflow Detail Report
January 1 - December 31, 2019

GLWA WRRF

Submission ID. **HNP-A0AQ-VD8AK**

Start Day	Start Time	End Day	End Time
4/26/2019	3:36:00 AM	5/1/2019	8:31:00 AM

Rain(in.) = 5.35

Waterbody: Detroit River

Outfall **011**

Partially Treated (MG)

Dilute Raw Sewage (MG)

0.001

Cause: Rain

EGLE Action: Long-term Control Program

GLWA WRRF

Submission ID. **HNP-A0AQ-VD8AK**

Start Day	Start Time	End Day	End Time
4/26/2019	1:30:00 PM	5/1/2019	4:49:00 AM

Rain(in.) = 5.35

Waterbody: Rouge River

Outfall **060**

Partially Treated (MG)

Dilute Raw Sewage (MG)

179.210

Cause: Rain

EGLE Action: Long-term Control Program

GLWA WRRF

Submission ID. **HNP-A0AQ-VD8AK**

Start Day	Start Time	End Day	End Time
4/30/2019	7:34:00 PM	4/30/2019	8:46:00 PM

Rain(in.) = 5.35

Waterbody: Rouge River

Outfall **068**

Partially Treated (MG)

Dilute Raw Sewage (MG)

0.001

Cause: Rain

EGLE Action: Long-term Control Program

MG = million gallons

CSO Discharges are as a result of wet weather. Dry weather CSO discharges are classified as SSOs.

MICHIGAN DEPARTMENT OF ENVIRONMENT, GREAT LAKES, AND ENERGY

Combined Sewer Overflow Detail Report
January 1 - December 31, 2019

GLWA WRRF

Submission ID. **HNP-A0AQ-VD8AK**

Start Day	Start Time	End Day	End Time
4/30/2019	8:24:00 PM	5/1/2019	3:05:00 AM

Rain(in.) = 5.35

Waterbody: Rouge River

Outfall **077**

Partially Treated (MG)

Dilute Raw Sewage (MG)

2.620

Cause: Rain

EGLE Action: Long-term Control Program

GLWA WRRF

Submission ID. **HNP-A0AQ-VD8AK**

Start Day	Start Time	End Day	End Time
4/30/2019	9:00:00 PM	5/1/2019	5:28:00 AM

Rain(in.) = 5.35

Waterbody: Rouge River

Outfall **069**

Partially Treated (MG)

Dilute Raw Sewage (MG)

8.800

Cause: Rain

EGLE Action: Long-term Control Program

GLWA WRRF

Submission ID. **HNP-A0AQ-VD8AK**

Start Day	Start Time	End Day	End Time
4/30/2019	9:07:00 PM	5/1/2019	4:37:00 AM

Rain(in.) = 5.35

Waterbody: Rouge River

Outfall **064**

Partially Treated (MG)

Dilute Raw Sewage (MG)

32.380

Cause: Rain

EGLE Action: Long-term Control Program

MG = million gallons

CSO Discharges are as a result of wet weather. Dry weather CSO discharges are classified as SSOs.

MICHIGAN DEPARTMENT OF ENVIRONMENT, GREAT LAKES, AND ENERGY

Combined Sewer Overflow Detail Report
January 1 - December 31, 2019

GLWA WRRF

Submission ID. **HNP-A0AQ-VD8AK**

Start Day	Start Time	End Day	End Time
4/30/2019	11:31:00 PM	5/1/2019	6:53:00 AM

Rain(in.) = 5.35

Waterbody: Detroit River

Outfall **031**

Partially Treated (MG)

Dilute Raw Sewage (MG)

22.940

Cause: Rain

EGLE Action: Long-term Control Program

GLWA WRRF

Submission ID. **HNP-A0AQ-VD8AK**

Start Day	Start Time	End Day	End Time
4/30/2019	11:35:00 PM	5/1/2019	6:02:00 AM

Rain(in.) = 5.35

Waterbody: Detroit River

Outfall **023**

Partially Treated (MG)

Dilute Raw Sewage (MG)

1.160

Cause: Rain

EGLE Action: Long-term Control Program

GLWA WRRF

Submission ID. **HNP-A0AQ-VD8AK**

Start Day	Start Time	End Day	End Time
4/30/2019	11:36:00 PM	5/1/2019	8:03:00 AM

Rain(in.) = 5.35

Waterbody: Detroit River

Outfall **025**

Partially Treated (MG)

Dilute Raw Sewage (MG)

0.001

Cause: Rain

EGLE Action: Long-term Control Program

MG = million gallons

CSO Discharges are as a result of wet weather. Dry weather CSO discharges are classified as SSOs.

MICHIGAN DEPARTMENT OF ENVIRONMENT, GREAT LAKES, AND ENERGY

Combined Sewer Overflow Detail Report
January 1 - December 31, 2019

GLWA WRRF

Submission ID. **HNP-A0AQ-VD8AK**

Start Day	Start Time	End Day	End Time
4/30/2019	11:38:00 PM	5/1/2019	2:42:00 AM

Rain(in.) = 5.35

Waterbody: Detroit River

Outfall **027**

Partially Treated (MG)

Dilute Raw Sewage (MG)

3.200

Cause: Rain

EGLE Action: Long-term Control Program

GLWA WRRF

Submission ID. **HNP-A0AQ-VD8AK**

Start Day	Start Time	End Day	End Time
4/30/2019	11:42:00 PM	5/1/2019	5:23:00 AM

Rain(in.) = 5.35

Waterbody: Detroit River

Outfall **035**

Partially Treated (MG)

Dilute Raw Sewage (MG)

4.400

Cause: Rain

EGLE Action: Long-term Control Program

GLWA WRRF

Submission ID. **HNP-A0AQ-VD8AK**

Start Day	Start Time	End Day	End Time
4/30/2019	11:45:00 PM	5/1/2019	5:44:00 AM

Rain(in.) = 5.35

Waterbody: Detroit River

Outfall **026**

Partially Treated (MG)

Dilute Raw Sewage (MG)

0.001

Cause: Rain

EGLE Action: Long-term Control Program

MG = million gallons

CSO Discharges are as a result of wet weather. Dry weather CSO discharges are classified as SSOs.

MICHIGAN DEPARTMENT OF ENVIRONMENT, GREAT LAKES, AND ENERGY

Combined Sewer Overflow Detail Report
January 1 - December 31, 2019

GLWA WRRF

Submission ID. **HNP-A0AQ-VD8AK**

Start Day	Start Time	End Day	End Time
4/30/2019	11:46:00 PM	5/1/2019	3:47:00 AM

Rain(in.) = 5.35

Waterbody: Detroit River

Outfall **021**

Partially Treated (MG)

Dilute Raw Sewage (MG)

10.520

Cause: Rain

EGLE Action: Long-term Control Program

GLWA WRRF

Submission ID. **HNP-A0AQ-VD8AK**

Start Day	Start Time	End Day	End Time
4/30/2019	11:47:00 PM	5/1/2019	3:29:00 AM

Rain(in.) = 5.35

Waterbody: Detroit River

Outfall **024**

Partially Treated (MG)

Dilute Raw Sewage (MG)

0.001

Cause: Rain

EGLE Action: Long-term Control Program

GLWA WRRF

Submission ID. **HNP-A0AQ-VD8AK**

Start Day	Start Time	End Day	End Time
4/30/2019	11:51:00 PM	5/1/2019	12:36:00 AM

Rain(in.) = 5.35

Waterbody: Detroit River

Outfall **008**

Partially Treated (MG)

Dilute Raw Sewage (MG)

0.490

Cause: Rain

EGLE Action: Long-term Control Program

MG = million gallons

CSO Discharges are as a result of wet weather. Dry weather CSO discharges are classified as SSOs.

MICHIGAN DEPARTMENT OF ENVIRONMENT, GREAT LAKES, AND ENERGY

Combined Sewer Overflow Detail Report
January 1 - December 31, 2019

GLWA WRRF

Submission ID. **HNP-A0AQ-VD8AK**

Start Day	Start Time	End Day	End Time
4/30/2019	11:54:00 PM	5/1/2019	3:47:00 PM

Rain(in.) = 5.35

Waterbody: Detroit River

Outfall **009**

Partially Treated (MG)

Dilute Raw Sewage (MG)

0.001

Cause: Rain

EGLE Action: Long-term Control Program

GLWA WRRF

Submission ID. **HNP-A0AQ-VD8AK**

Start Day	Start Time	End Day	End Time
4/30/2019	11:56:00 PM	5/1/2019	2:52:00 AM

Rain(in.) = 5.35

Waterbody: Detroit River

Outfall **034**

Partially Treated (MG)

Dilute Raw Sewage (MG)

0.001

Cause: Rain

EGLE Action: Long-term Control Program

GLWA WRRF

Submission ID. **HNP-A0AQ-VD8AK**

Start Day	Start Time	End Day	End Time
4/30/2019	11:56:00 PM	5/1/2019	4:37:00 AM

Rain(in.) = 5.35

Waterbody: Detroit River

Outfall **043**

Partially Treated (MG)

Dilute Raw Sewage (MG)

0.001

Cause: Rain

EGLE Action: Long-term Control Program

MG = million gallons

CSO Discharges are as a result of wet weather. Dry weather CSO discharges are classified as SSOs.

MICHIGAN DEPARTMENT OF ENVIRONMENT, GREAT LAKES, AND ENERGY

Combined Sewer Overflow Detail Report
January 1 - December 31, 2019

GLWA WRRF

Submission ID. **HNP-A0AQ-VD8AK**

Start Day	Start Time	End Day	End Time
5/1/2019	12:02:00 AM	5/1/2019	12:17:00 AM

Rain(in.) = 5.35

Waterbody: Detroit River

Outfall **016**

Partially Treated (MG)

Dilute Raw Sewage (MG)

0.090

Cause: Rain

EGLE Action: Long-term Control Program

GLWA WRRF

Submission ID. **HNP-A0AQ-VD8AK**

Start Day	Start Time	End Day	End Time
5/1/2019	12:02:00 AM	5/1/2019	12:17:00 AM

Rain(in.) = 5.35

Waterbody: Detroit River

Outfall **018**

Partially Treated (MG)

Dilute Raw Sewage (MG)

0.001

Cause: Rain

EGLE Action: Long-term Control Program

GLWA WRRF

Submission ID. **HNP-A0AQ-VD8AK**

Start Day	Start Time	End Day	End Time
5/1/2019	12:02:00 AM	5/1/2019	3:21:00 AM

Rain(in.) = 5.35

Waterbody: Rouge River

Outfall **065**

Partially Treated (MG)

Dilute Raw Sewage (MG)

0.130

Cause: Rain

EGLE Action: Long-term Control Program

MG = million gallons

CSO Discharges are as a result of wet weather. Dry weather CSO discharges are classified as SSOs.

MICHIGAN DEPARTMENT OF ENVIRONMENT, GREAT LAKES, AND ENERGY

Combined Sewer Overflow Detail Report
January 1 - December 31, 2019

GLWA WRRF

Submission ID. **HNP-A0AQ-VD8AK**

Start Day	Start Time	End Day	End Time
5/1/2019	12:03:00 AM	5/1/2019	10:21:00 AM

Rain(in.) = 5.35

Waterbody: Detroit River

Outfall **038**

Partially Treated (MG)

Dilute Raw Sewage (MG)

0.001

Cause: Rain

EGLE Action: Long-term Control Program

GLWA WRRF

Submission ID. **HNP-A0AQ-VD8AK**

Start Day	Start Time	End Day	End Time
5/1/2019	12:06:00 AM	5/1/2019	4:21:00 AM

Rain(in.) = 5.35

Waterbody: Detroit River

Outfall **037**

Partially Treated (MG)

Dilute Raw Sewage (MG)

4.210

Cause: Rain

EGLE Action: Long-term Control Program

GLWA WRRF

Submission ID. **HNP-A0AQ-VD8AK**

Start Day	Start Time	End Day	End Time
5/1/2019	12:15:00 AM	5/1/2019	4:29:00 AM

Rain(in.) = 5.35

Waterbody: Rouge River

Outfall **061**

Partially Treated (MG)

Dilute Raw Sewage (MG)

0.001

Cause: Rain

EGLE Action: Long-term Control Program

MG = million gallons

CSO Discharges are as a result of wet weather. Dry weather CSO discharges are classified as SSOs.

MICHIGAN DEPARTMENT OF ENVIRONMENT, GREAT LAKES, AND ENERGY

Combined Sewer Overflow Detail Report
January 1 - December 31, 2019

GLWA WRRF

Submission ID. **HNP-A0AQ-VD8AK**

Start Day	Start Time	End Day	End Time
5/1/2019	12:17:00 AM	5/1/2019	5:01:00 AM

Rain(in.) = 5.35

Waterbody: Detroit River

Outfall **040**

Partially Treated (MG)

Dilute Raw Sewage (MG)

1.210

Cause: Rain

EGLE Action: Long-term Control Program

GLWA WRRF

Submission ID. **HNP-A0AQ-VD8AK**

Start Day	Start Time	End Day	End Time
5/1/2019	12:20:00 AM	5/1/2019	4:01:00 AM

Rain(in.) = 5.35

Waterbody: Detroit River

Outfall **041**

Partially Treated (MG)

Dilute Raw Sewage (MG)

0.001

Cause: Rain

EGLE Action: Long-term Control Program

GLWA WRRF

Submission ID. **HNP-VKQW-HGV0V**

Start Day	Start Time	End Day	End Time
5/18/2019	6:32:00 AM	5/19/2019	4:24:00 PM

Rain(in.) = 0.8

Waterbody: Rouge River

Outfall **067**

Partially Treated (MG)

Dilute Raw Sewage (MG)

0.020

Cause: Rain

EGLE Action: Long-term Control Program

MG = million gallons

CSO Discharges are as a result of wet weather. Dry weather CSO discharges are classified as SSOs.

MICHIGAN DEPARTMENT OF ENVIRONMENT, GREAT LAKES, AND ENERGY

Combined Sewer Overflow Detail Report
January 1 - December 31, 2019

GLWA WRRF

Submission ID. **HNP-VKQW-HGV0V**

Start Day	Start Time	End Day	End Time
5/18/2019	6:42:00 AM	5/19/2019	3:54:00 PM

Rain(in.) = 0.8

Waterbody: Rouge River

Outfall **059**

Partially Treated (MG)

Dilute Raw Sewage (MG)

1.700

Cause: Rain

EGLE Action: Long-term Control Program

GLWA WRRF

Submission ID. **HNP-VKQW-HGV0V**

Start Day	Start Time	End Day	End Time
5/19/2019	1:51:00 PM	5/19/2019	3:57:00 PM

Rain(in.) = 0.8

Waterbody: Rouge River

Outfall **079**

Partially Treated (MG)

Dilute Raw Sewage (MG)

2.830

Cause: Rain

EGLE Action: Long-term Control Program

GLWA WRRF

Submission ID. **HNP-VKQW-HGV0V**

Start Day	Start Time	End Day	End Time
5/19/2019	2:16:00 PM	5/19/2019	2:47:00 PM

Rain(in.) = 0.8

Waterbody: Rouge River

Outfall **075**

Partially Treated (MG)

Dilute Raw Sewage (MG)

0.010

Cause: Rain

EGLE Action: Long-term Control Program

MG = million gallons

CSO Discharges are as a result of wet weather. Dry weather CSO discharges are classified as SSOs.

MICHIGAN DEPARTMENT OF ENVIRONMENT, GREAT LAKES, AND ENERGY

Combined Sewer Overflow Detail Report
January 1 - December 31, 2019

GLWA WRRF

Submission ID. **HNP-VKQW-HGV0V**

Start Day	Start Time	End Day	End Time
5/19/2019	3:06:00 PM	5/19/2019	3:25:00 PM

Rain(in.) = 0.8

Waterbody: Detroit River

Outfall **019**

Partially Treated (MG)

Dilute Raw Sewage (MG)

0.001

Cause: Rain

EGLE Action: Long-term Control Program

GLWA WRRF

Submission ID. **HNP-VKQW-HGV0V**

Start Day	Start Time	End Day	End Time
5/19/2019	3:16:00 PM	5/19/2019	4:10:00 PM

Rain(in.) = 0.8

Waterbody: Detroit River

Outfall **007**

Partially Treated (MG)

Dilute Raw Sewage (MG)

2.090

Cause: Rain

EGLE Action: Long-term Control Program

GLWA WRRF

Submission ID. **HNP-VKQW-HGV0V**

Start Day	Start Time	End Day	End Time
5/19/2019	3:16:00 PM	5/19/2019	3:47:00 PM

Rain(in.) = 0.8

Waterbody: Detroit River

Outfall **031**

Partially Treated (MG)

Dilute Raw Sewage (MG)

0.310

Cause: Rain

EGLE Action: Long-term Control Program

MG = million gallons

CSO Discharges are as a result of wet weather. Dry weather CSO discharges are classified as SSOs.

MICHIGAN DEPARTMENT OF ENVIRONMENT, GREAT LAKES, AND ENERGY

Combined Sewer Overflow Detail Report
January 1 - December 31, 2019

GLWA WRRF

Submission ID. **HNP-VKQW-HGV0V**

Start Day	Start Time	End Day	End Time
5/19/2019	3:33:00 PM	5/19/2019	4:31:00 PM

Rain(in.) = 0.8

Waterbody: Detroit River

Outfall **022**

Partially Treated (MG)

Dilute Raw Sewage (MG)

0.001

Cause: Rain

EGLE Action: Long-term Control Program

GLWA WRRF

Submission ID. **HNP-VKQW-HGV0V**

Start Day	Start Time	End Day	End Time
5/19/2019	3:37:00 PM	5/19/2019	4:31:00 PM

Rain(in.) = 0.8

Waterbody: Detroit River

Outfall **005**

Partially Treated (MG)

Dilute Raw Sewage (MG)

0.340

Cause: Rain

EGLE Action: Long-term Control Program

GLWA WRRF

Submission ID. **HNP-YV2Y-3CVTD**

Start Day	Start Time	End Day	End Time
5/22/2019	9:58:00 PM	5/23/2019	7:56:00 AM

Rain(in.) = 0.37

Waterbody: Rouge River

Outfall **067**

Partially Treated (MG)

Dilute Raw Sewage (MG)

1.470

Cause: Rain

EGLE Action: Long-term Control Program

MG = million gallons

CSO Discharges are as a result of wet weather. Dry weather CSO discharges are classified as SSOs.

MICHIGAN DEPARTMENT OF ENVIRONMENT, GREAT LAKES, AND ENERGY

Combined Sewer Overflow Detail Report
January 1 - December 31, 2019

GLWA WRRF

Submission ID. **HNQ-2A65-YW3PC**

Start Day	Start Time	End Day	End Time
5/26/2019	12:51:00 PM	5/26/2019	2:27:00 PM

Rain(in.) = 0.02

Waterbody: Rouge River

Outfall **067**

Partially Treated (MG)

Dilute Raw Sewage (MG)

1.440

Cause: Rain

EGLE Action: Long-term Control Program

GLWA WRRF

Submission ID. **HNQ-2A65-YW3PC**

Start Day	Start Time	End Day	End Time
5/26/2019	12:51:00 PM	5/26/2019	1:12:00 PM

Rain(in.) = 0.02

Waterbody: Rouge River

Outfall **068**

Partially Treated (MG)

Dilute Raw Sewage (MG)

0.001

Cause: Rain

EGLE Action: Long-term Control Program

GLWA WRRF

Submission ID. **HNQ-5629-F4SV5**

Start Day	Start Time	End Day	End Time
5/29/2019	2:21:00 AM	5/29/2019	3:06:00 AM

Rain(in.) = 0.19

Waterbody: Rouge River

Outfall **063**

Partially Treated (MG)

Dilute Raw Sewage (MG)

0.000

Cause: Rain

EGLE Action: Long-term Control Program

MG = million gallons

CSO Discharges are as a result of wet weather. Dry weather CSO discharges are classified as SSOs.

MICHIGAN DEPARTMENT OF ENVIRONMENT, GREAT LAKES, AND ENERGY

Combined Sewer Overflow Detail Report
January 1 - December 31, 2019

GLWA WRRF

Submission ID. **HNQ-5629-F4SV5**

Start Day	Start Time	End Day	End Time
5/29/2019	2:25:00 AM	5/29/2019	3:40:00 AM

Rain(in.) = 0.19

Waterbody: Rouge River

Outfall **067**

Partially Treated (MG)

Dilute Raw Sewage (MG)

0.070

Cause: Rain

EGLE Action: Long-term Control Program

GLWA WRRF

Submission ID. **HNQ-5629-F4SV5**

Start Day	Start Time	End Day	End Time
5/29/2019	2:37:00 AM	5/29/2019	2:59:00 AM

Rain(in.) = 0.19

Waterbody: Rouge River

Outfall **059**

Partially Treated (MG)

Dilute Raw Sewage (MG)

0.001

Cause: Rain

EGLE Action: Long-term Control Program

GLWA WRRF

Submission ID. **HNQ-57H0-E5F4V**

Start Day	Start Time	End Day	End Time
5/30/2019	8:06:00 AM	5/30/2019	9:20:00 AM

Rain(in.) = 0.25

Waterbody: Rouge River

Outfall **063**

Partially Treated (MG)

Dilute Raw Sewage (MG)

0.010

Cause: Rain

EGLE Action: Long-term Control Program

MG = million gallons

CSO Discharges are as a result of wet weather. Dry weather CSO discharges are classified as SSOs.

MICHIGAN DEPARTMENT OF ENVIRONMENT, GREAT LAKES, AND ENERGY

Combined Sewer Overflow Detail Report
January 1 - December 31, 2019

GLWA WRRF

Submission ID. **HNQ-57H0-E5F4V**

Start Day	Start Time	End Day	End Time
5/30/2019	8:22:00 AM	5/30/2019	10:01:00 AM

Rain(in.) = 0.25

Waterbody: Rouge River

Outfall **067**

Partially Treated (MG)

Dilute Raw Sewage (MG)

0.150

Cause: Rain

EGLE Action: Long-term Control Program

GLWA WRRF

Submission ID. **HNQ-57H0-E5F4V**

Start Day	Start Time	End Day	End Time
5/30/2019	8:40:00 AM	5/30/2019	9:13:00 AM

Rain(in.) = 0.25

Waterbody: Rouge River

Outfall **062**

Partially Treated (MG)

Dilute Raw Sewage (MG)

0.250

Cause: Rain

EGLE Action: Long-term Control Program

GLWA WRRF

Submission ID. **HNQ-57H0-E5F4V**

Start Day	Start Time	End Day	End Time
5/30/2019	8:47:00 AM	5/30/2019	9:06:00 AM

Rain(in.) = 0.25

Waterbody: Rouge River

Outfall **059**

Partially Treated (MG)

Dilute Raw Sewage (MG)

0.001

Cause: Rain

EGLE Action: Long-term Control Program

MG = million gallons

CSO Discharges are as a result of wet weather. Dry weather CSO discharges are classified as SSOs.

MICHIGAN DEPARTMENT OF ENVIRONMENT, GREAT LAKES, AND ENERGY

Combined Sewer Overflow Detail Report
January 1 - December 31, 2019

GLWA WRRF

Submission ID. **HNQ-6VXS-77A02**
Permit **MI0022802**
Outfall **067**

Start Day	Start Time	End Day	End Time
6/1/2019	2:10:00 PM	6/1/2019	11:07:00 PM

Rain(in.) = 0.64
Waterbody: Rouge River

Partially Treated (MG)

Dilute Raw Sewage (MG)
2.140

Cause: Rain
EGLE Action: Long-term Control Program

GLWA WRRF

Submission ID. **HNQ-6VXS-77A02**
Permit **MI0022802**
Outfall **063**

Start Day	Start Time	End Day	End Time
6/1/2019	8:06:00 PM	6/1/2019	10:38:00 PM

Rain(in.) = 0.64
Waterbody: Rouge River

Partially Treated (MG)

Dilute Raw Sewage (MG)
0.000

Cause: Rain
EGLE Action: Long-term Control Program

GLWA WRRF

Submission ID. **HNQ-6VXS-77A02**
Permit **MI0022802**
Outfall **079**

Start Day	Start Time	End Day	End Time
6/1/2019	9:44:00 PM	6/1/2019	10:20:00 PM

Rain(in.) = 0.64
Waterbody: Rouge River

Partially Treated (MG)

Dilute Raw Sewage (MG)
0.810

Cause: Rain
EGLE Action: Long-term Control Program

MG = million gallons
CSO Discharges are as a result of wet weather. Dry weather CSO discharges are classified as SSOs.

MICHIGAN DEPARTMENT OF ENVIRONMENT, GREAT LAKES, AND ENERGY

Combined Sewer Overflow Detail Report
January 1 - December 31, 2019

GLWA WRRF

Submission ID. **HNQ-6VXS-77A02**
Permit **MI0022802**
Outfall **059**

Start Day	Start Time	End Day	End Time
6/1/2019	9:46:00 PM	6/1/2019	10:22:00 PM

Rain(in.) = 0.64
Waterbody: Rouge River

Partially Treated (MG)
Dilute Raw Sewage (MG)
0.810

Cause: Rain
EGLE Action: Long-term Control Program

GLWA WRRF

Submission ID. **HNQ-6VXS-77A02**
Permit **MI0022802**
Outfall **074**

Start Day	Start Time	End Day	End Time
6/1/2019	10:16:00 PM	6/1/2019	11:36:00 PM

Rain(in.) = 0.64
Waterbody: Rouge River

Partially Treated (MG)
Dilute Raw Sewage (MG)
0.001

Cause: Rain
EGLE Action: Long-term Control Program

GLWA WRRF

Submission ID. **HNQ-9PNF-GQ75C**
Outfall **067**

Start Day	Start Time	End Day	End Time
6/5/2019	7:12:00 AM	6/5/2019	9:07:00 PM

Rain(in.) = 0.17
Waterbody: Rouge River

Partially Treated (MG)
Dilute Raw Sewage (MG)
2.330

Cause: Rain
EGLE Action: Long-term Control Program

MG = million gallons
CSO Discharges are as a result of wet weather. Dry weather CSO discharges are classified as SSOs.

MICHIGAN DEPARTMENT OF ENVIRONMENT, GREAT LAKES, AND ENERGY

Combined Sewer Overflow Detail Report
January 1 - December 31, 2019

GLWA WRRF

Submission ID. **HNQ-DNZ4-06BN5**

Start Day	Start Time	End Day	End Time
6/10/2019	5:36:00 AM	6/10/2019	8:32:00 AM

Rain(in.) = 0.18

Waterbody: Rouge River

Outfall **067**

Partially Treated (MG)

Dilute Raw Sewage (MG)

0.030

Cause: Rain

EGLE Action: Long-term Control Program

GLWA WRRF

Submission ID. **HNQ-DNZ4-06BN5**

Start Day	Start Time	End Day	End Time
6/10/2019	6:06:00 AM	6/10/2019	7:56:00 AM

Rain(in.) = 0.18

Waterbody: Rouge River

Outfall **079**

Partially Treated (MG)

Dilute Raw Sewage (MG)

1.890

Cause: Rain

EGLE Action: Long-term Control Program

GLWA WRRF

Submission ID. **HNQ-DNZ4-06BN5**

Start Day	Start Time	End Day	End Time
6/10/2019	6:30:00 AM	6/10/2019	8:26:00 AM

Rain(in.) = 0.18

Waterbody: Rouge River

Outfall **075**

Partially Treated (MG)

Dilute Raw Sewage (MG)

0.090

Cause: Rain

EGLE Action: Long-term Control Program

MG = million gallons

CSO Discharges are as a result of wet weather. Dry weather CSO discharges are classified as SSOs.

MICHIGAN DEPARTMENT OF ENVIRONMENT, GREAT LAKES, AND ENERGY

Combined Sewer Overflow Detail Report
January 1 - December 31, 2019

GLWA WRRF

Submission ID. **HNQ-DNZ4-06BN5**

Start Day	Start Time	End Day	End Time
6/10/2019	6:57:00 AM	6/10/2019	8:26:00 AM

Rain(in.) = 0.18

Waterbody: Rouge River

Outfall **074**

Partially Treated (MG)

Dilute Raw Sewage (MG)

0.001

Cause: Rain

EGLE Action: Long-term Control Program

GLWA WRRF

Submission ID. **HNQ-DNZ4-06BN5**

Start Day	Start Time	End Day	End Time
6/10/2019	7:12:00 AM	6/10/2019	7:48:00 AM

Rain(in.) = 0.18

Waterbody: Rouge River

Outfall **077**

Partially Treated (MG)

Dilute Raw Sewage (MG)

1.340

Cause: Rain

EGLE Action: Long-term Control Program

GLWA WRRF

Submission ID. **HNQ-FV2P-5WS6A**

Permit **MI0022802**

Start Day	Start Time	End Day	End Time
6/12/2019	11:42:00 PM	6/13/2019	5:46:00 AM

Rain(in.) = 0.18

Waterbody: Rouge River

Outfall **067**

Partially Treated (MG)

Dilute Raw Sewage (MG)

2.050

Cause: Rain

EGLE Action: Long-term Control Program

MG = million gallons

CSO Discharges are as a result of wet weather. Dry weather CSO discharges are classified as SSOs.

MICHIGAN DEPARTMENT OF ENVIRONMENT, GREAT LAKES, AND ENERGY

Combined Sewer Overflow Detail Report
January 1 - December 31, 2019

GLWA WRRF

Submission ID. **HNQ-FV2P-5WS6A**
Permit **MI0022802**
Outfall **068**

Start Day	Start Time	End Day	End Time
6/13/2019	3:27:00 AM	6/13/2019	4:23:00 AM

Rain(in.) = 0.18
Waterbody: Rouge River

Partially Treated (MG)

Dilute Raw Sewage (MG)
0.001

Cause: Rain
EGLE Action: Long-term Control Program

GLWA WRRF

Submission ID. **HNQ-FV2P-5WS6A**
Permit **MI0022802**
Outfall **063**

Start Day	Start Time	End Day	End Time
6/13/2019	3:35:00 AM	6/13/2019	4:36:00 AM

Rain(in.) = 0.18
Waterbody: Rouge River

Partially Treated (MG)

Dilute Raw Sewage (MG)
0.000

Cause: Rain
EGLE Action: Long-term Control Program

GLWA WRRF

Submission ID. **HNQ-FV2P-5WS6A**
Permit **MI0022802**
Outfall **079**

Start Day	Start Time	End Day	End Time
6/13/2019	3:35:00 AM	6/13/2019	4:38:00 AM

Rain(in.) = 0.18
Waterbody: Rouge River

Partially Treated (MG)

Dilute Raw Sewage (MG)
1.350

Cause: Rain
EGLE Action: Long-term Control Program

MG = million gallons
CSO Discharges are as a result of wet weather. Dry weather CSO discharges are classified as SSOs.

MICHIGAN DEPARTMENT OF ENVIRONMENT, GREAT LAKES, AND ENERGY

Combined Sewer Overflow Detail Report
January 1 - December 31, 2019

GLWA WRRF

Submission ID. **HNQ-FV2P-5WS6A**
Permit **MI0022802**
Outfall **077**

Start Day	Start Time	End Day	End Time
6/13/2019	3:49:00 AM	6/13/2019	4:40:00 AM

Rain(in.) = 0.18
Waterbody: Rouge River

Partially Treated (MG)

Dilute Raw Sewage (MG)
1.570

Cause: Rain
EGLE Action: Long-term Control Program

GLWA WRRF

Submission ID. **HNQ-FV2P-5WS6A**
Permit **MI0022802**
Outfall **075**

Start Day	Start Time	End Day	End Time
6/13/2019	3:54:00 AM	6/13/2019	5:11:00 AM

Rain(in.) = 0.18
Waterbody: Rouge River

Partially Treated (MG)

Dilute Raw Sewage (MG)
0.090

Cause: Rain
EGLE Action: Long-term Control Program

GLWA WRRF

Submission ID. **HNQ-FV2P-5WS6A**
Permit **MI0022802**
Outfall **062**

Start Day	Start Time	End Day	End Time
6/13/2019	4:05:00 AM	6/13/2019	4:16:00 AM

Rain(in.) = 0.18
Waterbody: Rouge River

Partially Treated (MG)

Dilute Raw Sewage (MG)
0.120

Cause: Rain
EGLE Action: Long-term Control Program

MG = million gallons
CSO Discharges are as a result of wet weather. Dry weather CSO discharges are classified as SSOs.

MICHIGAN DEPARTMENT OF ENVIRONMENT, GREAT LAKES, AND ENERGY

Combined Sewer Overflow Detail Report
January 1 - December 31, 2019

GLWA WRRF

Submission ID. **HNQ-FV2P-5WS6A**
Permit **MI0022802**
Outfall **074**

Start Day	Start Time	End Day	End Time
6/13/2019	4:25:00 AM	6/13/2019	6:04:00 AM

Rain(in.) = 0.18
Waterbody: Rouge River

Partially Treated (MG)
Dilute Raw Sewage (MG)
0.001

Cause: Rain
EGLE Action: Long-term Control Program

GLWA WRRF

Submission ID. **HNQ-JQDF-E68RQ**
Outfall **063**

Start Day	Start Time	End Day	End Time
6/16/2019	8:29:00 AM	6/16/2019	9:55:00 AM

Rain(in.) = 0.44
Waterbody: Rouge River

Partially Treated (MG)
Dilute Raw Sewage (MG)
0.100

Cause: Rain
EGLE Action: Long-term Control Program

GLWA WRRF

Submission ID. **HNQ-JQDF-E68RQ**
Outfall **067**

Start Day	Start Time	End Day	End Time
6/16/2019	8:41:00 AM	6/16/2019	12:10:00 PM

Rain(in.) = 0.44
Waterbody: Rouge River

Partially Treated (MG)
Dilute Raw Sewage (MG)
2.770

Cause: Rain
EGLE Action: Long-term Control Program

MG = million gallons
CSO Discharges are as a result of wet weather. Dry weather CSO discharges are classified as SSOs.

MICHIGAN DEPARTMENT OF ENVIRONMENT, GREAT LAKES, AND ENERGY

Combined Sewer Overflow Detail Report
January 1 - December 31, 2019

GLWA WRRF

Submission ID. **HNQ-NQRF-WN512**

Start Day	Start Time	End Day	End Time
6/20/2019	8:16:00 AM	6/20/2019	4:14:00 PM

Rain(in.) = 0.51

Waterbody: Rouge River

Outfall **067**

Partially Treated (MG)

Dilute Raw Sewage (MG)

4.030

Cause: Rain

EGLE Action: Long-term Control Program

GLWA WRRF

Submission ID. **HNQ-W7NT-RAYTH**

Start Day	Start Time	End Day	End Time
6/28/2019	3:50:00 PM	6/28/2019	4:30:00 PM

Rain(in.) = 0.53

Waterbody: Detroit River

Outfall **007**

Partially Treated (MG)

Dilute Raw Sewage (MG)

2.560

Cause: Rain

EGLE Action: Long-term Control Program

GLWA WRRF

Submission ID. **HNQ-W7NT-RAYTH**

Start Day	Start Time	End Day	End Time
6/28/2019	3:51:00 PM	6/28/2019	4:45:00 PM

Rain(in.) = 0.53

Waterbody: Detroit River

Outfall **008**

Partially Treated (MG)

Dilute Raw Sewage (MG)

1.090

Cause: Rain

EGLE Action: Long-term Control Program

MG = million gallons

CSO Discharges are as a result of wet weather. Dry weather CSO discharges are classified as SSOs.

MICHIGAN DEPARTMENT OF ENVIRONMENT, GREAT LAKES, AND ENERGY

Combined Sewer Overflow Detail Report
January 1 - December 31, 2019

GLWA WRRF

Submission ID. **HNQ-W7NT-RAYTH**

Start Day	Start Time	End Day	End Time
6/28/2019	3:51:00 PM	6/28/2019	4:01:00 PM

Rain(in.) = 0.53

Waterbody: Detroit River

Outfall **019**

Partially Treated (MG)

Dilute Raw Sewage (MG)

0.460

Cause: Rain

EGLE Action: Long-term Control Program

GLWA WRRF

Submission ID. **HNQ-W7NT-RAYTH**

Start Day	Start Time	End Day	End Time
6/28/2019	3:53:00 PM	6/28/2019	4:28:00 PM

Rain(in.) = 0.53

Waterbody: Detroit River

Outfall **005**

Partially Treated (MG)

Dilute Raw Sewage (MG)

0.690

Cause: Rain

EGLE Action: Long-term Control Program

GLWA WRRF

Submission ID. **HNQ-W7NT-RAYTH**

Start Day	Start Time	End Day	End Time
6/28/2019	3:55:00 PM	6/28/2019	4:00:00 PM

Rain(in.) = 0.53

Waterbody: Detroit River

Outfall **011**

Partially Treated (MG)

Dilute Raw Sewage (MG)

0.001

Cause: Rain

EGLE Action: Long-term Control Program

MG = million gallons

CSO Discharges are as a result of wet weather. Dry weather CSO discharges are classified as SSOs.

MICHIGAN DEPARTMENT OF ENVIRONMENT, GREAT LAKES, AND ENERGY

Combined Sewer Overflow Detail Report
January 1 - December 31, 2019

GLWA WRRF

Submission ID. **HNQ-W7NT-RAYTH**

Start Day	Start Time	End Day	End Time
6/28/2019	4:01:00 PM	6/28/2019	4:07:00 PM

Rain(in.) = 0.53

Waterbody: Detroit River

Outfall **016**

Partially Treated (MG)

Dilute Raw Sewage (MG)

0.150

Cause: Rain

EGLE Action: Long-term Control Program

GLWA WRRF

Submission ID. **HNQ-W7NT-RAYTH**

Start Day	Start Time	End Day	End Time
6/28/2019	4:01:00 PM	6/28/2019	4:07:00 PM

Rain(in.) = 0.53

Waterbody: Detroit River

Outfall **018**

Partially Treated (MG)

Dilute Raw Sewage (MG)

0.001

Cause: Rain

EGLE Action: Long-term Control Program

GLWA WRRF

Submission ID. **HNR-65QG-A60R8**

Permit **MI0022802**

Start Day	Start Time	End Day	End Time
7/2/2019	6:56:00 PM	7/2/2019	8:24:00 PM

Rain(in.) = 0.03

Waterbody: Rouge River

Outfall **068**

Partially Treated (MG)

Dilute Raw Sewage (MG)

0.001

Cause: RAIN

EGLE Action: Long-term Control Program

MG = million gallons

CSO Discharges are as a result of wet weather. Dry weather CSO discharges are classified as SSOs.

MICHIGAN DEPARTMENT OF ENVIRONMENT, GREAT LAKES, AND ENERGY

Combined Sewer Overflow Detail Report
January 1 - December 31, 2019

GLWA WRRF

Submission ID. **HNQ-Z9DQ-DSYS2**

Start Day	Start Time	End Day	End Time
7/2/2019	6:59:00 PM	7/4/2019	2:52:00 PM

Rain(in.) = 0.03

Waterbody: Rouge River

Outfall **079**

Partially Treated (MG)

Dilute Raw Sewage (MG)

1.200

Cause: Rain

EGLE Action: Long-term Control Program

GLWA WRRF

Submission ID. **HNQ-Z9DQ-DSYS2**

Start Day	Start Time	End Day	End Time
7/2/2019	7:01:00 PM	7/2/2019	9:30:00 PM

Rain(in.) = 0.03

Waterbody: Rouge River

Outfall **075**

Partially Treated (MG)

Dilute Raw Sewage (MG)

0.200

Cause: Rain

EGLE Action: Long-term Control Program

GLWA WRRF

Submission ID. **HNQ-Z9DQ-DSYS2**

Start Day	Start Time	End Day	End Time
7/2/2019	7:14:00 PM	7/2/2019	7:49:00 PM

Rain(in.) = 0.03

Waterbody: Detroit River

Outfall **008**

Partially Treated (MG)

Dilute Raw Sewage (MG)

3.850

Cause: Rain

EGLE Action: Long-term Control Program

MG = million gallons

CSO Discharges are as a result of wet weather. Dry weather CSO discharges are classified as SSOs.

MICHIGAN DEPARTMENT OF ENVIRONMENT, GREAT LAKES, AND ENERGY

Combined Sewer Overflow Detail Report
January 1 - December 31, 2019

GLWA WRRF

Submission ID. **HNQ-Z9DQ-DSYS2**

Start Day	Start Time	End Day	End Time
7/2/2019	7:16:00 PM	7/2/2019	8:15:00 PM

Rain(in.) = 0.03

Waterbody: Detroit River

Outfall **007**

Partially Treated (MG)

Dilute Raw Sewage (MG)

3.420

Cause: Rain

EGLE Action: Long-term Control Program

GLWA WRRF

Submission ID. **HNQ-Z9DQ-DSYS2**

Start Day	Start Time	End Day	End Time
7/2/2019	7:17:00 PM	7/2/2019	9:54:00 PM

Rain(in.) = 0.03

Waterbody: Rouge River

Outfall **074**

Partially Treated (MG)

Dilute Raw Sewage (MG)

5.510

Cause: Rain

EGLE Action: Long-term Control Program

GLWA WRRF

Submission ID. **HNQ-Z9DQ-DSYS2**

Start Day	Start Time	End Day	End Time
7/2/2019	7:21:00 PM	7/2/2019	9:44:00 PM

Rain(in.) = 0.03

Waterbody: Detroit River

Outfall **005**

Partially Treated (MG)

Dilute Raw Sewage (MG)

1.110

Cause: Rain

EGLE Action: Long-term Control Program

MG = million gallons

CSO Discharges are as a result of wet weather. Dry weather CSO discharges are classified as SSOs.

MICHIGAN DEPARTMENT OF ENVIRONMENT, GREAT LAKES, AND ENERGY

Combined Sewer Overflow Detail Report
January 1 - December 31, 2019

GLWA WRRF

Submission ID. **HNQ-Z9DQ-DSYS2**

Start Day	Start Time	End Day	End Time
7/2/2019	7:22:00 PM	7/2/2019	7:31:00 PM

Rain(in.) = 0.03

Waterbody: Detroit River

Outfall **019**

Partially Treated (MG)

Dilute Raw Sewage (MG)

0.020

Cause: Rain

EGLE Action: Long-term Control Program

GLWA WRRF

Submission ID. **HNQ-Z9DQ-DSYS2**

Start Day	Start Time	End Day	End Time
7/2/2019	7:36:00 PM	7/2/2019	10:37:00 PM

Rain(in.) = 0.03

Waterbody: Rouge River

Outfall **067**

Partially Treated (MG)

Dilute Raw Sewage (MG)

0.170

Cause: Rain

EGLE Action: Long-term Control Program

GLWA WRRF

Submission ID. **HNQ-Z9DQ-DSYS2**

Start Day	Start Time	End Day	End Time
7/2/2019	8:37:00 PM	7/2/2019	10:38:00 PM

Rain(in.) = 0.03

Waterbody: Rouge River

Outfall **064**

Partially Treated (MG)

Dilute Raw Sewage (MG)

2.660

Cause: Rain

EGLE Action: Long-term Control Program

MG = million gallons

CSO Discharges are as a result of wet weather. Dry weather CSO discharges are classified as SSOs.

MICHIGAN DEPARTMENT OF ENVIRONMENT, GREAT LAKES, AND ENERGY

Combined Sewer Overflow Detail Report
January 1 - December 31, 2019

GLWA WRRF

Submission ID. **HNQ-Z9DQ-DSYS2**

Start Day	Start Time	End Day	End Time
7/2/2019	9:16:00 PM	7/3/2019	12:06:00 AM

Rain(in.) = 0.03

Waterbody: Rouge River

Outfall **060**

Partially Treated (MG)

Dilute Raw Sewage (MG)

11.220

Cause: Rain

EGLE Action: Long-term Control Program

GLWA WRRF

Submission ID. **HNR-6XNA-8MENH**

Permit **MI0022802**

Outfall **007**

Start Day	Start Time	End Day	End Time
7/5/2019	8:09:00 PM	7/6/2019	10:51:00 PM

Rain(in.) = 0.42

Waterbody: Detroit River

Partially Treated (MG)

Dilute Raw Sewage (MG)

13.760

Cause: rain

EGLE Action: Long-term Control Program

GLWA WRRF

Submission ID. **HNR-6XNA-8MENH**

Permit **MI0022802**

Outfall **005**

Start Day	Start Time	End Day	End Time
7/5/2019	8:29:00 PM	7/7/2019	1:26:00 PM

Rain(in.) = 0.42

Waterbody: Detroit River

Partially Treated (MG)

Dilute Raw Sewage (MG)

6.560

Cause: Rain

EGLE Action: Long-term Control Program

MG = million gallons

CSO Discharges are as a result of wet weather. Dry weather CSO discharges are classified as SSOs.

MICHIGAN DEPARTMENT OF ENVIRONMENT, GREAT LAKES, AND ENERGY

Combined Sewer Overflow Detail Report
January 1 - December 31, 2019

GLWA WRRF

Submission ID. **HNR-6XNA-8MENH**
Permit **MI0022802**
Outfall **022**

Start Day	Start Time	End Day	End Time
7/5/2019	8:48:00 PM	7/6/2019	7:24:00 PM

Rain(in.) = 0.42
Waterbody: Detroit River

Partially Treated (MG)
Dilute Raw Sewage (MG)
0.001

Cause: rain
EGLE Action: Long-term Control Program

GLWA WRRF

Submission ID. **HNR-6XNA-8MENH**
Permit **MI0022802**
Outfall **006**

Start Day	Start Time	End Day	End Time
7/5/2019	9:04:00 PM	7/5/2019	9:40:00 PM

Rain(in.) = 0.42
Waterbody: Detroit River

Partially Treated (MG)
Dilute Raw Sewage (MG)
0.001

Cause: rain
EGLE Action: Long-term Control Program

GLWA WRRF

Submission ID. **HNR-6XNA-8MENH**
Permit **MI0022802**
Outfall **079**

Start Day	Start Time	End Day	End Time
7/6/2019	12:50:00 PM	7/6/2019	5:26:00 PM

Rain(in.) = 0.42
Waterbody: Rouge River

Partially Treated (MG)
Dilute Raw Sewage (MG)
2.620

Cause: rain
EGLE Action: Long-term Control Program

MG = million gallons
CSO Discharges are as a result of wet weather. Dry weather CSO discharges are classified as SSOs.

MICHIGAN DEPARTMENT OF ENVIRONMENT, GREAT LAKES, AND ENERGY

Combined Sewer Overflow Detail Report
January 1 - December 31, 2019

GLWA WRRF

Submission ID. **HNR-6XNA-8MENH**
Permit **MI0022802**
Outfall **068**

Start Day	Start Time	End Day	End Time
7/6/2019	12:53:00 PM	7/6/2019	6:40:00 PM

Rain(in.) = 0.42
Waterbody: Rouge River

Partially Treated (MG)

Dilute Raw Sewage (MG)
0.001

Cause: rain
EGLE Action: Long-term Control Program

GLWA WRRF

Submission ID. **HNR-6XNA-8MENH**
Permit **MI0022802**
Outfall **063**

Start Day	Start Time	End Day	End Time
7/6/2019	1:05:00 PM	7/6/2019	6:54:00 PM

Rain(in.) = 0.42
Waterbody: Rouge River

Partially Treated (MG)

Dilute Raw Sewage (MG)
0.070

Cause: rain
EGLE Action: Long-term Control Program

GLWA WRRF

Submission ID. **HNR-6XNA-8MENH**
Permit **MI0022802**
Outfall **067**

Start Day	Start Time	End Day	End Time
7/6/2019	1:07:00 PM	7/6/2019	8:37:00 PM

Rain(in.) = 0.42
Waterbody: Rouge River

Partially Treated (MG)

Dilute Raw Sewage (MG)
0.570

Cause: rain
EGLE Action: Long-term Control Program

MG = million gallons
CSO Discharges are as a result of wet weather. Dry weather CSO discharges are classified as SSOs.

MICHIGAN DEPARTMENT OF ENVIRONMENT, GREAT LAKES, AND ENERGY

Combined Sewer Overflow Detail Report
January 1 - December 31, 2019

GLWA WRRF

Submission ID. **HNR-6XNA-8MENH**
Permit **MI0022802**
Outfall **059**

Start Day	Start Time	End Day	End Time
7/6/2019	1:11:00 PM	7/6/2019	5:25:00 PM

Rain(in.) = 0.42
Waterbody: Rouge River

Partially Treated (MG)

Dilute Raw Sewage (MG)
1.730

Cause: rain
EGLE Action: Long-term Control Program

GLWA WRRF

Submission ID. **HNR-6XNA-8MENH**
Permit **MI0022802**
Outfall **062**

Start Day	Start Time	End Day	End Time
7/6/2019	1:15:00 PM	7/6/2019	4:46:00 PM

Rain(in.) = 0.42
Waterbody: Rouge River

Partially Treated (MG)

Dilute Raw Sewage (MG)
0.780

Cause: rain
EGLE Action: Long-term Control Program

GLWA WRRF

Submission ID. **HNR-6XNA-8MENH**
Permit **MI0022802**
Outfall **064**

Start Day	Start Time	End Day	End Time
7/6/2019	1:28:00 PM	7/6/2019	5:17:00 PM

Rain(in.) = 0.42
Waterbody: Rouge River

Partially Treated (MG)

Dilute Raw Sewage (MG)
3.130

Cause: rain
EGLE Action: Long-term Control Program

MG = million gallons
CSO Discharges are as a result of wet weather. Dry weather CSO discharges are classified as SSOs.

MICHIGAN DEPARTMENT OF ENVIRONMENT, GREAT LAKES, AND ENERGY

Combined Sewer Overflow Detail Report
January 1 - December 31, 2019

GLWA WRRF

Submission ID. **HNR-6XNA-8MENH**
Permit **MI0022802**
Outfall **075**

Start Day	Start Time	End Day	End Time
7/6/2019	3:49:00 PM	7/6/2019	5:28:00 PM

Rain(in.) = 0.42
Waterbody: Rouge River

Partially Treated (MG)
Dilute Raw Sewage (MG)
0.210

Cause: rain
EGLE Action: Long-term Control Program

GLWA WRRF

Submission ID. **HNR-6XNA-8MENH**
Permit **MI0022802**
Outfall **074**

Start Day	Start Time	End Day	End Time
7/6/2019	3:54:00 PM	7/6/2019	7:31:00 PM

Rain(in.) = 0.42
Waterbody: Rouge River

Partially Treated (MG)
Dilute Raw Sewage (MG)
16.320

Cause: rain
EGLE Action: Long-term Control Program

GLWA WRRF

Submission ID. **HNR-6XNA-8MENH**
Permit **MI0022802**
Outfall **060**

Start Day	Start Time	End Day	End Time
7/6/2019	4:05:00 PM	7/6/2019	7:01:00 PM

Rain(in.) = 0.42
Waterbody: Rouge River

Partially Treated (MG)
Dilute Raw Sewage (MG)
46.270

Cause: rain
EGLE Action: Long-term Control Program

MG = million gallons
CSO Discharges are as a result of wet weather. Dry weather CSO discharges are classified as SSOs.

MICHIGAN DEPARTMENT OF ENVIRONMENT, GREAT LAKES, AND ENERGY

Combined Sewer Overflow Detail Report
January 1 - December 31, 2019

GLWA WRRF

Submission ID. **HNR-6XNA-8MENH**
Permit **MI0022802**
Outfall **069**

Start Day	Start Time	End Day	End Time
7/6/2019	4:25:00 PM	7/6/2019	5:35:00 PM

Rain(in.) = 0.42
Waterbody: Rouge River

Partially Treated (MG)

Dilute Raw Sewage (MG)
3.800

Cause: rain
EGLE Action: Long-term Control Program

GLWA WRRF

Submission ID. **HNR-6XNA-8MENH**
Permit **MI0022802**
Outfall **019**

Start Day	Start Time	End Day	End Time
7/6/2019	6:12:00 PM	7/6/2019	6:35:00 PM

Rain(in.) = 0.42
Waterbody: Detroit River

Partially Treated (MG)

Dilute Raw Sewage (MG)
0.001

Cause: rain
EGLE Action: Long-term Control Program

GLWA WRRF

Submission ID. **HNR-6XNA-8MENH**
Permit **MI0022802**
Outfall **023**

Start Day	Start Time	End Day	End Time
7/6/2019	6:27:00 PM	7/6/2019	6:36:00 PM

Rain(in.) = 0.42
Waterbody: Detroit River

Partially Treated (MG)

Dilute Raw Sewage (MG)
0.001

Cause: rain
EGLE Action: Long-term Control Program

MG = million gallons
CSO Discharges are as a result of wet weather. Dry weather CSO discharges are classified as SSOs.

MICHIGAN DEPARTMENT OF ENVIRONMENT, GREAT LAKES, AND ENERGY

Combined Sewer Overflow Detail Report
January 1 - December 31, 2019

GLWA WRRF

Submission ID. **HNR-6XNA-8MENH**
Permit **MI0022802**
Outfall **025**

Start Day	Start Time	End Day	End Time
7/6/2019	6:33:00 PM	7/6/2019	7:03:00 PM

Rain(in.) = 0.42
Waterbody: Detroit River

Partially Treated (MG)
Dilute Raw Sewage (MG)
0.001

Cause: rain
EGLE Action: Long-term Control Program

GLWA WRRF

Submission ID. **HNR-6XNA-8MENH**
Permit **MI0022802**
Outfall **012**

Start Day	Start Time	End Day	End Time
7/6/2019	6:44:00 PM	7/6/2019	7:13:00 PM

Rain(in.) = 0.42
Waterbody: Detroit River

Partially Treated (MG)
Dilute Raw Sewage (MG)
0.001

Cause: rain
EGLE Action: Long-term Control Program

GLWA WRRF

Submission ID. **HNR-9HWC-NVNX8**
Outfall **063**

Start Day	Start Time	End Day	End Time
7/15/2019	6:46:00 PM	7/21/2019	5:56:00 AM

Rain(in.) = 2.09
Waterbody: Rouge River

Partially Treated (MG)
Dilute Raw Sewage (MG)
0.370

Cause: Rain
EGLE Action: Long-term Control Program

MG = million gallons
CSO Discharges are as a result of wet weather. Dry weather CSO discharges are classified as SSOs.

MICHIGAN DEPARTMENT OF ENVIRONMENT, GREAT LAKES, AND ENERGY

Combined Sewer Overflow Detail Report
January 1 - December 31, 2019

GLWA WRRF

Submission ID. **HNR-9HWC-NVNX8**

Start Day	Start Time	End Day	End Time
7/15/2019	6:54:00 PM	7/21/2019	7:03:00 AM

Rain(in.) = 2.09

Waterbody: Rouge River

Outfall **068**

Partially Treated (MG)

Dilute Raw Sewage (MG)

11.200

Cause: Rain

EGLE Action: Long-term Control Program

GLWA WRRF

Submission ID. **HNR-9HWC-NVNX8**

Start Day	Start Time	End Day	End Time
7/15/2019	6:55:00 PM	7/21/2019	6:45:00 AM

Rain(in.) = 2.09

Waterbody: Rouge River

Outfall **067**

Partially Treated (MG)

Dilute Raw Sewage (MG)

2.680

Cause: Rain

EGLE Action: Long-term Control Program

GLWA WRRF

Submission ID. **HNR-9HWC-NVNX8**

Start Day	Start Time	End Day	End Time
7/15/2019	6:59:00 PM	7/19/2019	5:08:00 PM

Rain(in.) = 2.09

Waterbody: Rouge River

Outfall **059**

Partially Treated (MG)

Dilute Raw Sewage (MG)

2.030

Cause: Rain

EGLE Action: Long-term Control Program

MG = million gallons

CSO Discharges are as a result of wet weather. Dry weather CSO discharges are classified as SSOs.

MICHIGAN DEPARTMENT OF ENVIRONMENT, GREAT LAKES, AND ENERGY

Combined Sewer Overflow Detail Report
January 1 - December 31, 2019

GLWA WRRF

Submission ID. **HNR-9HWC-NVNX8**

Start Day	Start Time	End Day	End Time
7/15/2019	7:07:00 PM	7/15/2019	8:57:00 PM

Rain(in.) = 2.09

Waterbody: Rouge River

Outfall **060**

Partially Treated (MG)

Dilute Raw Sewage (MG)

1.250

Cause: Rain

EGLE Action: Long-term Control Program

GLWA WRRF

Submission ID. **HNR-9HWC-NVNX8**

Start Day	Start Time	End Day	End Time
7/15/2019	7:07:00 PM	7/21/2019	5:51:00 AM

Rain(in.) = 2.09

Waterbody: Rouge River

Outfall **062**

Partially Treated (MG)

Dilute Raw Sewage (MG)

1.790

Cause: Rain

EGLE Action: Long-term Control Program

GLWA WRRF

Submission ID. **HNR-9HWC-NVNX8**

Start Day	Start Time	End Day	End Time
7/15/2019	7:54:00 PM	7/16/2019	8:37:00 PM

Rain(in.) = 2.09

Waterbody: Rouge River

Outfall **064**

Partially Treated (MG)

Dilute Raw Sewage (MG)

1.010

Cause: Rain

EGLE Action: Long-term Control Program

MG = million gallons

CSO Discharges are as a result of wet weather. Dry weather CSO discharges are classified as SSOs.

MICHIGAN DEPARTMENT OF ENVIRONMENT, GREAT LAKES, AND ENERGY

Combined Sewer Overflow Detail Report
January 1 - December 31, 2019

GLWA WRRF

Submission ID. **HNR-9HWC-NVNX8**

Start Day	Start Time	End Day	End Time
7/15/2019	8:38:00 PM	7/23/2019	6:56:00 PM

Rain(in.) = 2.09

Waterbody: Detroit River

Outfall **005**

Partially Treated (MG)

Dilute Raw Sewage (MG)

5.450

Cause: Rain

EGLE Action: Long-term Control Program

GLWA WRRF

Submission ID. **HNR-9HWC-NVNX8**

Start Day	Start Time	End Day	End Time
7/20/2019	6:42:00 PM	7/23/2019	5:39:00 PM

Rain(in.) = 2.09

Waterbody: Detroit River

Outfall **019**

Partially Treated (MG)

Dilute Raw Sewage (MG)

0.001

Cause: Rain

EGLE Action: Long-term Control Program

GLWA WRRF

Submission ID. **HNR-MCN2-XCD4E**

Start Day	Start Time	End Day	End Time
7/29/2019	3:26:00 PM	7/29/2019	3:39:00 PM

Rain(in.) = 0.06

Waterbody: Rouge River

Outfall **068**

Partially Treated (MG)

Dilute Raw Sewage (MG)

0.390

Cause: Rain

EGLE Action: Long-term Control Program

MG = million gallons

CSO Discharges are as a result of wet weather. Dry weather CSO discharges are classified as SSOs.

MICHIGAN DEPARTMENT OF ENVIRONMENT, GREAT LAKES, AND ENERGY

Combined Sewer Overflow Detail Report
January 1 - December 31, 2019

GLWA WRRF

Submission ID. **HNR-MCN2-XCD4E**

Start Day	Start Time	End Day	End Time
7/29/2019	3:29:00 PM	7/29/2019	4:10:00 PM

Rain(in.) = 0.06

Waterbody: Rouge River

Outfall **079**

Partially Treated (MG)

Dilute Raw Sewage (MG)

0.920

Cause: Rain

EGLE Action: Long-term Control Program

GLWA WRRF

Submission ID. **HNR-MCN2-XCD4E**

Start Day	Start Time	End Day	End Time
7/29/2019	3:39:00 PM	7/29/2019	4:34:00 PM

Rain(in.) = 0.06

Waterbody: Rouge River

Outfall **067**

Partially Treated (MG)

Dilute Raw Sewage (MG)

0.010

Cause: Rain

EGLE Action: Long-term Control Program

GLWA WRRF

Submission ID. **HNR-S8CT-E6Q83**

Permit **MI0022802**

Start Day	Start Time	End Day	End Time
8/4/2019	5:42:00 PM	8/4/2019	6:57:00 PM

Rain(in.) = 0.29

Waterbody: Detroit River

Outfall **005**

Partially Treated (MG)

Dilute Raw Sewage (MG)

1.080

Cause: Rain

EGLE Action: Long-term Control Program

MG = million gallons

CSO Discharges are as a result of wet weather. Dry weather CSO discharges are classified as SSOs.

MICHIGAN DEPARTMENT OF ENVIRONMENT, GREAT LAKES, AND ENERGY

Combined Sewer Overflow Detail Report
January 1 - December 31, 2019

GLWA WRRF

Submission ID. **HNR-S8CT-E6Q83**
Permit **MI0022802**
Outfall **007**

Start Day	Start Time	End Day	End Time
8/4/2019	5:48:00 PM	8/4/2019	6:18:00 PM

Rain(in.) = 0.29
Waterbody: Detroit River

Partially Treated (MG)
Dilute Raw Sewage (MG)
0.670

Cause: Rain
EGLE Action: Long-term Control Program

GLWA WRRF

Submission ID. **HNS-49T1-F363T**
Outfall **019**

Start Day	Start Time	End Day	End Time
8/18/2019	7:53:00 PM	8/18/2019	8:21:00 PM

Rain(in.) = 0.57
Waterbody: Detroit River

Partially Treated (MG)
Dilute Raw Sewage (MG)
0.080

Cause: Rain
EGLE Action: Long-term Control Program

GLWA WRRF

Submission ID. **HNS-49T1-F363T**
Outfall **008**

Start Day	Start Time	End Day	End Time
8/18/2019	7:55:00 PM	8/18/2019	8:35:00 PM

Rain(in.) = 0.57
Waterbody: Detroit River

Partially Treated (MG)
Dilute Raw Sewage (MG)
1.800

Cause: Rain
EGLE Action: Long-term Control Program

MG = million gallons
CSO Discharges are as a result of wet weather. Dry weather CSO discharges are classified as SSOs.

MICHIGAN DEPARTMENT OF ENVIRONMENT, GREAT LAKES, AND ENERGY

Combined Sewer Overflow Detail Report
January 1 - December 31, 2019

GLWA WRRF

Submission ID. **HNS-49T1-F363T**

Start Day	Start Time	End Day	End Time
8/18/2019	7:58:00 PM	8/18/2019	9:29:00 PM

Rain(in.) = 0.57

Waterbody: Detroit River

Outfall **007**

Partially Treated (MG)

Dilute Raw Sewage (MG)

1.620

Cause: Rain

EGLE Action: Long-term Control Program

GLWA WRRF

Submission ID. **HNS-49T1-F363T**

Start Day	Start Time	End Day	End Time
8/18/2019	8:05:00 PM	8/18/2019	8:30:00 PM

Rain(in.) = 0.57

Waterbody: Rouge River

Outfall **059**

Partially Treated (MG)

Dilute Raw Sewage (MG)

0.560

Cause: Rain

EGLE Action: Long-term Control Program

GLWA WRRF

Submission ID. **HNS-49T1-F363T**

Start Day	Start Time	End Day	End Time
8/18/2019	8:11:00 PM	8/18/2019	11:41:00 PM

Rain(in.) = 0.57

Waterbody: Detroit River

Outfall **005**

Partially Treated (MG)

Dilute Raw Sewage (MG)

2.490

Cause: Rain

EGLE Action: Long-term Control Program

MG = million gallons

CSO Discharges are as a result of wet weather. Dry weather CSO discharges are classified as SSOs.

MICHIGAN DEPARTMENT OF ENVIRONMENT, GREAT LAKES, AND ENERGY

Combined Sewer Overflow Detail Report
January 1 - December 31, 2019

GLWA WRRF

Submission ID. **HNS-49T1-F363T**

Start Day	Start Time	End Day	End Time
8/18/2019	9:24:00 PM	8/18/2019	10:18:00 PM

Rain(in.) = 0.57

Waterbody: Rouge River

Outfall **067**

Partially Treated (MG)

Dilute Raw Sewage (MG)

0.800

Cause: Rain

EGLE Action: Long-term Control Program

GLWA WRRF

Submission ID. **HNS-5XA2-GYE5G**

Permit **MI0022802**

Outfall **063**

Start Day	Start Time	End Day	End Time
8/20/2019	7:30:00 PM	8/20/2019	8:20:00 PM

Rain(in.) = 0.05

Waterbody: Rouge River

Partially Treated (MG)

Dilute Raw Sewage (MG)

0.220

Cause: Rain

EGLE Action: Long-term Control Program

GLWA WRRF

Submission ID. **HNS-5XA2-GYE5G**

Permit **MI0022802**

Outfall **062**

Start Day	Start Time	End Day	End Time
8/20/2019	7:36:00 PM	8/20/2019	8:02:00 PM

Rain(in.) = 0.05

Waterbody: Rouge River

Partially Treated (MG)

Dilute Raw Sewage (MG)

0.280

Cause: Rain

EGLE Action: Long-term Control Program

MG = million gallons

CSO Discharges are as a result of wet weather. Dry weather CSO discharges are classified as SSOs.

MICHIGAN DEPARTMENT OF ENVIRONMENT, GREAT LAKES, AND ENERGY

Combined Sewer Overflow Detail Report
January 1 - December 31, 2019

GLWA WRRF

Submission ID. **HNS-5XA2-GYE5G**
Permit **MI0022802**
Outfall **067**

Start Day	Start Time	End Day	End Time
8/20/2019	7:38:00 PM	8/20/2019	8:38:00 PM

Rain(in.) = 0.05
Waterbody: Rouge River

Partially Treated (MG)
Dilute Raw Sewage (MG)
0.910

Cause: Rain
EGLE Action: Long-term Control Program

GLWA WRRF

Submission ID. **HNS-AH8A-KGAZA**
Outfall **063**

Start Day	Start Time	End Day	End Time
8/26/2019	6:52:00 PM	8/27/2019	7:17:00 AM

Rain(in.) = 0.81
Waterbody: Rouge River

Partially Treated (MG)
Dilute Raw Sewage (MG)
0.510

Cause: Rain
EGLE Action: Long-term Control Program

GLWA WRRF

Submission ID. **HNS-AH8A-KGAZA**
Outfall **059**

Start Day	Start Time	End Day	End Time
8/26/2019	7:07:00 PM	8/27/2019	8:00:00 AM

Rain(in.) = 0.81
Waterbody: Rouge River

Partially Treated (MG)
Dilute Raw Sewage (MG)
2.290

Cause: Rain
EGLE Action: Long-term Control Program

MG = million gallons
CSO Discharges are as a result of wet weather. Dry weather CSO discharges are classified as SSOs.

MICHIGAN DEPARTMENT OF ENVIRONMENT, GREAT LAKES, AND ENERGY

Combined Sewer Overflow Detail Report
January 1 - December 31, 2019

GLWA WRRF

Submission ID. **HNS-AH8A-KGAZA**

Start Day	Start Time	End Day	End Time
8/26/2019	7:14:00 PM	8/27/2019	7:15:00 AM

Rain(in.) = 0.81

Waterbody: Rouge River

Outfall **067**

Partially Treated (MG)

Dilute Raw Sewage (MG)

1.010

Cause: Rain

EGLE Action: Long-term Control Program

GLWA WRRF

Submission ID. **HNS-AH8A-KGAZA**

Start Day	Start Time	End Day	End Time
8/26/2019	8:03:00 PM	8/27/2019	11:51:00 AM

Rain(in.) = 0.81

Waterbody: Rouge River

Outfall **064**

Partially Treated (MG)

Dilute Raw Sewage (MG)

36.540

Cause: Rain

EGLE Action: Long-term Control Program

GLWA WRRF

Submission ID. **HNS-AH8A-KGAZA**

Start Day	Start Time	End Day	End Time
8/27/2019	6:10:00 AM	8/27/2019	6:37:00 AM

Rain(in.) = 0.81

Waterbody: Rouge River

Outfall **068**

Partially Treated (MG)

Dilute Raw Sewage (MG)

0.640

Cause: Rain

EGLE Action: Long-term Control Program

MG = million gallons

CSO Discharges are as a result of wet weather. Dry weather CSO discharges are classified as SSOs.

MICHIGAN DEPARTMENT OF ENVIRONMENT, GREAT LAKES, AND ENERGY

Combined Sewer Overflow Detail Report
January 1 - December 31, 2019

GLWA WRRF

Submission ID. **HNS-AH8A-KGAZA**

Start Day	Start Time	End Day	End Time
8/27/2019	6:27:00 AM	8/27/2019	6:58:00 AM

Rain(in.) = 0.81

Waterbody: Rouge River

Outfall **062**

Partially Treated (MG)

Dilute Raw Sewage (MG)

0.290

Cause: Rain

EGLE Action: Long-term Control Program

GLWA WRRF

Submission ID. **HNS-AH8A-KGAZA**

Start Day	Start Time	End Day	End Time
8/27/2019	7:18:00 AM	8/27/2019	7:53:00 AM

Rain(in.) = 0.81

Waterbody: Detroit River

Outfall **007**

Partially Treated (MG)

Dilute Raw Sewage (MG)

0.630

Cause: Rain

EGLE Action: Long-term Control Program

GLWA WRRF

Submission ID. **HNS-GH6R-F0E94**

Start Day	Start Time	End Day	End Time
9/1/2019	9:35:00 AM	9/2/2019	6:36:00 PM

Rain(in.) = 0.5

Waterbody: Rouge River

Outfall **067**

Partially Treated (MG)

Dilute Raw Sewage (MG)

1.030

Cause: Rain

EGLE Action: Long-term Control Program

MG = million gallons

CSO Discharges are as a result of wet weather. Dry weather CSO discharges are classified as SSOs.

MICHIGAN DEPARTMENT OF ENVIRONMENT, GREAT LAKES, AND ENERGY

Combined Sewer Overflow Detail Report
January 1 - December 31, 2019

GLWA WRRF

Submission ID. **HNS-GH6R-F0E94**

Start Day	Start Time	End Day	End Time
9/1/2019	10:36:00 AM	9/2/2019	5:20:00 PM

Rain(in.) = 0.5

Waterbody: Rouge River

Outfall **079**

Partially Treated (MG)

Dilute Raw Sewage (MG)

1.020

Cause: Rain

EGLE Action: Long-term Control Program

GLWA WRRF

Submission ID. **HNS-GH6R-F0E94**

Start Day	Start Time	End Day	End Time
9/2/2019	5:05:00 PM	9/2/2019	5:20:00 PM

Rain(in.) = 0.5

Waterbody: Detroit River

Outfall **019**

Partially Treated (MG)

Dilute Raw Sewage (MG)

0.001

Cause: Rain

EGLE Action: Long-term Control Program

GLWA WRRF

Submission ID. **HNS-GH6R-F0E94**

Start Day	Start Time	End Day	End Time
9/2/2019	5:08:00 PM	9/2/2019	5:23:00 PM

Rain(in.) = 0.5

Waterbody: Detroit River

Outfall **016**

Partially Treated (MG)

Dilute Raw Sewage (MG)

0.130

Cause: Rain

EGLE Action: Long-term Control Program

MG = million gallons

CSO Discharges are as a result of wet weather. Dry weather CSO discharges are classified as SSOs.

MICHIGAN DEPARTMENT OF ENVIRONMENT, GREAT LAKES, AND ENERGY

Combined Sewer Overflow Detail Report
January 1 - December 31, 2019

GLWA WRRF

Submission ID. **HNS-GH6R-F0E94**

Start Day	Start Time	End Day	End Time
9/2/2019	5:21:00 PM	9/2/2019	6:16:00 PM

Rain(in.) = 0.5

Waterbody: Detroit River

Outfall **022**

Partially Treated (MG)

Dilute Raw Sewage (MG)

0.001

Cause: Rain

EGLE Action: Long-term Control Program

GLWA WRRF

Submission ID. **HNS-NVH6-C5ZF8**

Start Day	Start Time	End Day	End Time
9/3/2019	11:42:00 PM	9/4/2019	12:38:00 AM

Rain(in.) = 0.25

Waterbody: Rouge River

Outfall **068**

Partially Treated (MG)

Dilute Raw Sewage (MG)

1.320

Cause: Rain

EGLE Action: Long-term Control Program

GLWA WRRF

Submission ID. **HNS-H5VM-H4S1Z**

Start Day	Start Time	End Day	End Time
9/3/2019	11:54:00 PM	9/4/2019	2:14:00 AM

Rain(in.) = 0.25

Waterbody: Rouge River

Outfall **067**

Partially Treated (MG)

Dilute Raw Sewage (MG)

0.630

Cause: Rain

EGLE Action: Long-term Control Program

MG = million gallons

CSO Discharges are as a result of wet weather. Dry weather CSO discharges are classified as SSOs.

MICHIGAN DEPARTMENT OF ENVIRONMENT, GREAT LAKES, AND ENERGY

Combined Sewer Overflow Detail Report
January 1 - December 31, 2019

GLWA WRRF

Submission ID. **HNS-H5VM-H4S1Z**

Start Day	Start Time	End Day	End Time
9/4/2019	12:00:00 AM	9/4/2019	12:52:00 AM

Rain(in.) = 0.25

Waterbody: Rouge River

Outfall **063**

Partially Treated (MG)

Dilute Raw Sewage (MG)

0.230

Cause: Rain

EGLE Action: Long-term Control Program

GLWA WRRF

Submission ID. **HNS-H5VM-H4S1Z**

Start Day	Start Time	End Day	End Time
9/4/2019	12:05:00 AM	9/4/2019	1:20:00 AM

Rain(in.) = 0.25

Waterbody: Rouge River

Outfall **079**

Partially Treated (MG)

Dilute Raw Sewage (MG)

0.790

Cause: Rain

EGLE Action: Long-term Control Program

GLWA WRRF

Submission ID. **HNS-H5VM-H4S1Z**

Start Day	Start Time	End Day	End Time
9/4/2019	12:10:00 AM	9/4/2019	12:51:00 AM

Rain(in.) = 0.25

Waterbody: Rouge River

Outfall **062**

Partially Treated (MG)

Dilute Raw Sewage (MG)

0.460

Cause: Rain

EGLE Action: Long-term Control Program

MG = million gallons

CSO Discharges are as a result of wet weather. Dry weather CSO discharges are classified as SSOs.

MICHIGAN DEPARTMENT OF ENVIRONMENT, GREAT LAKES, AND ENERGY

Combined Sewer Overflow Detail Report
January 1 - December 31, 2019

GLWA WRRF

Submission ID. **HNS-H5VM-H4S1Z**

Start Day	Start Time	End Day	End Time
9/4/2019	12:22:00 AM	9/4/2019	4:31:00 AM

Rain(in.) = 0.25

Waterbody: Rouge River

Outfall **064**

Partially Treated (MG)

Dilute Raw Sewage (MG)

5.590

Cause: Rain

EGLE Action: Long-term Control Program

GLWA WRRF

Submission ID. **HNS-H5VM-H4S1Z**

Start Day	Start Time	End Day	End Time
9/4/2019	12:23:00 AM	9/4/2019	1:03:00 AM

Rain(in.) = 0.25

Waterbody: Detroit River

Outfall **007**

Partially Treated (MG)

Dilute Raw Sewage (MG)

1.110

Cause: Rain

EGLE Action: Long-term Control Program

GLWA WRRF

Submission ID. **HNS-H5VM-H4S1Z**

Start Day	Start Time	End Day	End Time
9/4/2019	12:26:00 AM	9/4/2019	12:58:00 AM

Rain(in.) = 0.25

Waterbody: Rouge River

Outfall **059**

Partially Treated (MG)

Dilute Raw Sewage (MG)

0.660

Cause: Rain

EGLE Action: Long-term Control Program

MG = million gallons

CSO Discharges are as a result of wet weather. Dry weather CSO discharges are classified as SSOs.

MICHIGAN DEPARTMENT OF ENVIRONMENT, GREAT LAKES, AND ENERGY

Combined Sewer Overflow Detail Report
January 1 - December 31, 2019

GLWA WRRF

Submission ID. **HNS-H5VM-H4S1Z**

Start Day	Start Time	End Day	End Time
9/4/2019	12:32:00 AM	9/4/2019	12:37:00 AM

Rain(in.) = 0.25

Waterbody: Detroit River

Outfall **019**

Partially Treated (MG)

Dilute Raw Sewage (MG)

0.001

Cause: Rain

EGLE Action: Long-term Control Program

GLWA WRRF

Submission ID. **HNS-H5VM-H4S1Z**

Start Day	Start Time	End Day	End Time
9/4/2019	12:37:00 AM	9/4/2019	1:07:00 AM

Rain(in.) = 0.25

Waterbody: Detroit River

Outfall **005**

Partially Treated (MG)

Dilute Raw Sewage (MG)

0.140

Cause: Rain

EGLE Action: Long-term Control Program

GLWA WRRF

Submission ID. **HNS-H5VM-H4S1Z**

Start Day	Start Time	End Day	End Time
9/4/2019	12:43:00 AM	9/4/2019	1:28:00 AM

Rain(in.) = 0.25

Waterbody: Detroit River

Outfall **022**

Partially Treated (MG)

Dilute Raw Sewage (MG)

0.001

Cause: Rain

EGLE Action: Long-term Control Program

MG = million gallons

CSO Discharges are as a result of wet weather. Dry weather CSO discharges are classified as SSOs.

MICHIGAN DEPARTMENT OF ENVIRONMENT, GREAT LAKES, AND ENERGY

Combined Sewer Overflow Detail Report
January 1 - December 31, 2019

GLWA WRRF

Submission ID. **HNS-H5VM-H4S1Z**

Start Day	Start Time	End Day	End Time
9/4/2019	2:17:00 AM	9/4/2019	3:42:00 AM

Rain(in.) = 0.25

Waterbody: Rouge River

Outfall **060**

Partially Treated (MG)

Dilute Raw Sewage (MG)

7.320

Cause: Rain

EGLE Action: Long-term Control Program

GLWA WRRF

Submission ID. **HNS-Q2NX-0A00T**

Start Day	Start Time	End Day	End Time
9/11/2019	4:51:00 PM	9/11/2019	9:38:00 PM

Rain(in.) = 1.5

Waterbody: Rouge River

Outfall **068**

Partially Treated (MG)

Dilute Raw Sewage (MG)

1.730

Cause: Rain

EGLE Action: Long-term Control Program

GLWA WRRF

Submission ID. **HNS-Q2NX-0A00T**

Start Day	Start Time	End Day	End Time
9/11/2019	5:08:00 PM	9/11/2019	11:34:00 PM

Rain(in.) = 1.5

Waterbody: Rouge River

Outfall **059**

Partially Treated (MG)

Dilute Raw Sewage (MG)

4.640

Cause: Rain

EGLE Action: Long-term Control Program

MG = million gallons

CSO Discharges are as a result of wet weather. Dry weather CSO discharges are classified as SSOs.

MICHIGAN DEPARTMENT OF ENVIRONMENT, GREAT LAKES, AND ENERGY

Combined Sewer Overflow Detail Report
January 1 - December 31, 2019

GLWA WRRF

Submission ID. **HNS-Q2NX-0A00T**

Start Day	Start Time	End Day	End Time
9/11/2019	5:09:00 PM	9/12/2019	7:33:00 PM

Rain(in.) = 1.5

Waterbody: Rouge River

Outfall **064**

Partially Treated (MG)

Dilute Raw Sewage (MG)

23.470

Cause: Rain

EGLE Action: Long-term Control Program

GLWA WRRF

Submission ID. **HNS-Q2NX-0A00T**

Start Day	Start Time	End Day	End Time
9/11/2019	6:17:00 PM	9/13/2019	6:01:00 PM

Rain(in.) = 1.5

Waterbody: Detroit River

Outfall **007**

Partially Treated (MG)

Dilute Raw Sewage (MG)

23.430

Cause: Rain

EGLE Action: Long-term Control Program

GLWA WRRF

Submission ID. **HNS-Q2NX-0A00T**

Start Day	Start Time	End Day	End Time
9/11/2019	6:31:00 PM	9/13/2019	6:13:00 PM

Rain(in.) = 1.5

Waterbody: Detroit River

Outfall **005**

Partially Treated (MG)

Dilute Raw Sewage (MG)

5.190

Cause: Rain

EGLE Action: Long-term Control Program

MG = million gallons

CSO Discharges are as a result of wet weather. Dry weather CSO discharges are classified as SSOs.

MICHIGAN DEPARTMENT OF ENVIRONMENT, GREAT LAKES, AND ENERGY

Combined Sewer Overflow Detail Report
January 1 - December 31, 2019

GLWA WRRF

Submission ID. **HNS-Q2NX-0A00T**

Start Day	Start Time	End Day	End Time
9/11/2019	7:55:00 PM	9/11/2019	9:48:00 PM

Rain(in.) = 1.5

Waterbody: Rouge River

Outfall **063**

Partially Treated (MG)

Dilute Raw Sewage (MG)

0.110

Cause: Rain

EGLE Action: Long-term Control Program

GLWA WRRF

Submission ID. **HNS-Q2NX-0A00T**

Start Day	Start Time	End Day	End Time
9/11/2019	7:58:00 PM	9/12/2019	10:23:00 PM

Rain(in.) = 1.5

Waterbody: Rouge River

Outfall **067**

Partially Treated (MG)

Dilute Raw Sewage (MG)

12.860

Cause: Rain

EGLE Action: Long-term Control Program

GLWA WRRF

Submission ID. **HNS-Q2NX-0A00T**

Start Day	Start Time	End Day	End Time
9/11/2019	8:23:00 PM	9/11/2019	9:19:00 PM

Rain(in.) = 1.5

Waterbody: Detroit River

Outfall **033**

Partially Treated (MG)

Dilute Raw Sewage (MG)

2.400

Cause: Rain

EGLE Action: Long-term Control Program

MG = million gallons

CSO Discharges are as a result of wet weather. Dry weather CSO discharges are classified as SSOs.

MICHIGAN DEPARTMENT OF ENVIRONMENT, GREAT LAKES, AND ENERGY

Combined Sewer Overflow Detail Report
January 1 - December 31, 2019

GLWA WRRF

Submission ID. **HNS-Q2NX-0A00T**

Start Day	Start Time	End Day	End Time
9/11/2019	8:24:00 PM	9/12/2019	12:44:00 AM

Rain(in.) = 1.5

Waterbody: Rouge River

Outfall **060**

Partially Treated (MG)

Dilute Raw Sewage (MG)

1.090

Cause: Rain

EGLE Action: Long-term Control Program

GLWA WRRF

Submission ID. **HNS-Q2NX-0A00T**

Start Day	Start Time	End Day	End Time
9/11/2019	8:34:00 PM	9/11/2019	10:39:00 PM

Rain(in.) = 1.5

Waterbody: Detroit River

Outfall **019**

Partially Treated (MG)

Dilute Raw Sewage (MG)

2.710

Cause: Rain

EGLE Action: Long-term Control Program

GLWA WRRF

Submission ID. **HNS-Q2NX-0A00T**

Start Day	Start Time	End Day	End Time
9/11/2019	8:35:00 PM	9/11/2019	8:50:00 PM

Rain(in.) = 1.5

Waterbody: Detroit River

Outfall **021**

Partially Treated (MG)

Dilute Raw Sewage (MG)

0.480

Cause: Rain

EGLE Action: Long-term Control Program

MG = million gallons

CSO Discharges are as a result of wet weather. Dry weather CSO discharges are classified as SSOs.

MICHIGAN DEPARTMENT OF ENVIRONMENT, GREAT LAKES, AND ENERGY

Combined Sewer Overflow Detail Report
January 1 - December 31, 2019

GLWA WRRF

Submission ID. **HNS-Q2NX-0A00T**

Start Day	Start Time	End Day	End Time
9/11/2019	8:38:00 PM	9/11/2019	9:08:00 PM

Rain(in.) = 1.5

Waterbody: Detroit River

Outfall **031**

Partially Treated (MG)

Dilute Raw Sewage (MG)

3.060

Cause: Rain

EGLE Action: Long-term Control Program

GLWA WRRF

Submission ID. **HNS-Q2NX-0A00T**

Start Day	Start Time	End Day	End Time
9/11/2019	9:36:00 PM	9/13/2019	6:33:00 PM

Rain(in.) = 1.5

Waterbody: Rouge River

Outfall **079**

Partially Treated (MG)

Dilute Raw Sewage (MG)

5.330

Cause: Rain

EGLE Action: Long-term Control Program

GLWA WRRF

Submission ID. **HNS-Q2NX-0A00T**

Start Day	Start Time	End Day	End Time
9/11/2019	9:48:00 PM	9/11/2019	10:11:00 PM

Rain(in.) = 1.5

Waterbody: Rouge River

Outfall **062**

Partially Treated (MG)

Dilute Raw Sewage (MG)

0.000

Cause: Rain

EGLE Action: Long-term Control Program

MG = million gallons

CSO Discharges are as a result of wet weather. Dry weather CSO discharges are classified as SSOs.

MICHIGAN DEPARTMENT OF ENVIRONMENT, GREAT LAKES, AND ENERGY

Combined Sewer Overflow Detail Report
January 1 - December 31, 2019

GLWA WRRF

Submission ID. **HNS-Q2NX-0A00T**

Start Day	Start Time	End Day	End Time
9/11/2019	9:57:00 PM	9/11/2019	10:07:00 PM

Rain(in.) = 1.5

Waterbody: Rouge River

Outfall **077**

Partially Treated (MG)

Dilute Raw Sewage (MG)

0.210

Cause: Rain

EGLE Action: Long-term Control Program

GLWA WRRF

Submission ID. **HNS-Q2NX-0A00T**

Start Day	Start Time	End Day	End Time
9/11/2019	10:03:00 PM	9/11/2019	10:39:00 PM

Rain(in.) = 1.5

Waterbody: Detroit River

Outfall **011**

Partially Treated (MG)

Dilute Raw Sewage (MG)

0.420

Cause: Rain

EGLE Action: Long-term Control Program

GLWA WRRF

Submission ID. **HNS-Q2NX-0A00T**

Start Day	Start Time	End Day	End Time
9/11/2019	10:03:00 PM	9/11/2019	11:23:00 PM

Rain(in.) = 1.5

Waterbody: Detroit River

Outfall **012**

Partially Treated (MG)

Dilute Raw Sewage (MG)

23.290

Cause: Rain

EGLE Action: Long-term Control Program

MG = million gallons

CSO Discharges are as a result of wet weather. Dry weather CSO discharges are classified as SSOs.

MICHIGAN DEPARTMENT OF ENVIRONMENT, GREAT LAKES, AND ENERGY

Combined Sewer Overflow Detail Report
January 1 - December 31, 2019

GLWA WRRF

Submission ID. **HNS-Q2NX-0A00T**

Start Day	Start Time	End Day	End Time
9/11/2019	10:09:00 PM	9/12/2019	11:49:00 AM

Rain(in.) = 1.5

Waterbody: Rouge River

Outfall **074**

Partially Treated (MG)

Dilute Raw Sewage (MG)

2.250

Cause: Rain

EGLE Action: Long-term Control Program

GLWA WRRF

Submission ID. **HNS-Q2NX-0A00T**

Start Day	Start Time	End Day	End Time
9/11/2019	10:12:00 PM	9/11/2019	10:27:00 PM

Rain(in.) = 1.5

Waterbody: Detroit River

Outfall **016**

Partially Treated (MG)

Dilute Raw Sewage (MG)

0.610

Cause: Rain

EGLE Action: Long-term Control Program

GLWA WRRF

Submission ID. **HNS-Q2NX-0A00T**

Start Day	Start Time	End Day	End Time
9/11/2019	10:12:00 PM	9/11/2019	10:27:00 PM

Rain(in.) = 1.5

Waterbody: Detroit River

Outfall **018**

Partially Treated (MG)

Dilute Raw Sewage (MG)

0.001

Cause: Rain

EGLE Action: Long-term Control Program

MG = million gallons

CSO Discharges are as a result of wet weather. Dry weather CSO discharges are classified as SSOs.

MICHIGAN DEPARTMENT OF ENVIRONMENT, GREAT LAKES, AND ENERGY

Combined Sewer Overflow Detail Report
January 1 - December 31, 2019

GLWA WRRF

Submission ID. **HNS-Q2NX-0A00T**

Start Day	Start Time	End Day	End Time
9/12/2019	8:12:00 PM	9/12/2019	8:17:00 PM

Rain(in.) = 1.5

Waterbody: Detroit River

Outfall **008**

Partially Treated (MG)

Dilute Raw Sewage (MG)

0.210

Cause: Rain

EGLE Action: Long-term Control Program

GLWA WRRF

Submission ID. **HNT-3J9T-YXBBM**

Start Day	Start Time	End Day	End Time
9/28/2019	12:30:00 AM	9/29/2019	12:52:00 AM

Rain(in.) = 0.8

Waterbody: Rouge River

Outfall **068**

Partially Treated (MG)

Dilute Raw Sewage (MG)

8.020

Cause: Rain

EGLE Action: Long-term Control Program

GLWA WRRF

Submission ID. **HNT-3J9T-YXBBM**

Start Day	Start Time	End Day	End Time
9/28/2019	12:33:00 AM	9/28/2019	2:19:00 AM

Rain(in.) = 0.8

Waterbody: Rouge River

Outfall **063**

Partially Treated (MG)

Dilute Raw Sewage (MG)

0.000

Cause: Rain

EGLE Action: Long-term Control Program

MG = million gallons

CSO Discharges are as a result of wet weather. Dry weather CSO discharges are classified as SSOs.

MICHIGAN DEPARTMENT OF ENVIRONMENT, GREAT LAKES, AND ENERGY

Combined Sewer Overflow Detail Report
January 1 - December 31, 2019

GLWA WRRF

Submission ID. **HNT-3J9T-YXBBM**

Start Day	Start Time	End Day	End Time
9/28/2019	12:39:00 AM	9/29/2019	12:56:00 PM

Rain(in.) = 0.8

Waterbody: Rouge River

Outfall **067**

Partially Treated (MG)

Dilute Raw Sewage (MG)

0.470

Cause: Rain

EGLE Action: Long-term Control Program

GLWA WRRF

Submission ID. **HNT-3J9T-YXBBM**

Start Day	Start Time	End Day	End Time
9/28/2019	12:59:00 AM	9/29/2019	12:01:00 PM

Rain(in.) = 0.8

Waterbody: Rouge River

Outfall **079**

Partially Treated (MG)

Dilute Raw Sewage (MG)

3.750

Cause: Rain

EGLE Action: Long-term Control Program

GLWA WRRF

Submission ID. **HNT-3J9T-YXBBM**

Start Day	Start Time	End Day	End Time
9/28/2019	1:08:00 AM	9/28/2019	1:38:00 AM

Rain(in.) = 0.8

Waterbody: Rouge River

Outfall **059**

Partially Treated (MG)

Dilute Raw Sewage (MG)

0.560

Cause: Rain

EGLE Action: Long-term Control Program

MG = million gallons

CSO Discharges are as a result of wet weather. Dry weather CSO discharges are classified as SSOs.

MICHIGAN DEPARTMENT OF ENVIRONMENT, GREAT LAKES, AND ENERGY

Combined Sewer Overflow Detail Report
January 1 - December 31, 2019

GLWA WRRF

Submission ID. **HNT-3J9T-YXBBM**

Start Day	Start Time	End Day	End Time
9/28/2019	1:28:00 AM	9/28/2019	3:13:00 AM

Rain(in.) = 0.8

Waterbody: Rouge River

Outfall **074**

Partially Treated (MG)

Dilute Raw Sewage (MG)

1.890

Cause: Rain

EGLE Action: Long-term Control Program

GLWA WRRF

Submission ID. **HNT-3J9T-YXBBM**

Start Day	Start Time	End Day	End Time
9/28/2019	2:45:00 AM	9/28/2019	11:01:00 AM

Rain(in.) = 0.8

Waterbody: Rouge River

Outfall **061**

Partially Treated (MG)

Dilute Raw Sewage (MG)

0.001

Cause: Rain

EGLE Action: Long-term Control Program

GLWA WRRF

Submission ID. **HNT-3J9T-YXBBM**

Start Day	Start Time	End Day	End Time
9/28/2019	4:22:00 AM	9/28/2019	5:18:00 AM

Rain(in.) = 0.8

Waterbody: Rouge River

Outfall **060**

Partially Treated (MG)

Dilute Raw Sewage (MG)

0.000

Cause: Rain

EGLE Action: Long-term Control Program

MG = million gallons

CSO Discharges are as a result of wet weather. Dry weather CSO discharges are classified as SSOs.

MICHIGAN DEPARTMENT OF ENVIRONMENT, GREAT LAKES, AND ENERGY

Combined Sewer Overflow Detail Report
January 1 - December 31, 2019

GLWA WRRF

Submission ID. **HNT-7D76-XBXG0**

Start Day	Start Time	End Day	End Time
10/3/2019	3:26:00 AM	10/3/2019	5:15:00 AM

Rain(in.) = 0.95

Waterbody: Detroit River

Outfall **063**

Partially Treated (MG)

Dilute Raw Sewage (MG)

0.070

Cause: Rain

EGLE Action: Long-term Control Program

GLWA WRRF

Submission ID. **HNT-7D76-XBXG0**

Start Day	Start Time	End Day	End Time
10/3/2019	3:29:00 AM	10/3/2019	4:54:00 AM

Rain(in.) = 0.95

Waterbody: Rouge River

Outfall **067**

Partially Treated (MG)

Dilute Raw Sewage (MG)

0.380

Cause: Rain

EGLE Action: Long-term Control Program

GLWA WRRF

Submission ID. **HNT-7D76-XBXG0**

Start Day	Start Time	End Day	End Time
10/3/2019	3:37:00 AM	10/3/2019	5:12:00 AM

Rain(in.) = 0.95

Waterbody: Rouge River

Outfall **059**

Partially Treated (MG)

Dilute Raw Sewage (MG)

2.070

Cause: Rain

EGLE Action: Long-term Control Program

MG = million gallons

CSO Discharges are as a result of wet weather. Dry weather CSO discharges are classified as SSOs.

MICHIGAN DEPARTMENT OF ENVIRONMENT, GREAT LAKES, AND ENERGY

Combined Sewer Overflow Detail Report
January 1 - December 31, 2019

GLWA WRRF

Submission ID. **HNT-7D76-XBXG0**

Start Day	Start Time	End Day	End Time
10/3/2019	3:43:00 AM	10/3/2019	4:39:00 AM

Rain(in.) = 0.95

Waterbody: Detroit River

Outfall **062**

Partially Treated (MG)

Dilute Raw Sewage (MG)

0.000

Cause: Rain

EGLE Action: Long-term Control Program

GLWA WRRF

Submission ID. **HNT-7D76-XBXG0**

Start Day	Start Time	End Day	End Time
10/3/2019	3:50:00 AM	10/3/2019	4:20:00 AM

Rain(in.) = 0.95

Waterbody: Detroit River

Outfall **068**

Partially Treated (MG)

Dilute Raw Sewage (MG)

0.001

Cause: Rain

EGLE Action: Long-term Control Program

GLWA WRRF

Submission ID. **HNT-7D76-XBXG0**

Start Day	Start Time	End Day	End Time
10/3/2019	3:53:00 AM	10/3/2019	4:13:00 AM

Rain(in.) = 0.95

Waterbody: Rouge River

Outfall **079**

Partially Treated (MG)

Dilute Raw Sewage (MG)

1.800

Cause: Rain

EGLE Action: Long-term Control Program

MG = million gallons

CSO Discharges are as a result of wet weather. Dry weather CSO discharges are classified as SSOs.

MICHIGAN DEPARTMENT OF ENVIRONMENT, GREAT LAKES, AND ENERGY

Combined Sewer Overflow Detail Report
January 1 - December 31, 2019

GLWA WRRF

Submission ID. **HNT-7D76-XBXG0**

Start Day	Start Time	End Day	End Time
10/3/2019	4:11:00 AM	10/3/2019	4:31:00 AM

Rain(in.) = 0.95

Waterbody: Detroit River

Outfall **007**

Partially Treated (MG)

Dilute Raw Sewage (MG)

1.350

Cause: Rain

EGLE Action: Long-term Control Program

GLWA WRRF

Submission ID. **HNT-7D76-XBXG0**

Start Day	Start Time	End Day	End Time
10/3/2019	6:08:00 AM	10/3/2019	8:04:00 AM

Rain(in.) = 0.95

Waterbody: Rouge River

Outfall **060**

Partially Treated (MG)

Dilute Raw Sewage (MG)

0.000

Cause: Rain

EGLE Action: Long-term Control Program

GLWA WRRF

Submission ID. **HNT-TFT1-XGQC4**

Start Day	Start Time	End Day	End Time
10/26/2019	4:50:00 PM	10/26/2019	10:20:00 PM

Rain(in.) = 1.38

Waterbody: Rouge River

Outfall **063**

Partially Treated (MG)

Dilute Raw Sewage (MG)

0.001

Cause: Rain; THE SITE EXPERIENCED AN INSTRUMENTATION ERROR DUE TO THE INSTRUMENTS NOT WORKING PROPERLY AT THAT TIME

EGLE Action: Long-term Control Program

MG = million gallons

CSO Discharges are as a result of wet weather. Dry weather CSO discharges are classified as SSOs.

MICHIGAN DEPARTMENT OF ENVIRONMENT, GREAT LAKES, AND ENERGY

Combined Sewer Overflow Detail Report
January 1 - December 31, 2019

GLWA WRRF

Submission ID. **HNT-TFT1-XGQC4**

Start Day	Start Time	End Day	End Time
10/26/2019	6:29:00 PM	10/26/2019	10:06:00 PM

Rain(in.) = 1.38

Waterbody: Rouge River

Outfall **067**

Partially Treated (MG)

Dilute Raw Sewage (MG)

0.970

Cause: Rain

EGLE Action: Long-term Control Program

GLWA WRRF

Submission ID. **HNS-H1EF-WVG4T**

Permit **MI0022802**

Outfall **059**

Start Day	Start Time	End Day	End Time
10/26/2019	6:45:00 PM	10/26/2019	10:06:00 PM

Rain(in.) = 1.38

Waterbody: Rouge River

Partially Treated (MG)

Dilute Raw Sewage (MG)

4.150

Cause: Rain

EGLE Action: Long-term Control Program

GLWA WRRF

Submission ID. **HNS-H1EF-WVG4T**

Permit **MI0022802**

Outfall **062**

Start Day	Start Time	End Day	End Time
10/26/2019	6:45:00 PM	10/26/2019	10:06:00 PM

Rain(in.) = 1.38

Waterbody: Rouge River

Partially Treated (MG)

Dilute Raw Sewage (MG)

0.001

Cause: Rain; THE SITE EXPERIENCED AN INSTRUMENTATION ERROR DUE TO THE INSTRUMENTS NOT WORKING PROPERLY AT THAT TIME

EGLE Action: Long-term Control Program

MG = million gallons

CSO Discharges are as a result of wet weather. Dry weather CSO discharges are classified as SSOs.

MICHIGAN DEPARTMENT OF ENVIRONMENT, GREAT LAKES, AND ENERGY

Combined Sewer Overflow Detail Report
January 1 - December 31, 2019

GLWA WRRF

Submission ID. **HNT-TFT1-XGQC4**

Start Day	Start Time	End Day	End Time
10/26/2019	8:00:00 PM	10/27/2019	11:26:00 AM

Rain(in.) = 1.38

Waterbody: Rouge River

Outfall **074**

Partially Treated (MG)

Dilute Raw Sewage (MG)

20.370

Cause: Rain

EGLE Action: Long-term Control Program

GLWA WRRF

Submission ID. **HNT-TFT1-XGQC4**

Start Day	Start Time	End Day	End Time
10/26/2019	8:05:00 PM	10/27/2019	1:45:00 AM

Rain(in.) = 1.38

Waterbody: Rouge River

Outfall **060**

Partially Treated (MG)

Dilute Raw Sewage (MG)

10.880

Cause: Rain

EGLE Action: Long-term Control Program

GLWA WRRF

Submission ID. **HNT-TFT1-XGQC4**

Start Day	Start Time	End Day	End Time
10/26/2019	8:15:00 PM	10/26/2019	9:46:00 PM

Rain(in.) = 1.38

Waterbody: Rouge River

Outfall **068**

Partially Treated (MG)

Dilute Raw Sewage (MG)

0.001

Cause: Rain; THE SITE EXPERIENCED AN INSTRUMENTATION ERROR DUE TO THE INSTRUMENTS NOT WORKING PROPERLY AT THAT TIME

EGLE Action: Long-term Control Program

MG = million gallons

CSO Discharges are as a result of wet weather. Dry weather CSO discharges are classified as SSOs.

MICHIGAN DEPARTMENT OF ENVIRONMENT, GREAT LAKES, AND ENERGY

Combined Sewer Overflow Detail Report
January 1 - December 31, 2019

GLWA WRRF

Submission ID. **HNT-TFT1-XGQC4**

Start Day	Start Time	End Day	End Time
10/26/2019	8:22:00 PM	10/26/2019	9:57:00 PM

Rain(in.) = 1.38

Waterbody: Rouge River

Outfall **079**

Partially Treated (MG)

Dilute Raw Sewage (MG)

13.930

Cause: Rain

EGLE Action: Long-term Control Program

GLWA WRRF

Submission ID. **HNT-TFT1-XGQC4**

Start Day	Start Time	End Day	End Time
10/26/2019	8:31:00 PM	10/26/2019	9:11:00 PM

Rain(in.) = 1.38

Waterbody: Rouge River

Outfall **075**

Partially Treated (MG)

Dilute Raw Sewage (MG)

0.080

Cause: Rain

EGLE Action: Long-term Control Program

GLWA WRRF

Submission ID. **HNT-TFT1-XGQC4**

Start Day	Start Time	End Day	End Time
10/26/2019	8:32:00 PM	10/26/2019	10:01:00 PM

Rain(in.) = 1.38

Waterbody: Rouge River

Outfall **077**

Partially Treated (MG)

Dilute Raw Sewage (MG)

1.500

Cause: Rain

EGLE Action: Long-term Control Program

MG = million gallons

CSO Discharges are as a result of wet weather. Dry weather CSO discharges are classified as SSOs.

MICHIGAN DEPARTMENT OF ENVIRONMENT, GREAT LAKES, AND ENERGY

Combined Sewer Overflow Detail Report
January 1 - December 31, 2019

GLWA WRRF

Submission ID. **HNT-TFT1-XGQC4**

Start Day	Start Time	End Day	End Time
10/26/2019	8:51:00 PM	10/26/2019	10:51:00 PM

Rain(in.) = 1.38

Waterbody: Detroit River

Outfall **069**

Partially Treated (MG)

Dilute Raw Sewage (MG)

0.090

Cause: Rain

EGLE Action: Long-term Control Program

GLWA WRRF

Submission ID. **HNT-TFT1-XGQC4**

Start Day	Start Time	End Day	End Time
10/26/2019	8:59:00 PM	10/26/2019	11:24:00 PM

Rain(in.) = 1.38

Waterbody: Detroit River

Outfall **007**

Partially Treated (MG)

Dilute Raw Sewage (MG)

11.450

Cause: Rain

EGLE Action: Long-term Control Program

GLWA WRRF

Submission ID. **HNT-TFT1-XGQC4**

Start Day	Start Time	End Day	End Time
10/26/2019	9:02:00 PM	10/27/2019	12:03:00 AM

Rain(in.) = 1.38

Waterbody: Detroit River

Outfall **005**

Partially Treated (MG)

Dilute Raw Sewage (MG)

4.540

Cause: Rain

EGLE Action: Long-term Control Program

MG = million gallons

CSO Discharges are as a result of wet weather. Dry weather CSO discharges are classified as SSOs.

MICHIGAN DEPARTMENT OF ENVIRONMENT, GREAT LAKES, AND ENERGY

Combined Sewer Overflow Detail Report
January 1 - December 31, 2019

GLWA WRRF

Submission ID. **HNT-TFT1-XGQC4**

Start Day	Start Time	End Day	End Time
10/26/2019	9:02:00 PM	10/26/2019	9:32:00 PM

Rain(in.) = 1.38

Waterbody: Detroit River

Outfall **019**

Partially Treated (MG)

Dilute Raw Sewage (MG)

0.001

Cause: Rain; THE SITE EXPERIENCED AN INSTRUMENTATION ERROR DUE TO THE INSTRUMENTS NOT WORKING PROPERLY AT THAT TIME.

EGLE Action: Long-term Control Program

GLWA WRRF

Submission ID. **HNT-TFT1-XGQC4**

Start Day	Start Time	End Day	End Time
10/26/2019	9:10:00 PM	10/26/2019	10:13:00 PM

Rain(in.) = 1.38

Waterbody: Detroit River

Outfall **011**

Partially Treated (MG)

Dilute Raw Sewage (MG)

0.001

Cause: Rain; THE SITE EXPERIENCED AN INSTRUMENTATION ERROR DUE TO THE INSTRUMENTS NOT WORKING PROPERLY AT THAT TIME

EGLE Action: Long-term Control Program

GLWA WRRF

Submission ID. **HNT-TFT1-XGQC4**

Start Day	Start Time	End Day	End Time
10/26/2019	9:13:00 PM	10/26/2019	10:06:00 PM

Rain(in.) = 1.38

Waterbody: Rouge River

Outfall **065**

Partially Treated (MG)

Dilute Raw Sewage (MG)

0.001

Cause: Rain; THE SITE EXPERIENCED AN INSTRUMENTATION ERROR DUE TO THE INSTRUMENTS NOT WORKING PROPERLY AT THAT TIME

EGLE Action: Long-term Control Program

MG = million gallons

CSO Discharges are as a result of wet weather. Dry weather CSO discharges are classified as SSOs.

MICHIGAN DEPARTMENT OF ENVIRONMENT, GREAT LAKES, AND ENERGY

Combined Sewer Overflow Detail Report
January 1 - December 31, 2019

GLWA WRRF

Submission ID. **HNT-TFT1-XGQC4**

Start Day	Start Time	End Day	End Time
10/26/2019	9:17:00 PM	10/26/2019	9:22:00 PM

Rain(in.) = 1.38

Waterbody: Detroit River

Outfall **027**

Partially Treated (MG)

Dilute Raw Sewage (MG)

0.050

Cause: Rain

EGLE Action: Long-term Control Program

GLWA WRRF

Submission ID. **HNT-TFT1-XGQC4**

Start Day	Start Time	End Day	End Time
10/26/2019	9:20:00 PM	10/26/2019	10:49:00 PM

Rain(in.) = 1.38

Waterbody: Detroit River

Outfall **012**

Partially Treated (MG)

Dilute Raw Sewage (MG)

0.001

Cause: Rain; THE SITE EXPERIENCED AN INSTRUMENTATION ERROR DUE TO THE INSTRUMENTS NOT WORKING PROPERLY AT THAT TIME

EGLE Action: Long-term Control Program

GLWA WRRF

Submission ID. **HNT-XK9Y-BXMAK**

Start Day	Start Time	End Day	End Time
10/31/2019	6:56:00 AM	10/31/2019	1:00:00 PM

Rain(in.) = 1.27

Waterbody: River Rouge

Outfall **063**

Partially Treated (MG)

Dilute Raw Sewage (MG)

0.020

Cause: Rain

EGLE Action: Long-term Control Program

MG = million gallons

CSO Discharges are as a result of wet weather. Dry weather CSO discharges are classified as SSOs.

MICHIGAN DEPARTMENT OF ENVIRONMENT, GREAT LAKES, AND ENERGY

Combined Sewer Overflow Detail Report
January 1 - December 31, 2019

GLWA WRRF

Submission ID. **HNT-XK9Y-BXMAK**

Start Day	Start Time	End Day	End Time
10/31/2019	7:09:00 AM	10/31/2019	1:15:00 PM

Rain(in.) = 1.27

Waterbody: River Rouge

Outfall **067**

Partially Treated (MG)

Dilute Raw Sewage (MG)

6.460

Cause: Rain

EGLE Action: Long-term Control Program

GLWA WRRF

Submission ID. **HNT-XK9Y-BXMAK**

Start Day	Start Time	End Day	End Time
10/31/2019	7:11:00 AM	10/31/2019	7:41:00 AM

Rain(in.) = 1.27

Waterbody: River Rouge

Outfall **059**

Partially Treated (MG)

Dilute Raw Sewage (MG)

0.580

Cause: Rain

EGLE Action: Long-term Control Program

GLWA WRRF

Submission ID. **HNT-XK9Y-BXMAK**

Start Day	Start Time	End Day	End Time
10/31/2019	10:02:00 AM	10/31/2019	2:13:00 PM

Rain(in.) = 1.27

Waterbody: River Rouge

Outfall **074**

Partially Treated (MG)

Dilute Raw Sewage (MG)

21.820

Cause: Rain

EGLE Action: Long-term Control Program

MG = million gallons

CSO Discharges are as a result of wet weather. Dry weather CSO discharges are classified as SSOs.

MICHIGAN DEPARTMENT OF ENVIRONMENT, GREAT LAKES, AND ENERGY

Combined Sewer Overflow Detail Report
January 1 - December 31, 2019

GLWA WRRF

Submission ID. **HNT-XK9Y-BXMAK**

Start Day	Start Time	End Day	End Time
10/31/2019	10:13:00 AM	10/31/2019	12:21:00 PM

Rain(in.) = 1.27

Waterbody: River Rouge

Outfall **062**

Partially Treated (MG)

Dilute Raw Sewage (MG)

0.001

Cause: Rain; THE SITE EXPERIENCED AN INSTRUMENTATION ERROR DUE TO THE INSTRUMENTS NOT WORKING PROPERLY AT THAT TIME

EGLE Action: Long-term Control Program

GLWA WRRF

Submission ID. **HNT-XK9Y-BXMAK**

Start Day	Start Time	End Day	End Time
10/31/2019	10:31:00 AM	10/31/2019	1:56:00 PM

Rain(in.) = 1.27

Waterbody: Detroit River

Outfall **005**

Partially Treated (MG)

Dilute Raw Sewage (MG)

0.500

Cause: Rain

EGLE Action: Long-term Control Program

GLWA WRRF

Submission ID. **HNT-XK9Y-BXMAK**

Start Day	Start Time	End Day	End Time
10/31/2019	1:22:00 PM	10/31/2019	2:04:00 PM

Rain(in.) = 1.27

Waterbody: River Rouge

Outfall **079**

Partially Treated (MG)

Dilute Raw Sewage (MG)

0.940

Cause: Rain

EGLE Action: Long-term Control Program

MG = million gallons

CSO Discharges are as a result of wet weather. Dry weather CSO discharges are classified as SSOs.

MICHIGAN DEPARTMENT OF ENVIRONMENT, GREAT LAKES, AND ENERGY

Combined Sewer Overflow Detail Report
January 1 - December 31, 2019

GLWA WRRF

Submission ID. **HNV-K7CM-E8GZR**

Start Day	Start Time	End Day	End Time
11/27/2019	5:55:00 AM	11/27/2019	8:15:00 AM

Rain(in.) = 0.55

Waterbody: Rouge River

Outfall **063**

Partially Treated (MG)

Dilute Raw Sewage (MG)

0.630

Cause: Rain

EGLE Action: Long-term Control Program

GLWA WRRF

Submission ID. **HNV-K7CM-E8GZR**

Start Day	Start Time	End Day	End Time
11/27/2019	6:03:00 AM	11/27/2019	8:08:00 AM

Rain(in.) = 0.55

Waterbody: Rouge River

Outfall **067**

Partially Treated (MG)

Dilute Raw Sewage (MG)

0.560

Cause: Rain

EGLE Action: Long-term Control Program

GLWA WRRF

Submission ID. **HNV-K7CM-E8GZR**

Start Day	Start Time	End Day	End Time
11/27/2019	6:51:00 AM	11/27/2019	7:04:00 AM

Rain(in.) = 0.55

Waterbody: Rouge River

Outfall **068**

Partially Treated (MG)

Dilute Raw Sewage (MG)

0.170

Cause: Rain

EGLE Action: Long-term Control Program

MG = million gallons

CSO Discharges are as a result of wet weather. Dry weather CSO discharges are classified as SSOs.

MICHIGAN DEPARTMENT OF ENVIRONMENT, GREAT LAKES, AND ENERGY

Combined Sewer Overflow Detail Report
January 1 - December 31, 2019

GLWA WRRF

Submission ID. **HNV-K7CM-E8GZR**

Start Day	Start Time	End Day	End Time
11/27/2019	6:57:00 AM	11/27/2019	7:57:00 AM

Rain(in.) = 0.55

Waterbody: Rouge River

Outfall **079**

Partially Treated (MG)

Dilute Raw Sewage (MG)

6.270

Cause: Rain

EGLE Action: Long-term Control Program

GLWA WRRF

Submission ID. **HNV-K7CM-E8GZR**

Start Day	Start Time	End Day	End Time
11/27/2019	7:16:00 AM	11/27/2019	9:16:00 AM

Rain(in.) = 0.55

Waterbody: Rouge River

Outfall **074**

Partially Treated (MG)

Dilute Raw Sewage (MG)

8.930

Cause: Rain

EGLE Action: Long-term Control Program

GLWA WRRF

Submission ID. **HNV-K7CM-E8GZR**

Start Day	Start Time	End Day	End Time
11/27/2019	7:19:00 AM	11/27/2019	7:49:00 AM

Rain(in.) = 0.55

Waterbody: Rouge River

Outfall **077**

Partially Treated (MG)

Dilute Raw Sewage (MG)

0.550

Cause: Rain

EGLE Action: Long-term Control Program

MG = million gallons

CSO Discharges are as a result of wet weather. Dry weather CSO discharges are classified as SSOs.

MICHIGAN DEPARTMENT OF ENVIRONMENT, GREAT LAKES, AND ENERGY

Combined Sewer Overflow Detail Report
January 1 - December 31, 2019

GLWA WRRF

Submission ID. **HNV-K7CM-E8GZR**

Start Day	Start Time	End Day	End Time
11/27/2019	7:20:00 AM	11/27/2019	7:51:00 AM

Rain(in.) = 0.55

Waterbody: Rouge River

Outfall **075**

Partially Treated (MG)

Dilute Raw Sewage (MG)

0.000

Cause: Rain

EGLE Action: Long-term Control Program

GLWA WRRF

Submission ID. **HNV-K7CM-E8GZR**

Start Day	Start Time	End Day	End Time
11/27/2019	7:33:00 AM	11/27/2019	8:33:00 AM

Rain(in.) = 0.55

Waterbody: Rouge River

Outfall **064**

Partially Treated (MG)

Dilute Raw Sewage (MG)

1.350

Cause: Rain

EGLE Action: Long-term Control Program

GLWA WRRF

Submission ID. **HNV-K7CM-E8GZR**

Start Day	Start Time	End Day	End Time
11/27/2019	9:58:00 AM	11/27/2019	10:31:00 AM

Rain(in.) = 0.55

Waterbody: Rouge River

Outfall **060**

Partially Treated (MG)

Dilute Raw Sewage (MG)

3.170

Cause: Rain

EGLE Action: Long-term Control Program

MG = million gallons

CSO Discharges are as a result of wet weather. Dry weather CSO discharges are classified as SSOs.

MICHIGAN DEPARTMENT OF ENVIRONMENT, GREAT LAKES, AND ENERGY

Combined Sewer Overflow Detail Report
January 1 - December 31, 2019

GLWA WRRF

Submission ID. **HNW-CEMB-E2XH8**

Start Day	Start Time	End Day	End Time
12/29/2019	8:04:00 AM	12/30/2019	6:50:00 AM

Rain(in.) = 1.62

Waterbody: Rouge River

Outfall **079**

Partially Treated (MG)	Dilute Raw Sewage (MG)
	16.620

Cause: Rain.

EGLE Action: Long-term Control Program

GLWA WRRF

Submission ID. **HNW-CEMB-E2XH8**

Start Day	Start Time	End Day	End Time
12/29/2019	8:10:00 AM	12/30/2019	7:39:00 AM

Rain(in.) = 1.62

Waterbody: Rouge River

Outfall **063**

Partially Treated (MG)	Dilute Raw Sewage (MG)
	0.180

Cause: Rain.

EGLE Action: Long-term Control Program

GLWA WRRF

Submission ID. **HNW-CEMB-E2XH8**

Start Day	Start Time	End Day	End Time
12/29/2019	8:16:00 AM	12/30/2019	6:34:00 AM

Rain(in.) = 1.62

Waterbody: Rouge River

Outfall **067**

Partially Treated (MG)	Dilute Raw Sewage (MG)
	1.400

Cause: Rain.

EGLE Action: Long-term Control Program

MG = million gallons

CSO Discharges are as a result of wet weather. Dry weather CSO discharges are classified as SSOs.

MICHIGAN DEPARTMENT OF ENVIRONMENT, GREAT LAKES, AND ENERGY

Combined Sewer Overflow Detail Report
January 1 - December 31, 2019

GLWA WRRF

Submission ID. **HNW-CEMB-E2XH8**

Start Day	Start Time	End Day	End Time
12/29/2019	8:19:00 AM	12/30/2019	8:21:00 AM

Rain(in.) = 1.62

Waterbody: Rouge River

Outfall **059**

Partially Treated (MG)

Dilute Raw Sewage (MG)

11.040

Cause: Rain.

EGLE Action: Long-term Control Program

GLWA WRRF

Submission ID. **HNW-CEMB-E2XH8**

Start Day	Start Time	End Day	End Time
12/29/2019	10:13:00 AM	12/30/2019	7:45:00 AM

Rain(in.) = 1.62

Waterbody: Rouge River

Outfall **074**

Partially Treated (MG)

Dilute Raw Sewage (MG)

7.740

Cause: Rain.

EGLE Action: Long-term Control Program

GLWA WRRF

Submission ID. **HNW-CEMB-E2XH8**

Start Day	Start Time	End Day	End Time
12/29/2019	10:33:00 AM	12/29/2019	11:08:00 AM

Rain(in.) = 1.62

Waterbody: Detroit River

Outfall **007**

Partially Treated (MG)

Dilute Raw Sewage (MG)

0.440

Cause: Rain.

EGLE Action: Long-term Control Program

MG = million gallons

CSO Discharges are as a result of wet weather. Dry weather CSO discharges are classified as SSOs.

MICHIGAN DEPARTMENT OF ENVIRONMENT, GREAT LAKES, AND ENERGY

Combined Sewer Overflow Detail Report
January 1 - December 31, 2019

GLWA WRRF

Submission ID. **HNW-CEMB-E2XH8**

Start Day	Start Time	End Day	End Time
12/29/2019	10:51:00 AM	12/29/2019	11:53:00 AM

Rain(in.) = 1.62

Waterbody: Rouge River

Outfall **064**

Partially Treated (MG)	Dilute Raw Sewage (MG)
	0.000

Cause: Rain.

EGLE Action: Long-term Control Program

GLWA WRRF

Submission ID. **HNW-CEMB-E2XH8**

Start Day	Start Time	End Day	End Time
12/29/2019	11:29:00 AM	12/29/2019	2:22:00 PM

Rain(in.) = 1.62

Waterbody: Rouge River

Outfall **060**

Partially Treated (MG)	Dilute Raw Sewage (MG)
	2.260

Cause: Rain.

EGLE Action: Long-term Control Program

MG = million gallons

CSO Discharges are as a result of wet weather. Dry weather CSO discharges are classified as SSOs.

MICHIGAN DEPARTMENT OF ENVIRONMENT, GREAT LAKES, AND ENERGY

Combined Sewer Overflow Detail Report
January 1 - December 31, 2019

Totals **GLWA WRRF**

Partially Treated (MG)	Dilute Raw Sewage (MG)
343.90	1231.52

Long-term Control Program being implemented; controls include retention/treatment basins (6 on-line), CSO Screening/Disinfection Facilities (3 on-line), and 13 in-system storage dams in the collection system sewers (on-line) for temporary storing and subsequent transport of combined flow to the wastewater treatment plant; expansion of primary treatment capacity at the WWTP to 1700 MGD (on-line). To date, 14 CSOs have been eliminated, and construction of the Oakwood RTB has been completed. In addition to these 14 outfalls, 5 untreated Rouge River CSOs downstream of the turning basin are now controlled An amended LTCP was submitted in late 2008 that proposed control projects and associated schedules for 3 untreated CSOs to the Old Channel of the Rouge River, and the 39 remaining untreated CSOs to the Detroit River. However in 2009, due to its deteriorating financial condition, Detroit terminated construction of the Upper Rouge CSO Capture Tunnel (URT). A financial capability assessment (FCA) was submitted and approved by the Department. The alternative LTCP was included in the 2011 permit modification. Another FCA was submitted by Detroit in 2012 as required by the Permit. The FCA again documented that costs associated with continued implementation of the CSO correction program were a high burden to the City of Detroit residents. Reflecting the 2012 FCA and updated costs for effectively operating the WWTP and other facilities, and taking into account opportunities to use Green Infrastructure and apply adaptive management, the permit again revised the LTCP.

Inkster/Dearborn Heights CSO

Inkster/Dearborn Heights CSO

Submission ID. **HNN-NG26-SXVYK**
Permit **MI0051837**
Outfall **011**

Start Day	Start Time	End Day	End Time
3/30/2019	6:05:00 PM	3/30/2019	11:30:00 PM

Rain(in.) = 1.34
Waterbody: Lower Rouge River

Partially Treated (MG)	Dilute Raw Sewage (MG)
	0.140

Cause: Untreated Combined Sewer Overflow resulting from precipitation which exceeded one inch resulting in overflow of regulator into receiving stream

EGLE Action: Long-term Control Program

MG = million gallons
CSO Discharges are as a result of wet weather. Dry weather CSO discharges are classified as SSOs.

MICHIGAN DEPARTMENT OF ENVIRONMENT, GREAT LAKES, AND ENERGY

Combined Sewer Overflow Detail Report
January 1 - December 31, 2019

Inkster/Dearborn Heights CSO

Submission ID. **HNP-DZQ0-93R60**
Permit **MI0051837**
Outfall **011**

Start Day	Start Time	End Day	End Time
4/30/2019	11:55:00 PM	5/4/2019	12:00:00 AM

Rain(in.) = 3.55
Waterbody: Lower Rouge River

Partially Treated (MG)	Dilute Raw Sewage (MG)
	0.380

Cause: Untreated Combined Sewer Overflow resulting from precipitation which exceeded one inch resulting in overflow of regulator into; receiving stream
EGLE Action: Long-term Control Program

Inkster/Dearborn Heights CSO

Submission ID. **HNR-2G10-YMH3M**
Permit **MI0051837**
Outfall **011**

Start Day	Start Time	End Day	End Time
7/6/2019	3:00:00 PM	7/7/2019	12:15:00 AM

Rain(in.) = 2.07
Waterbody: Lower Rouge River

Partially Treated (MG)	Dilute Raw Sewage (MG)
	0.220

Cause: Untreated Combined Sewer Overflow resulting from precipitation which exceeded one inch resulting in overflow of regulator into; receiving stream
EGLE Action: Long-term Control Program

Inkster/Dearborn Heights CSO

Submission ID. **HNR-ADZH-AFKZQ**
Permit **MI0051837**
Outfall **011**

Start Day	Start Time	End Day	End Time
7/16/2019	8:00:00 PM	7/17/2019	7:00:00 PM

Rain(in.) = 1.83
Waterbody: Lower Rouge River

Partially Treated (MG)	Dilute Raw Sewage (MG)
	0.200

Cause: Untreated Combined Sewer Overflow resulting from precipitation which exceeded one inch, resulting in overflow of regulator into receiving stream
EGLE Action: Long-term Control Program

MG = million gallons
CSO Discharges are as a result of wet weather. Dry weather CSO discharges are classified as SSOs.

MICHIGAN DEPARTMENT OF ENVIRONMENT, GREAT LAKES, AND ENERGY

Combined Sewer Overflow Detail Report
January 1 - December 31, 2019

Inkster/Dearborn Heights CSO

Submission ID. **HNS-5M51-T5TBH**
Permit **MI0051837**
Outfall **011**

Start Day	Start Time	End Day	End Time
8/18/2019	9:10:00 PM	8/18/2019	11:53:00 PM

Rain(in.) = 1.29
Waterbody: Lower Rouge River

Partially Treated (MG)	Dilute Raw Sewage (MG)
	0.140

Cause: Untreated Combined Sewer Overflow resulting from precipitation which exceeded one inch resulting in overflow of regulator into receiving stream
EGLE Action: Long-term Control Program

Inkster/Dearborn Heights CSO

Submission ID. **HNS-Q8B9-9HKB0**
Permit **MI0051837**
Outfall **011**

Start Day	Start Time	End Day	End Time
9/11/2019	7:00:00 PM	9/13/2019	9:00:00 PM

Rain(in.) = 2.05
Waterbody: Lower Rouge River

Partially Treated (MG)	Dilute Raw Sewage (MG)
	0.220

Cause: Untreated Combined Sewer Overflow resulting from precipitation which exceeded one inch, resulting in overflow of regulator into receiving stream
EGLE Action: Long-term Control Program

Inkster/Dearborn Heights CSO

Submission ID. **HNT-TKQ8-X701Y**
Permit **MI0051837**
Outfall **011**

Start Day	Start Time	End Day	End Time
10/26/2019	9:30:00 PM	10/27/2019	3:00:00 PM

Rain(in.) = 1.3
Waterbody: Lower Rouge River

Partially Treated (MG)	Dilute Raw Sewage (MG)
	0.140

Cause: Untreated Combined Sewer Overflow resulting from precipitation which exceeded one inch, resulting in overflow of regulator into receiving stream
EGLE Action: Long-term Control Program

MG = million gallons
CSO Discharges are as a result of wet weather. Dry weather CSO discharges are classified as SSOs.

MICHIGAN DEPARTMENT OF ENVIRONMENT, GREAT LAKES, AND ENERGY

Combined Sewer Overflow Detail Report
January 1 - December 31, 2019

Inkster/Dearborn Heights CSO

Submission ID. **HNT-Y7AB-ZMA8A**
Permit **MI0051837**
Outfall **011**

Start Day	Start Time	End Day	End Time
10/31/2019	11:00:00 AM	11/1/2019	3:00:00 PM

Rain(in.) = 1.46
Waterbody: Lower Rouge River

Partially Treated (MG)	Dilute Raw Sewage (MG)
	0.160

Cause: Untreated Combined Sewer Overflow resulting from precipitation which exceeded one inch, resulting in overflow of regulator into receiving stream
EGLE Action: Long-term Control Program

Inkster/Dearborn Heights CSO

Submission ID. **HNW-D1A6-76V3Z**
Permit **MI0051837**
Outfall **011**

Start Day	Start Time	End Day	End Time
12/30/2019	3:06:00 AM	12/30/2019	4:00:00 PM

Rain(in.) = 1.57
Waterbody: Lower Rouge River

Partially Treated (MG)	Dilute Raw Sewage (MG)
	0.170

Cause: Untreated Combined Sewer Overflow resulting from precipitation which exceeded one inch resulting in overflow of regulator into receiving stream
EGLE Action: Long-term Control Program

Totals Inkster/Dearborn Heights CSO

Partially Treated (MG)	Dilute Raw Sewage (MG)
	1.77

Long-term Control Program has been modified; the program addresses one "uncontrolled" (i.e., untreated) CSO outfall; permit requires completion of construction of an approved program for facilities to meet criteria for elimination of raw sewage discharges & protection of public health, and to assure compliance with Water Quality Standards. The Department agreed to a revised correction schedule for this outfall based on the City of Inkster's financial demonstration. It's the Departments intent to require in the reissued permit, final CSO correction by 2025.

MG = million gallons
CSO Discharges are as a result of wet weather. Dry weather CSO discharges are classified as SSOs.

MICHIGAN DEPARTMENT OF ENVIRONMENT, GREAT LAKES, AND ENERGY

Combined Sewer Overflow Detail Report
January 1 - December 31, 2019

Redford Twp CSO

Redford Twp CSO

Submission ID. **HNN-5BBJ-83BEV**
Permit **MI0051829**
Outfall **045**

Start Day	Start Time	End Day	End Time
3/9/2019	11:03:00 PM	3/10/2019	3:02:00 AM

Rain(in.) = 0.65
Waterbody: Ashcroft Drain

Partially Treated (MG)	Dilute Raw Sewage (MG)
	0.375

Cause: Based on information from Redford CSO Basin, maintained by Wayne County, a rain event occurred on 3/9/2019 causing uncontrolled diluted raw sewage to be discharged into the Rouge River system.

EGLE Action: Long-term Control Program

Redford Twp CSO

Submission ID. **HNP-5WPC-D02T2**
Permit **MI0051829**
Outfall **045**

Start Day	Start Time	End Day	End Time
4/20/2019	3:12:00 PM	4/20/2019	9:13:00 PM

Rain(in.) = 0.76
Waterbody: Ashcroft Drain

Partially Treated (MG)	Dilute Raw Sewage (MG)
	0.461

Cause: Based on information from Redford CSO Basin, maintained by Wayne County, a rain event occurred on 4/20/2019 causing uncontrolled diluted raw sewage to be discharged into the Rouge River System thru outfall 45A.

EGLE Action: Long-term Control Program

MG = million gallons
CSO Discharges are as a result of wet weather. Dry weather CSO discharges are classified as SSOs.

MICHIGAN DEPARTMENT OF ENVIRONMENT, GREAT LAKES, AND ENERGY

Combined Sewer Overflow Detail Report
January 1 - December 31, 2019

Redford Twp CSO

Submission ID. **HNP-A9GR-5CVB1**
Permit **MI0051829**
Outfall **045**

Start Day	Start Time	End Day	End Time
4/25/2019	11:37:00 PM	4/27/2019	12:43:00 PM

Rain(in.) = 1.24
Waterbody: Ashcroft Drain

Partially Treated (MG)	Dilute Raw Sewage (MG)
	1.336

Cause: Based on information from Redford CSO Basin, maintained by Wayne Co., a rain event occurred on 4/25/2019 causing uncontrolled diluted raw sewage to be discharged into the Rouge River System.

EGLE Action: Long-term Control Program

Redford Twp CSO

Submission ID. **HNP-EBEN-N7B6M**
Permit **MI0051829**
Outfall **045**

Start Day	Start Time	End Day	End Time
4/30/2019	10:07:00 PM	5/2/2019	3:11:00 AM

Rain(in.) = 3.2
Waterbody: Ashcroft Drain

Partially Treated (MG)	Dilute Raw Sewage (MG)
	6.867

Cause: Based on information from Redford CSO Basin, maintained by Wayne County, a rain event occurred from April 30, 2019 to May 2, 2019 causing uncontrolled diluted raw sewage to be discharged into the Rouge River System thru outfall 45A.

EGLE Action: Long-term Control Program

MG = million gallons
CSO Discharges are as a result of wet weather. Dry weather CSO discharges are classified as SSOs.

MICHIGAN DEPARTMENT OF ENVIRONMENT, GREAT LAKES, AND ENERGY

Combined Sewer Overflow Detail Report
January 1 - December 31, 2019

Redford Twp CSO

Submission ID. **HNP-WPZM-1FEP7**
Permit **MI0051829**
Outfall **045**

Start Day	Start Time	End Day	End Time
5/19/2019	3:27:00 PM	5/19/2019	10:07:00 PM

Rain(in.) = 0.34
Waterbody: Ashcroft Drain

Partially Treated (MG)	Dilute Raw Sewage (MG)
	0.867

Cause: Based on information from Redford CSO Basin, maintained by Wayne County, a rain event began on 5/19/19 at 3:27pm causing uncontrolled diluted raw sewage to be discharged into the Rouge River System thru outfall 45A.

EGLE Action: Long-term Control Program

Redford Twp CSO

Submission ID. **HNQ-FXTJ-VX63Z**
Permit **MI0051829**
Outfall **045**

Start Day	Start Time	End Day	End Time
6/13/2019	5:15:00 AM	6/13/2019	6:24:00 AM

Rain(in.) = 0.2
Waterbody: Ashcroft Drain

Partially Treated (MG)	Dilute Raw Sewage (MG)
	0.188

Cause: Based on information from Redford CSO Basin, maintained by Wayne County, a rain event began on 6/13/2019 at 5:15am causing uncontrolled diluted raw sewage to be discharged into the Rouge River System thru outfall 45A

EGLE Action: Long-term Control Program

MG = million gallons
CSO Discharges are as a result of wet weather. Dry weather CSO discharges are classified as SSOs.

MICHIGAN DEPARTMENT OF ENVIRONMENT, GREAT LAKES, AND ENERGY

Combined Sewer Overflow Detail Report
January 1 - December 31, 2019

Redford Twp CSO

Submission ID. **HNR-2DV1-T3KWQ**
Permit **MI0051829**
Outfall **045**

Start Day	Start Time	End Day	End Time
7/6/2019	5:05:00 PM	7/6/2019	10:28:00 PM

Rain(in.) = 2
Waterbody: Ashcroft Drain

Partially Treated (MG)

Dilute Raw Sewage (MG)
3.367

Cause: Diluted, combined sewer overflow due to storm event.
EGLE Action: Long-term Control Program

Redford Twp CSO

Submission ID. **HNT-V5TB-9JFZ6**
Permit **MI0051829**
Outfall **045**

Start Day	Start Time	End Day	End Time
10/26/2019	10:36:00 PM	10/27/2019	12:12:00 AM

Rain(in.) = 1.38
Waterbody: Ashcroft Drain

Partially Treated (MG)

Dilute Raw Sewage (MG)
0.352

Cause: Diluted, combined sewer overflow due to storm event.
EGLE Action: Long-term Control Program

Redford Twp CSO

Submission ID. **HNV-K8GN-6QJB5**
Permit **MI0051829**
Outfall **045**

Start Day	Start Time	End Day	End Time
11/27/2019	8:42:00 AM	11/27/2019	8:57:00 PM

Rain(in.) = 0.75
Waterbody: Ashcroft Drain

Partially Treated (MG)

Dilute Raw Sewage (MG)
0.078

Cause: Diluted, combined sewer overflow due to recent rain event.
EGLE Action: Long-term Control Program

MG = million gallons
CSO Discharges are as a result of wet weather. Dry weather CSO discharges are classified as SSOs.

MICHIGAN DEPARTMENT OF ENVIRONMENT, GREAT LAKES, AND ENERGY

Combined Sewer Overflow Detail Report
January 1 - December 31, 2019

Totals **Redford Twp CSO**

Partially Treated (MG)	Dilute Raw Sewage (MG)
	13.89

Long-term Control Program being implemented; construction of retention/treatment basin (for elimination of raw sewage & protection of public health) complete & facility is "on-line". The Department agrees that the RTB eliminates raw sewage, protects public health, and protects the physical characteristics standard. A report has been submitted to verify that the RTB protects the dissolved oxygen standard, and is currently under review by the Department. The reissued permit requires independent control of the remaining untreated outfall or alternatively work with GLWA on a regional plan by 2025.

Southgate-Wyandotte CSO RTF

Southgate-Wyandotte CSO RTF

Submission ID. **HNN-8F96-91056**

Start Day	Start Time	End Day	End Time
3/9/2019	10:00:00 PM	3/10/2019	10:10:00 PM

Rain(in.) = 0.68

Waterbody: Detroit River

Outfall **002**

Partially Treated (MG)	Dilute Raw Sewage (MG)
	1.992

Cause: Storm water and snow melt

EGLE Action: Long-term Control Program

Southgate-Wyandotte CSO RTF

Submission ID. **HNP-5QJB-DKJ48**

Permit **MI0036072**

Start Day	Start Time	End Day	End Time
4/20/2019	1:10:00 PM	4/20/2019	2:50:00 PM

Rain(in.) = 0.87

Waterbody: Detroit River

Outfall **002**

Partially Treated (MG)	Dilute Raw Sewage (MG)
	2.989

Cause: Rain

EGLE Action: Long-term Control Program

MG = million gallons

CSO Discharges are as a result of wet weather. Dry weather CSO discharges are classified as SSOs.

MICHIGAN DEPARTMENT OF ENVIRONMENT, GREAT LAKES, AND ENERGY

Combined Sewer Overflow Detail Report
January 1 - December 31, 2019

Southgate-Wyandotte CSO RTF

Submission ID. **HNP-DW5P-ZW3NJ**
Permit **MI0036072**
Outfall **002**

Start Day	Start Time	End Day	End Time
4/30/2019	10:08:00 PM	5/1/2019	5:25:00 AM

Rain(in.) = 1.72
Waterbody: Detroit River

Partially Treated (MG)

Dilute Raw Sewage (MG)
72.381

Cause: Rain
EGLE Action: Long-term Control Program

Southgate-Wyandotte CSO RTF

Submission ID. **HNP-VM37-ZJABK**
Permit **MI0036072**
Outfall **002**

Start Day	Start Time	End Day	End Time
5/18/2019	8:26:00 AM	5/18/2019	8:44:00 AM

Rain(in.) = 0.68
Waterbody: Detroit River

Partially Treated (MG)

Dilute Raw Sewage (MG)
0.996

Cause: rain
EGLE Action: Long-term Control Program

Southgate-Wyandotte CSO RTF

Submission ID. **HNP-WMCV-CVF6C**
Permit **MI0036072**
Outfall **002**

Start Day	Start Time	End Day	End Time
5/19/2019	4:15:00 PM	5/19/2019	5:04:00 PM

Rain(in.) = 0.78
Waterbody: Detroit River

Partially Treated (MG)

Dilute Raw Sewage (MG)
10.959

Cause: rain
EGLE Action: Long-term Control Program

MG = million gallons
CSO Discharges are as a result of wet weather. Dry weather CSO discharges are classified as SSOs.

MICHIGAN DEPARTMENT OF ENVIRONMENT, GREAT LAKES, AND ENERGY

Combined Sewer Overflow Detail Report
January 1 - December 31, 2019

Southgate-Wyandotte CSO RTF

Submission ID. **HNR-CM6G-9WK8K**
Permit **MI0036072**
Outfall **002**

Start Day	Start Time	End Day	End Time
7/19/2019	6:11:00 PM	7/19/2019	6:41:00 PM

Rain(in.) = 0.76
Waterbody: Detroit River

Partially Treated (MG)

Dilute Raw Sewage (MG)
3.985

Cause: Rain
EGLE Action: Long-term Control Program

Southgate-Wyandotte CSO RTF

Submission ID. **HNR-S8NJ-FGTRN**
Permit **MI0036072**
Outfall **002**

Start Day	Start Time	End Day	End Time
8/4/2019	8:21:00 PM	8/4/2019	8:24:00 PM

Rain(in.) = 0.98
Waterbody: Detroit River

Partially Treated (MG)

Dilute Raw Sewage (MG)
0.996

Cause: Rain
EGLE Action: Long-term Control Program

Southgate-Wyandotte CSO RTF

Submission ID. **HNS-Q76Y-MYRSC**
Permit **MI0036072**
Outfall **002**

Start Day	Start Time	End Day	End Time
9/11/2019	11:04:00 PM	9/11/2019	11:50:00 PM

Rain(in.) = 2.02
Waterbody: Detroit River

Partially Treated (MG)

Dilute Raw Sewage (MG)
4.982

Cause: Rain
EGLE Action: Long-term Control Program

MG = million gallons
CSO Discharges are as a result of wet weather. Dry weather CSO discharges are classified as SSOs.

MICHIGAN DEPARTMENT OF ENVIRONMENT, GREAT LAKES, AND ENERGY

Combined Sewer Overflow Detail Report
January 1 - December 31, 2019

Southgate-Wyandotte CSO RTF

Submission ID. **HNS-RK0T-K562A**
Permit **MI0036072**
Outfall **002**

Start Day	Start Time	End Day	End Time
9/13/2019	5:30:00 PM	9/13/2019	6:05:00 PM

Waterbody: Detroit River

Partially Treated (MG)

Dilute Raw Sewage (MG)
5.978

Cause: Rain

EGLE Action: Long-term Control Program

Southgate-Wyandotte CSO RTF

Submission ID. **HNT-TH54-Q2YYS**
Permit **MI0036072**
Outfall **002**

Start Day	Start Time	End Day	End Time
10/26/2019	9:30:00 PM	10/26/2019	10:12:00 PM

Rain(in.) = 1.47

Waterbody: Detroit River

Partially Treated (MG)

Dilute Raw Sewage (MG)
6.974

Cause: rain

EGLE Action: Long-term Control Program

Southgate-Wyandotte CSO RTF

Submission ID. **HNW-CFEA-5NTQC**
Permit **MI0036072**
Outfall **002**

Start Day	Start Time	End Day	End Time
12/29/2019	10:20:00 AM	12/29/2019	10:50:00 AM

Rain(in.) = 1.37

Waterbody: Detroit River

Partially Treated (MG)

Dilute Raw Sewage (MG)
2.989

Cause: Rain

EGLE Action: Long-term Control Program

MG = million gallons

CSO Discharges are as a result of wet weather. Dry weather CSO discharges are classified as SSOs.

MICHIGAN DEPARTMENT OF ENVIRONMENT, GREAT LAKES, AND ENERGY

Combined Sewer Overflow Detail Report
January 1 - December 31, 2019

Totals Southgate-Wyandotte CSO RTF

Partially Treated (MG)	Dilute Raw Sewage (MG)
	115.22

Long-term Control Program being implemented (existing retention/treatment facility); reissued permit requires a Water Quality Study for a determination of whether the facility provides adequate treatment of all overflows; Long-term Control Program for facility upgrade and provisions for adequate treatment may be required in the future. The NPDES permit also requires the permittee to submit a Hydraulic Capacity Study for the Pine St PS. The study will be used to determine if any improvements can be made to eliminate CSO discharges from the Pine St PS.

Wayne Co/Dearborn Heights CSO

Wayne Co/Dearborn Heights CSO

Submission ID. **HNM-1BDQ-TTDBY**
Permit **MI0051489**
Outfall **L43**

Start Day	Start Time	End Day	End Time
1/23/2019	9:53:00 AM	1/23/2019	8:01:00 PM

Rain(in.) = 0.73
Waterbody: Lower Rouge River

Partially Treated (MG)	Dilute Raw Sewage (MG)
	0.050

Cause: Wet weather

EGLE Action: Long-term Control Program

Wayne Co/Dearborn Heights CSO

Submission ID. **HNM-1BDQ-TTDBY**
Permit **MI0051489**
Outfall **M13**

Start Day	Start Time	End Day	End Time
1/23/2019	9:53:00 AM	1/23/2019	8:01:00 PM

Rain(in.) = 0.73
Waterbody: Lower Rouge River

Partially Treated (MG)	Dilute Raw Sewage (MG)
	0.120

Cause: Wet weather

EGLE Action: Long-term Control Program

MG = million gallons
CSO Discharges are as a result of wet weather. Dry weather CSO discharges are classified as SSOs.

MICHIGAN DEPARTMENT OF ENVIRONMENT, GREAT LAKES, AND ENERGY

Combined Sewer Overflow Detail Report
January 1 - December 31, 2019

Wayne Co/Dearborn Heights CSO

Submission ID. **HNM-1BDQ-TTDBY**
Permit **MI0051489**
Outfall **M14**

Start Day	Start Time	End Day	End Time
1/23/2019	9:53:00 AM	1/23/2019	8:01:00 PM

Rain(in.) = 0.73
Waterbody: Lower Rouge River

Partially Treated (MG)
Dilute Raw Sewage (MG)
0.100

Cause: Wet weather
EGLE Action: Long-term Control Program

Wayne Co/Dearborn Heights CSO

Submission ID. **HNM-1BDQ-TTDBY**
Permit **MI0051489**
Outfall **U01**

Start Day	Start Time	End Day	End Time
1/23/2019	9:53:00 AM	1/23/2019	8:01:00 PM

Rain(in.) = 0.73
Waterbody: Lower Rouge River

Partially Treated (MG)
Dilute Raw Sewage (MG)
0.100

Cause: Wet weather
EGLE Action: Long-term Control Program

Wayne Co/Dearborn Heights CSO

Submission ID. **HNM-1BGG-YGY2M**
Permit **MI0051489**
Outfall **L43**

Start Day	Start Time	End Day	End Time
2/3/2019	2:35:00 PM	2/3/2019	7:06:00 PM

Rain(in.) = 0
Waterbody: Rouge River

Partially Treated (MG)
Dilute Raw Sewage (MG)
0.120

Cause: Significant snow melt occurred which caused the flow rate in the sewer to exceed the capacity.
EGLE Action: Long-term Control Program

MG = million gallons
CSO Discharges are as a result of wet weather. Dry weather CSO discharges are classified as SSOs.

MICHIGAN DEPARTMENT OF ENVIRONMENT, GREAT LAKES, AND ENERGY

Combined Sewer Overflow Detail Report
January 1 - December 31, 2019

Wayne Co/Dearborn Heights CSO

Submission ID. HNM-1BGG-YGY2M
Permit MI0051489
Outfall M13

Start Day	Start Time	End Day	End Time
2/3/2019	2:35:00 PM	2/3/2019	7:06:00 PM

Rain(in.) = 0
Waterbody: Middle Rouge River

Partially Treated (MG)
Dilute Raw Sewage (MG)
0.290

Cause: Significant snow melt occurred which caused the flow rate in the sewer to exceed the capacity.
EGLE Action: Long-term Control Program

Wayne Co/Dearborn Heights CSO

Submission ID. HNM-1BGG-YGY2M
Permit MI0051489
Outfall M14

Start Day	Start Time	End Day	End Time
2/3/2019	2:35:00 PM	2/3/2019	7:06:00 PM

Rain(in.) = 0
Waterbody: Middle Rouge River

Partially Treated (MG)
Dilute Raw Sewage (MG)
0.240

Cause: Significant snow melt occurred which caused the flow rate in the sewer to exceed the capacity.
EGLE Action: Long-term Control Program

MG = million gallons
CSO Discharges are as a result of wet weather. Dry weather CSO discharges are classified as SSOs.

MICHIGAN DEPARTMENT OF ENVIRONMENT, GREAT LAKES, AND ENERGY

Combined Sewer Overflow Detail Report
January 1 - December 31, 2019

Wayne Co/Dearborn Heights CSO

Submission ID. **HNM-1BGG-YGY2M**
Permit **MI0051489**
Outfall **U01**

Start Day	Start Time	End Day	End Time
2/3/2019	2:35:00 PM	2/3/2019	7:06:00 PM

Rain(in.) = 0
Waterbody: Rouge River

Partially Treated (MG)

Dilute Raw Sewage (MG)
0.250

Cause: Significant snow melt occurred which caused the flow rate in the sewer to exceed the capacity.
EGLE Action: Long-term Control Program

Wayne Co/Dearborn Heights CSO

Submission ID. **HNM-D6FS-XYSZX**
Permit **MI0051489**
Outfall **L43**

Start Day	Start Time	End Day	End Time
2/4/2019	9:30:00 PM	2/4/2019	9:41:00 PM

Rain(in.) = 0.14
Waterbody: Lower Rouge River

Partially Treated (MG)

Dilute Raw Sewage (MG)
0.060

Cause: Significant snow melt and rain caused the flow rate in the sewer to exceed the capacity.
EGLE Action: Long-term Control Program

Wayne Co/Dearborn Heights CSO

Submission ID. **HNM-D6FS-XYSZX**
Permit **MI0051489**
Outfall **M13**

Start Day	Start Time	End Day	End Time
2/4/2019	9:30:00 PM	2/4/2019	9:41:00 PM

Rain(in.) = 0.14
Waterbody: Middle Rouge River

Partially Treated (MG)

Dilute Raw Sewage (MG)
0.150

Cause: Significant snow melt and rain caused the flow rate in the sewer to exceed the capacity.
EGLE Action: Long-term Control Program

MG = million gallons
CSO Discharges are as a result of wet weather. Dry weather CSO discharges are classified as SSOs.

MICHIGAN DEPARTMENT OF ENVIRONMENT, GREAT LAKES, AND ENERGY

Combined Sewer Overflow Detail Report
January 1 - December 31, 2019

Wayne Co/Dearborn Heights CSO

Submission ID. **HNM-D6FS-XYSZX**
Permit **MI0051489**
Outfall **M14**

Start Day	Start Time	End Day	End Time
2/4/2019	9:30:00 PM	2/4/2019	9:41:00 PM

Rain(in.) = 0.14
Waterbody: Middle Rouge River

Partially Treated (MG)

Dilute Raw Sewage (MG)
0.120

Cause: Significant snow melt and rain caused the flow rate in the sewer to exceed the capacity.
EGLE Action: Long-term Control Program

Wayne Co/Dearborn Heights CSO

Submission ID. **HNM-D6FS-XYSZX**
Permit **MI0051489**
Outfall **U01**

Start Day	Start Time	End Day	End Time
2/4/2019	9:30:00 PM	2/4/2019	9:41:00 PM

Rain(in.) = 0.14
Waterbody: Rouge River

Partially Treated (MG)

Dilute Raw Sewage (MG)
0.130

Cause: Significant snow melt and rain caused the flow rate in the sewer to exceed the capacity.
EGLE Action: Long-term Control Program

Wayne Co/Dearborn Heights CSO

Submission ID. **HNM-D6YC-Q7NRS**
Permit **MI0051489**
Outfall **L43**

Start Day	Start Time	End Day	End Time
2/6/2019	9:00:00 AM	2/6/2019	8:05:00 PM

Rain(in.) = 0.43
Waterbody: Lower Rouge River

Partially Treated (MG)

Dilute Raw Sewage (MG)
0.070

Cause: Significant snow melt and rain caused the flow rate in the sewer to exceed the capacity.
EGLE Action: Long-term Control Program

MG = million gallons
CSO Discharges are as a result of wet weather. Dry weather CSO discharges are classified as SSOs.

MICHIGAN DEPARTMENT OF ENVIRONMENT, GREAT LAKES, AND ENERGY

Combined Sewer Overflow Detail Report
January 1 - December 31, 2019

Wayne Co/Dearborn Heights CSO

Submission ID. **HNM-D6YC-Q7NRS**
Permit **MI0051489**
Outfall **M13**

Start Day	Start Time	End Day	End Time
2/6/2019	9:00:00 AM	2/6/2019	8:05:00 PM

Rain(in.) = 0.43
Waterbody: Middle Rouge River

Partially Treated (MG)

Dilute Raw Sewage (MG)
0.160

Cause: Significant snow melt and rain caused the flow rate in the sewer to exceed the capacity.
EGLE Action: Long-term Control Program

Wayne Co/Dearborn Heights CSO

Submission ID. **HNM-D6YC-Q7NRS**
Permit **MI0051489**
Outfall **M14**

Start Day	Start Time	End Day	End Time
2/6/2019	9:00:00 AM	2/6/2019	8:05:00 PM

Rain(in.) = 0.43
Waterbody: Middle Rouge River

Partially Treated (MG)

Dilute Raw Sewage (MG)
0.140

Cause: Significant snow melt and rain caused the flow rate in the sewer to exceed the capacity.
EGLE Action: Long-term Control Program

Wayne Co/Dearborn Heights CSO

Submission ID. **HNM-D6YC-Q7NRS**
Permit **MI0051489**
Outfall **U01**

Start Day	Start Time	End Day	End Time
2/6/2019	9:00:00 AM	2/6/2019	8:05:00 PM

Rain(in.) = 0.43
Waterbody: Rouge River

Partially Treated (MG)

Dilute Raw Sewage (MG)
0.140

Cause: Significant snow melt and rain caused the flow rate in the sewer to exceed the capacity.
EGLE Action: Long-term Control Program

MG = million gallons
CSO Discharges are as a result of wet weather. Dry weather CSO discharges are classified as SSOs.

MICHIGAN DEPARTMENT OF ENVIRONMENT, GREAT LAKES, AND ENERGY

Combined Sewer Overflow Detail Report
January 1 - December 31, 2019

Wayne Co/Dearborn Heights CSO

Submission ID. **HNM-JK91-CX7D7**
Permit **MI0051489**
Outfall **L43**

Start Day	Start Time	End Day	End Time
2/12/2019	2:18:00 AM	2/12/2019	8:20:00 PM

Rain(in.) = 0.63
Waterbody: Lower Rouge River

Partially Treated (MG)

Dilute Raw Sewage (MG)
0.040

Cause: Significant snow melt and rain caused the flow rate in the sewer to exceed the capacity.
EGLE Action: Long-term Control Program

Wayne Co/Dearborn Heights CSO

Submission ID. **HNM-JK91-CX7D7**
Permit **MI0051489**
Outfall **M13**

Start Day	Start Time	End Day	End Time
2/12/2019	2:18:00 AM	2/12/2019	8:20:00 PM

Rain(in.) = 0.63
Waterbody: Middle Rouge River

Partially Treated (MG)

Dilute Raw Sewage (MG)
0.090

Cause: Significant snow melt and rain caused the flow rate in the sewer to exceed the capacity.
EGLE Action: Long-term Control Program

Wayne Co/Dearborn Heights CSO

Submission ID. **HNM-JK91-CX7D7**
Permit **MI0051489**
Outfall **M14**

Start Day	Start Time	End Day	End Time
2/12/2019	2:18:00 AM	2/12/2019	8:20:00 PM

Rain(in.) = 0.63
Waterbody: Middle Rouge River

Partially Treated (MG)

Dilute Raw Sewage (MG)
0.080

Cause: Significant snow melt and rain caused the flow rate in the sewer to exceed the capacity.
EGLE Action: Long-term Control Program

MG = million gallons
CSO Discharges are as a result of wet weather. Dry weather CSO discharges are classified as SSOs.

MICHIGAN DEPARTMENT OF ENVIRONMENT, GREAT LAKES, AND ENERGY

Combined Sewer Overflow Detail Report
January 1 - December 31, 2019

Wayne Co/Dearborn Heights CSO

Submission ID. **HNM-JK91-CX7D7**
Permit **MI0051489**
Outfall **U01**

Start Day	Start Time	End Day	End Time
2/12/2019	2:18:00 AM	2/12/2019	8:20:00 PM

Rain(in.) = 0.63
Waterbody: Rouge River

Partially Treated (MG)	Dilute Raw Sewage (MG)
	0.080

Cause: Significant snow melt and rain caused the flow rate in the sewer to exceed the capacity.
EGLE Action: Long-term Control Program

Wayne Co/Dearborn Heights CSO

Submission ID. **HNM-NQMF-N5RCM**
Permit **MI0051489**
Outfall **L43**

Start Day	Start Time	End Day	End Time
2/14/2019	5:20:00 PM	2/14/2019	5:31:00 PM

Rain(in.) = 0
Waterbody: Lower Rouge River

Partially Treated (MG)	Dilute Raw Sewage (MG)
	0.100

Cause: Significant snow melt occurred which caused the flow rate in the sewer to exceed the capacity.
EGLE Action: Long-term Control Program

MG = million gallons
CSO Discharges are as a result of wet weather. Dry weather CSO discharges are classified as SSOs.

MICHIGAN DEPARTMENT OF ENVIRONMENT, GREAT LAKES, AND ENERGY

Combined Sewer Overflow Detail Report
January 1 - December 31, 2019

Wayne Co/Dearborn Heights CSO

Submission ID. **HNM-NQMF-N5RCM**
Permit **MI0051489**
Outfall **M13**

Start Day	Start Time	End Day	End Time
2/14/2019	5:20:00 PM	2/14/2019	5:31:00 PM

Rain(in.) = 0
Waterbody: Middle Rouge River

Partially Treated (MG)

Dilute Raw Sewage (MG)
0.200

Cause: Significant snow melt occurred which caused the flow rate in the sewer to exceed the capacity.
EGLE Action: Long-term Control Program

Wayne Co/Dearborn Heights CSO

Submission ID. **HNM-NQMF-N5RCM**
Permit **MI0051489**
Outfall **M14**

Start Day	Start Time	End Day	End Time
2/14/2019	5:20:00 PM	2/14/2019	5:31:00 PM

Rain(in.) = 0
Waterbody: Middle Rouge River

Partially Treated (MG)

Dilute Raw Sewage (MG)
0.100

Cause: Significant snow melt occurred which caused the flow rate in the sewer to exceed the capacity.
EGLE Action: Long-term Control Program

MG = million gallons
CSO Discharges are as a result of wet weather. Dry weather CSO discharges are classified as SSOs.

MICHIGAN DEPARTMENT OF ENVIRONMENT, GREAT LAKES, AND ENERGY

Combined Sewer Overflow Detail Report
January 1 - December 31, 2019

Wayne Co/Dearborn Heights CSO

Submission ID. **HNM-NQMF-N5RCM**
Permit **MI0051489**
Outfall **U01**

Start Day	Start Time	End Day	End Time
2/14/2019	5:20:00 PM	2/14/2019	5:31:00 PM

Rain(in.) = 0
Waterbody: Rouge River

Partially Treated (MG)

Dilute Raw Sewage (MG)
0.100

Cause: Significant snow melt occurred which caused the flow rate in the sewer to exceed the capacity.
EGLE Action: Long-term Control Program

Wayne Co/Dearborn Heights CSO

Submission ID. **HNN-0M4M-VTDWF**
Permit **MI0051489**
Outfall **L43**

Start Day	Start Time	End Day	End Time
2/24/2019	3:27:00 AM	2/24/2019	3:37:00 AM

Rain(in.) = 0.33
Waterbody: Lower Rouge River

Partially Treated (MG)

Dilute Raw Sewage (MG)
0.100

Cause: Significant snow melt and rain caused the flow rate in the sewer to exceed the capacity.
EGLE Action: Long-term Control Program

MG = million gallons
CSO Discharges are as a result of wet weather. Dry weather CSO discharges are classified as SSOs.

MICHIGAN DEPARTMENT OF ENVIRONMENT, GREAT LAKES, AND ENERGY

Combined Sewer Overflow Detail Report
January 1 - December 31, 2019

Wayne Co/Dearborn Heights CSO

Submission ID. **HNN-0M4M-VTDWF**
Permit **MI0051489**
Outfall **M13**

Start Day	Start Time	End Day	End Time
2/24/2019	3:27:00 AM	2/24/2019	3:37:00 AM

Rain(in.) = 0.33
Waterbody: Middle Rouge River

Partially Treated (MG)

Dilute Raw Sewage (MG)
0.100

Cause: Significant snow melt and rain caused the flow rate in the sewer to exceed the capacity.
EGLE Action: Long-term Control Program

Wayne Co/Dearborn Heights CSO

Submission ID. **HNN-0M4M-VTDWF**
Permit **MI0051489**
Outfall **M14**

Start Day	Start Time	End Day	End Time
2/24/2019	3:27:00 AM	2/24/2019	3:37:00 AM

Rain(in.) = 0.33
Waterbody: Middle Rouge River

Partially Treated (MG)

Dilute Raw Sewage (MG)
0.100

Cause: Significant snow melt and rain caused the flow rate in the sewer to exceed the capacity.
EGLE Action: Long-term Control Program

MG = million gallons
CSO Discharges are as a result of wet weather. Dry weather CSO discharges are classified as SSOs.

MICHIGAN DEPARTMENT OF ENVIRONMENT, GREAT LAKES, AND ENERGY

Combined Sewer Overflow Detail Report
January 1 - December 31, 2019

Wayne Co/Dearborn Heights CSO

Submission ID. **HNN-0M4M-VTDWF**
Permit **MI0051489**
Outfall **U01**

Start Day	Start Time	End Day	End Time
2/24/2019	3:27:00 AM	2/24/2019	3:37:00 AM

Rain(in.) = 0.33
Waterbody: Rouge River

Partially Treated (MG)
Dilute Raw Sewage (MG)
0.100

Cause: Significant snow melt and rain caused the flow rate in the sewer to exceed the capacity.
EGLE Action: Long-term Control Program

Wayne Co/Dearborn Heights CSO

Submission ID. **HNN-7RBZ-EQD0V**
Permit **MI0051489**
Outfall **L43**

Start Day	Start Time	End Day	End Time
3/9/2019	9:44:00 PM	3/9/2019	11:44:00 PM

Rain(in.) = 0.6
Waterbody: Lower Rouge River

Partially Treated (MG)
Dilute Raw Sewage (MG)
0.100

Cause: Significant snow melt and rain caused the flow rate in the sewer to exceed the capacity.
EGLE Action: Long-term Control Program

Wayne Co/Dearborn Heights CSO

Submission ID. **HNN-7RBZ-EQD0V**
Permit **MI0051489**
Outfall **M13**

Start Day	Start Time	End Day	End Time
3/9/2019	9:44:00 PM	3/9/2019	11:44:00 PM

Rain(in.) = 0.6
Waterbody: Middle Rouge River

Partially Treated (MG)
Dilute Raw Sewage (MG)
0.300

Cause: Significant snow melt and rain caused the flow rate in the sewer to exceed the capacity.
EGLE Action: Long-term Control Program

MG = million gallons
CSO Discharges are as a result of wet weather. Dry weather CSO discharges are classified as SSOs.

MICHIGAN DEPARTMENT OF ENVIRONMENT, GREAT LAKES, AND ENERGY

Combined Sewer Overflow Detail Report
January 1 - December 31, 2019

Wayne Co/Dearborn Heights CSO

Submission ID. **HNN-7RBZ-EQD0V**
Permit **MI0051489**
Outfall **M14**

Start Day	Start Time	End Day	End Time
3/9/2019	9:44:00 PM	3/9/2019	11:44:00 PM

Rain(in.) = 0.6
Waterbody: Middle Rouge River

Partially Treated (MG)

Dilute Raw Sewage (MG)
0.200

Cause: Significant snow melt and rain caused the flow rate in the sewer to exceed the capacity.
EGLE Action: Long-term Control Program

Wayne Co/Dearborn Heights CSO

Submission ID. **HNN-7RBZ-EQD0V**
Permit **MI0051489**
Outfall **U01**

Start Day	Start Time	End Day	End Time
3/9/2019	9:44:00 PM	3/9/2019	11:44:00 PM

Rain(in.) = 0.6
Waterbody: Rouge River

Partially Treated (MG)

Dilute Raw Sewage (MG)
0.200

Cause: Significant snow melt and rain caused the flow rate in the sewer to exceed the capacity.
EGLE Action: Long-term Control Program

Wayne Co/Dearborn Heights CSO

Submission ID. **HNN-QMRX-FS8QW**
Permit **MI0051489**
Outfall **L43**

Start Day	Start Time	End Day	End Time
3/30/2019	6:00:00 AM	3/31/2019	12:16:00 AM

Rain(in.) = 1.42
Waterbody: Lower Rouge River

Partially Treated (MG)

Dilute Raw Sewage (MG)
0.100

Cause: A significant rainfall event occurred which caused the flow rate in the sewer to exceed the capacity.
EGLE Action: Long-term Control Program

MG = million gallons
CSO Discharges are as a result of wet weather. Dry weather CSO discharges are classified as SSOs.

MICHIGAN DEPARTMENT OF ENVIRONMENT, GREAT LAKES, AND ENERGY

Combined Sewer Overflow Detail Report
January 1 - December 31, 2019

Wayne Co/Dearborn Heights CSO

Submission ID. HNN-QMRX-FS8QW
Permit MI0051489
Outfall M13

Start Day	Start Time	End Day	End Time
3/30/2019	6:00:00 AM	3/31/2019	12:16:00 AM

Rain(in.) = 1.42
Waterbody: Middle Rouge River

Partially Treated (MG)	Dilute Raw Sewage (MG)
	0.200

Cause: A significant rainfall event occurred which caused the flow rate in the sewer to exceed the capacity.
EGLE Action: Long-term Control Program

Wayne Co/Dearborn Heights CSO

Submission ID. HNN-QMRX-FS8QW
Permit MI0051489
Outfall M14

Start Day	Start Time	End Day	End Time
3/30/2019	6:00:00 AM	3/31/2019	12:16:00 AM

Rain(in.) = 1.42
Waterbody: Middle Rouge River

Partially Treated (MG)	Dilute Raw Sewage (MG)
	0.200

Cause: A significant rainfall event occurred which caused the flow rate in the sewer to exceed the capacity.
EGLE Action: Long-term Control Program

MG = million gallons
CSO Discharges are as a result of wet weather. Dry weather CSO discharges are classified as SSOs.

MICHIGAN DEPARTMENT OF ENVIRONMENT, GREAT LAKES, AND ENERGY

Combined Sewer Overflow Detail Report
January 1 - December 31, 2019

Wayne Co/Dearborn Heights CSO

Submission ID. **HNN-QMRX-FS8QW**
Permit **MI0051489**
Outfall **U01**

Start Day	Start Time	End Day	End Time
3/30/2019	6:00:00 AM	3/31/2019	12:16:00 AM

Rain(in.) = 1.42
Waterbody: Upper Rouge River

Partially Treated (MG)

Dilute Raw Sewage (MG)
0.200

Cause: A significant rainfall event occurred which caused the flow rate in the sewer to exceed the capacity.
EGLE Action: Long-term Control Program

Wayne Co/Dearborn Heights CSO

Submission ID. **HNP-2ET7-ZQ1Q5**
Permit **MI0051489**
Outfall **L43**

Start Day	Start Time	End Day	End Time
4/14/2019	2:08:00 PM	4/14/2019	2:24:00 PM

Rain(in.) = 0.66
Waterbody: Lower Rouge River

Partially Treated (MG)

Dilute Raw Sewage (MG)
0.100

Cause: Significant rainfall event occurred which caused the flow rate in the sewer to exceed the capacity.
EGLE Action: Long-term Control Program

Wayne Co/Dearborn Heights CSO

Submission ID. **HNP-2ET7-ZQ1Q5**
Permit **MI0051489**
Outfall **M13**

Start Day	Start Time	End Day	End Time
4/14/2019	2:08:00 PM	4/14/2019	2:24:00 PM

Rain(in.) = 0.66
Waterbody: Middle Rouge River

Partially Treated (MG)

Dilute Raw Sewage (MG)
0.100

Cause: Significant rainfall event occurred which caused the flow rate in the sewer to exceed the capacity.
EGLE Action: Long-term Control Program

MG = million gallons
CSO Discharges are as a result of wet weather. Dry weather CSO discharges are classified as SSOs.

MICHIGAN DEPARTMENT OF ENVIRONMENT, GREAT LAKES, AND ENERGY

Combined Sewer Overflow Detail Report
January 1 - December 31, 2019

Wayne Co/Dearborn Heights CSO

Submission ID. **HNP-2ET7-ZQ1Q5**
Permit **MI0051489**
Outfall **M14**

Start Day	Start Time	End Day	End Time
4/14/2019	2:08:00 PM	4/14/2019	2:24:00 PM

Rain(in.) = 0.66
Waterbody: Middle Rouge River

Partially Treated (MG)
Dilute Raw Sewage (MG)
0.100

Cause: Significant rainfall event occurred which caused the flow rate in the sewer to exceed the capacity.
EGLE Action: Long-term Control Program

Wayne Co/Dearborn Heights CSO

Submission ID. **HNP-2ET7-ZQ1Q5**
Permit **MI0051489**
Outfall **U01**

Start Day	Start Time	End Day	End Time
4/14/2019	2:08:00 PM	4/14/2019	2:24:00 PM

Rain(in.) = 0.66
Waterbody: Rouge River

Partially Treated (MG)
Dilute Raw Sewage (MG)
0.100

Cause: Significant rainfall event occurred which caused the flow rate in the sewer to exceed the capacity.
EGLE Action: Long-term Control Program

Wayne Co/Dearborn Heights CSO

Submission ID. **HNP-A91E-91W6W**
Permit **MI0051489**
Outfall **L43**

Start Day	Start Time	End Day	End Time
4/19/2019	8:23:00 AM	4/21/2019	12:48:00 AM

Rain(in.) = 1.43
Waterbody: Lower Rouge River

Partially Treated (MG)
Dilute Raw Sewage (MG)
0.100

Cause: Significant rainfall event occurred which caused the flow rate in the sewer to exceed the capacity.
EGLE Action: Long-term Control Program

MG = million gallons
CSO Discharges are as a result of wet weather. Dry weather CSO discharges are classified as SSOs.

MICHIGAN DEPARTMENT OF ENVIRONMENT, GREAT LAKES, AND ENERGY

Combined Sewer Overflow Detail Report
January 1 - December 31, 2019

Wayne Co/Dearborn Heights CSO

Submission ID. **HNP-A91E-91W6W**
Permit **MI0051489**
Outfall **M13**

Start Day	Start Time	End Day	End Time
4/19/2019	8:23:00 AM	4/21/2019	12:48:00 AM

Rain(in.) = 1.43
Waterbody: Middle Rouge River

Partially Treated (MG)	Dilute Raw Sewage (MG)
	0.300

Cause: Significant rainfall event occurred which caused the flow rate in the sewer to exceed the capacity.
EGLE Action: Long-term Control Program

Wayne Co/Dearborn Heights CSO

Submission ID. **HNP-A91E-91W6W**
Permit **MI0051489**
Outfall **M14**

Start Day	Start Time	End Day	End Time
4/19/2019	8:23:00 AM	4/21/2019	12:48:00 AM

Rain(in.) = 1.43
Waterbody: Middle Rouge River

Partially Treated (MG)	Dilute Raw Sewage (MG)
	0.300

Cause: Significant rainfall event occurred which caused the flow rate in the sewer to exceed the capacity.
EGLE Action: Long-term Control Program

Wayne Co/Dearborn Heights CSO

Submission ID. **HNP-A91E-91W6W**
Permit **MI0051489**
Outfall **U01**

Start Day	Start Time	End Day	End Time
4/19/2019	8:23:00 AM	4/21/2019	12:48:00 AM

Rain(in.) = 1.43
Waterbody: Rouge River

Partially Treated (MG)	Dilute Raw Sewage (MG)
	0.300

Cause: Significant rainfall event occurred which caused the flow rate in the sewer to exceed the capacity.
EGLE Action: Long-term Control Program

MG = million gallons
CSO Discharges are as a result of wet weather. Dry weather CSO discharges are classified as SSOs.

MICHIGAN DEPARTMENT OF ENVIRONMENT, GREAT LAKES, AND ENERGY

Combined Sewer Overflow Detail Report
January 1 - December 31, 2019

Wayne Co/Dearborn Heights CSO

Submission ID. **HNP-EDTJ-PV4RN**
Permit **MI0051489**
Outfall **L43**

Start Day	Start Time	End Day	End Time
4/25/2019	10:37:00 PM	4/26/2019	2:44:00 PM

Rain(in.) = 1.15
Waterbody: Lower Rouge River

Partially Treated (MG)

Dilute Raw Sewage (MG)
0.100

Cause: Significant rainfall event occurred which caused the flow rate in the sewer to exceed the capacity.
EGLE Action: Long-term Control Program

Wayne Co/Dearborn Heights CSO

Submission ID. **HNP-EDTJ-PV4RN**
Permit **MI0051489**
Outfall **M13**

Start Day	Start Time	End Day	End Time
4/25/2019	10:37:00 PM	4/26/2019	2:44:00 PM

Rain(in.) = 1.15
Waterbody: Middle Rouge River

Partially Treated (MG)

Dilute Raw Sewage (MG)
0.100

Cause: Significant rainfall event occurred which caused the flow rate in the sewer to exceed the capacity.
EGLE Action: Long-term Control Program

Wayne Co/Dearborn Heights CSO

Submission ID. **HNP-EDTJ-PV4RN**
Permit **MI0051489**
Outfall **M14**

Start Day	Start Time	End Day	End Time
4/25/2019	10:37:00 PM	4/26/2019	2:44:00 PM

Rain(in.) = 1.15
Waterbody: Middle Rouge River

Partially Treated (MG)

Dilute Raw Sewage (MG)
0.100

Cause: Significant rainfall event occurred which caused the flow rate in the sewer to exceed the capacity.
EGLE Action: Long-term Control Program

MG = million gallons
CSO Discharges are as a result of wet weather. Dry weather CSO discharges are classified as SSOs.

MICHIGAN DEPARTMENT OF ENVIRONMENT, GREAT LAKES, AND ENERGY

Combined Sewer Overflow Detail Report
January 1 - December 31, 2019

Wayne Co/Dearborn Heights CSO

Submission ID. **HNP-EDTJ-PV4RN**
Permit **MI0051489**
Outfall **U01**

Start Day	Start Time	End Day	End Time
4/25/2019	10:37:00 PM	4/26/2019	2:44:00 PM

Rain(in.) = 1.15
Waterbody: Rouge River

Partially Treated (MG)

Dilute Raw Sewage (MG)
0.100

Cause: Significant rainfall event occurred which caused the flow rate in the sewer to exceed the capacity.
EGLE Action: Long-term Control Program

Wayne Co/Dearborn Heights CSO

Submission ID. **HNP-MH9R-B35CP**
Permit **MI0051489**
Outfall **L43**

Start Day	Start Time	End Day	End Time
4/28/2019	12:34:00 AM	5/3/2019	5:41:00 AM

Rain(in.) = 2.6
Waterbody: Lower Rouge River

Partially Treated (MG)

Dilute Raw Sewage (MG)
2.300

Cause: Significant rainfall event occurred which caused the flow rate in the sewer to exceed the capacity.
EGLE Action: Long-term Control Program

Wayne Co/Dearborn Heights CSO

Submission ID. **HNP-MH9R-B35CP**
Permit **MI0051489**
Outfall **M13**

Start Day	Start Time	End Day	End Time
4/28/2019	12:34:00 AM	5/3/2019	5:41:00 AM

Rain(in.) = 2.6
Waterbody: Middle Rouge River

Partially Treated (MG)

Dilute Raw Sewage (MG)
5.400

Cause: Significant rainfall event occurred which caused the flow rate in the sewer to exceed the capacity.
EGLE Action: Long-term Control Program

MG = million gallons
CSO Discharges are as a result of wet weather. Dry weather CSO discharges are classified as SSOs.

MICHIGAN DEPARTMENT OF ENVIRONMENT, GREAT LAKES, AND ENERGY

Combined Sewer Overflow Detail Report
January 1 - December 31, 2019

Wayne Co/Dearborn Heights CSO

Submission ID. **HNP-MH9R-B35CP**
Permit **MI0051489**
Outfall **M14**

Start Day	Start Time	End Day	End Time
4/28/2019	12:34:00 AM	5/3/2019	5:41:00 AM

Rain(in.) = 2.6
Waterbody: Middle Rouge River

Partially Treated (MG)

Dilute Raw Sewage (MG)
4.500

Cause: Significant rainfall event occurred which caused the flow rate in the sewer to exceed the capacity.
EGLE Action: Long-term Control Program

Wayne Co/Dearborn Heights CSO

Submission ID. **HNP-MH9R-B35CP**
Permit **MI0051489**
Outfall **U01**

Start Day	Start Time	End Day	End Time
4/28/2019	12:34:00 AM	5/3/2019	5:41:00 AM

Rain(in.) = 2.6
Waterbody: Rouge River

Partially Treated (MG)

Dilute Raw Sewage (MG)
4.700

Cause: Significant rainfall event occurred which caused the flow rate in the sewer to exceed the capacity.
EGLE Action: Long-term Control Program

Wayne Co/Dearborn Heights CSO

Submission ID. **HNP-MJ2T-QQZ0N**
Permit **MI0051489**
Outfall **L43**

Start Day	Start Time	End Day	End Time
5/7/2019	8:13:00 AM	5/7/2019	8:25:00 AM

Rain(in.) = 0.4
Waterbody: Lower Rouge River

Partially Treated (MG)

Dilute Raw Sewage (MG)
0.100

Cause: Significant rainfall event occurred which caused the flow rate in the sewer to exceed the capacity.
EGLE Action: Long-term Control Program

MG = million gallons
CSO Discharges are as a result of wet weather. Dry weather CSO discharges are classified as SSOs.

MICHIGAN DEPARTMENT OF ENVIRONMENT, GREAT LAKES, AND ENERGY

Combined Sewer Overflow Detail Report
January 1 - December 31, 2019

Wayne Co/Dearborn Heights CSO

Submission ID. **HNP-MJ2T-QQZ0N**
Permit **MI0051489**
Outfall **M13**

Start Day	Start Time	End Day	End Time
5/7/2019	8:13:00 AM	5/7/2019	8:25:00 AM

Rain(in.) = 0.4
Waterbody: Middle Rouge River

Partially Treated (MG)
Dilute Raw Sewage (MG)
0.100

Cause: Significant rainfall event occurred which caused the flow rate in the sewer to exceed the capacity.
EGLE Action: Long-term Control Program

Wayne Co/Dearborn Heights CSO

Submission ID. **HNP-MJ2T-QQZ0N**
Permit **MI0051489**
Outfall **M14**

Start Day	Start Time	End Day	End Time
5/7/2019	8:13:00 AM	5/7/2019	8:25:00 AM

Rain(in.) = 0.4
Waterbody: Middle Rouge River

Partially Treated (MG)
Dilute Raw Sewage (MG)
0.100

Cause: Significant rainfall event occurred which caused the flow rate in the sewer to exceed the capacity.
EGLE Action: Long-term Control Program

Wayne Co/Dearborn Heights CSO

Submission ID. **HNP-MJ2T-QQZ0N**
Permit **MI0051489**
Outfall **U01**

Start Day	Start Time	End Day	End Time
5/7/2019	8:13:00 AM	5/7/2019	8:25:00 AM

Rain(in.) = 0.4
Waterbody: Rouge River

Partially Treated (MG)
Dilute Raw Sewage (MG)
0.100

Cause: Significant rainfall event occurred which caused the flow rate in the sewer to exceed the capacity.
EGLE Action: Long-term Control Program

MG = million gallons
CSO Discharges are as a result of wet weather. Dry weather CSO discharges are classified as SSOs.

MICHIGAN DEPARTMENT OF ENVIRONMENT, GREAT LAKES, AND ENERGY

Combined Sewer Overflow Detail Report
January 1 - December 31, 2019

Wayne Co/Dearborn Heights CSO

Submission ID. **HNP-VKMA-QPZFE**
Permit **MI0051489**
Outfall **L43**

Start Day	Start Time	End Day	End Time
5/18/2019	9:04:00 AM	5/18/2019	9:18:00 AM

Rain(in.) = 0.42
Waterbody: Lower River Rouge

Partially Treated (MG)

Dilute Raw Sewage (MG)
0.040

Cause: Significant rainfall event occurred which caused the flow rate in the sewer to exceed the capacity.
EGLE Action: Long-term Control Program

Wayne Co/Dearborn Heights CSO

Submission ID. **HNP-VKMA-QPZFE**
Permit **MI0051489**
Outfall **M13**

Start Day	Start Time	End Day	End Time
5/18/2019	9:04:00 AM	5/18/2019	9:18:00 AM

Rain(in.) = 0.42
Waterbody: Middle River Rouge

Partially Treated (MG)

Dilute Raw Sewage (MG)
0.100

Cause: Significant rainfall event occurred which caused the flow rate in the sewer to exceed the capacity.
EGLE Action: Long-term Control Program

Wayne Co/Dearborn Heights CSO

Submission ID. **HNP-VKMA-QPZFE**
Permit **MI0051489**
Outfall **M14**

Start Day	Start Time	End Day	End Time
5/18/2019	9:04:00 AM	5/18/2019	9:18:00 AM

Rain(in.) = 0.42
Waterbody: Middle River Rouge

Partially Treated (MG)

Dilute Raw Sewage (MG)
0.100

Cause: Significant rainfall event occurred which caused the flow rate in the sewer to exceed the capacity.
EGLE Action: Long-term Control Program

MG = million gallons
CSO Discharges are as a result of wet weather. Dry weather CSO discharges are classified as SSOs.

MICHIGAN DEPARTMENT OF ENVIRONMENT, GREAT LAKES, AND ENERGY

Combined Sewer Overflow Detail Report
January 1 - December 31, 2019

Wayne Co/Dearborn Heights CSO

Submission ID. **HNP-VKMA-QPZFE**
Permit **MI0051489**
Outfall **U01**

Start Day	Start Time	End Day	End Time
5/18/2019	9:04:00 AM	5/18/2019	9:18:00 AM

Rain(in.) = 0.42
Waterbody: River Rouge

Partially Treated (MG)
Dilute Raw Sewage (MG)
0.100

Cause: Significant rainfall event occurred which caused the flow rate in the sewer to exceed the capacity.
EGLE Action: Long-term Control Program

Wayne Co/Dearborn Heights CSO

Submission ID. **HNR-29A6-G38Z7**
Permit **MI0051489**
Outfall **L43**

Start Day	Start Time	End Day	End Time
7/6/2019	3:35:00 PM	7/6/2019	5:42:00 PM

Rain(in.) = 1.53
Waterbody: Lower Rouge River

Partially Treated (MG)
Dilute Raw Sewage (MG)
0.200

Cause: Significant rainfall event occurred which caused the flow rate in the sewer to exceed the capacity.
EGLE Action: Long-term Control Program

Wayne Co/Dearborn Heights CSO

Submission ID. **HNR-29A6-G38Z7**
Permit **MI0051489**
Outfall **M13**

Start Day	Start Time	End Day	End Time
7/6/2019	3:35:00 PM	7/6/2019	5:42:00 PM

Rain(in.) = 1.53
Waterbody: Middle Rouge River

Partially Treated (MG)
Dilute Raw Sewage (MG)
0.400

Cause: Significant rainfall event occurred which caused the flow rate in the sewer to exceed the capacity.
EGLE Action: Long-term Control Program

MG = million gallons
CSO Discharges are as a result of wet weather. Dry weather CSO discharges are classified as SSOs.

MICHIGAN DEPARTMENT OF ENVIRONMENT, GREAT LAKES, AND ENERGY

Combined Sewer Overflow Detail Report
January 1 - December 31, 2019

Wayne Co/Dearborn Heights CSO

Submission ID. **HNR-29A6-G38Z7**
Permit **MI0051489**
Outfall **M14**

Start Day	Start Time	End Day	End Time
7/6/2019	3:35:00 PM	7/6/2019	5:42:00 PM

Rain(in.) = 1.53
Waterbody: Middle Rouge River

Partially Treated (MG)

Dilute Raw Sewage (MG)
0.300

Cause: Significant rainfall event occurred which caused the flow rate in the sewer to exceed the capacity.
EGLE Action: Long-term Control Program

Wayne Co/Dearborn Heights CSO

Submission ID. **HNR-29A6-G38Z7**
Permit **MI0051489**
Outfall **U01**

Start Day	Start Time	End Day	End Time
7/6/2019	3:35:00 PM	7/6/2019	5:42:00 PM

Rain(in.) = 1.53
Waterbody: Rouge River

Partially Treated (MG)

Dilute Raw Sewage (MG)
0.300

Cause: Significant rainfall event occurred which caused the flow rate in the sewer to exceed the capacity.
EGLE Action: Long-term Control Program

Wayne Co/Dearborn Heights CSO

Submission ID. **HNR-9HBQ-AAR1F**
Permit **MI0051489**
Outfall **L43**

Start Day	Start Time	End Day	End Time
7/15/2019	8:20:00 PM	7/15/2019	8:48:00 PM

Rain(in.) = 1.37
Waterbody: Lower Rouge River

Partially Treated (MG)

Dilute Raw Sewage (MG)
0.200

Cause: Significant rainfall event occurred which caused the flow rate in the sewer to exceed the capacity.
EGLE Action: Long-term Control Program

MG = million gallons
CSO Discharges are as a result of wet weather. Dry weather CSO discharges are classified as SSOs.

MICHIGAN DEPARTMENT OF ENVIRONMENT, GREAT LAKES, AND ENERGY

Combined Sewer Overflow Detail Report
January 1 - December 31, 2019

Wayne Co/Dearborn Heights CSO

Submission ID. **HNR-9HBQ-AAR1F**
Permit **MI0051489**
Outfall **M13**

Start Day	Start Time	End Day	End Time
7/15/2019	8:20:00 PM	7/15/2019	8:48:00 PM

Rain(in.) = 1.37
Waterbody: Middle Rouge River

Partially Treated (MG)

Dilute Raw Sewage (MG)
0.500

Cause: Significant rainfall event occurred which caused the flow rate in the sewer to exceed the capacity.
EGLE Action: Long-term Control Program

Wayne Co/Dearborn Heights CSO

Submission ID. **HNR-9HBQ-AAR1F**
Permit **MI0051489**
Outfall **M14**

Start Day	Start Time	End Day	End Time
7/15/2019	8:20:00 PM	7/15/2019	8:48:00 PM

Rain(in.) = 1.37
Waterbody: Middle Rouge River

Partially Treated (MG)

Dilute Raw Sewage (MG)
0.400

Cause: Significant rainfall event occurred which caused the flow rate in the sewer to exceed the capacity.
EGLE Action: Long-term Control Program

Wayne Co/Dearborn Heights CSO

Submission ID. **HNR-9HBQ-AAR1F**
Permit **MI0051489**
Outfall **U01**

Start Day	Start Time	End Day	End Time
7/15/2019	8:20:00 PM	7/15/2019	8:48:00 PM

Rain(in.) = 1.37
Waterbody: Rouge River

Partially Treated (MG)

Dilute Raw Sewage (MG)
0.400

Cause: Significant rainfall event occurred which caused the flow rate in the sewer to exceed the capacity.
EGLE Action: Long-term Control Program

MG = million gallons
CSO Discharges are as a result of wet weather. Dry weather CSO discharges are classified as SSOs.

MICHIGAN DEPARTMENT OF ENVIRONMENT, GREAT LAKES, AND ENERGY

Combined Sewer Overflow Detail Report
January 1 - December 31, 2019

Wayne Co/Dearborn Heights CSO

Submission ID. **HNR-A9WK-7X1PP**
Permit **MI0051489**
Outfall **L43**

Start Day	Start Time	End Day	End Time
7/16/2019	8:07:00 PM	7/16/2019	11:45:00 PM

Rain(in.) = 1.17
Waterbody: Lower Rouge River

Partially Treated (MG)

Dilute Raw Sewage (MG)
0.200

Cause: Significant rainfall event occurred which caused the flow rate in the sewer to exceed the capacity.
EGLE Action: Long-term Control Program

Wayne Co/Dearborn Heights CSO

Submission ID. **HNR-A9WK-7X1PP**
Permit **MI0051489**
Outfall **M13**

Start Day	Start Time	End Day	End Time
7/16/2019	8:07:00 PM	7/16/2019	11:45:00 PM

Rain(in.) = 1.17
Waterbody: Middle Rouge River

Partially Treated (MG)

Dilute Raw Sewage (MG)
0.400

Cause: Significant rainfall event occurred which caused the flow rate in the sewer to exceed the capacity.
EGLE Action: Long-term Control Program

Wayne Co/Dearborn Heights CSO

Submission ID. **HNR-A9WK-7X1PP**
Permit **MI0051489**
Outfall **M14**

Start Day	Start Time	End Day	End Time
7/16/2019	8:07:00 PM	7/16/2019	11:45:00 PM

Rain(in.) = 1.17
Waterbody: Middle Rouge River

Partially Treated (MG)

Dilute Raw Sewage (MG)
0.400

Cause: Significant rainfall event occurred which caused the flow rate in the sewer to exceed the capacity.
EGLE Action: Long-term Control Program

MG = million gallons
CSO Discharges are as a result of wet weather. Dry weather CSO discharges are classified as SSOs.

MICHIGAN DEPARTMENT OF ENVIRONMENT, GREAT LAKES, AND ENERGY

Combined Sewer Overflow Detail Report
January 1 - December 31, 2019

Wayne Co/Dearborn Heights CSO

Submission ID. **HNR-A9WK-7X1PP**
Permit **MI0051489**
Outfall **U01**

Start Day	Start Time	End Day	End Time
7/16/2019	8:07:00 PM	7/16/2019	11:45:00 PM

Rain(in.) = 1.17
Waterbody: Rouge River

Partially Treated (MG)

Dilute Raw Sewage (MG)
0.400

Cause: Significant rainfall event occurred which caused the flow rate in the sewer to exceed the capacity.
EGLE Action: Long-term Control Program

Wayne Co/Dearborn Heights CSO

Submission ID. **HNR-CKNM-3VA3K**
Permit **MI0051489**
Outfall **L43**

Start Day	Start Time	End Day	End Time
7/19/2019	5:56:00 PM	7/19/2019	6:10:00 PM

Rain(in.) = 0.44
Waterbody: Lower Rouge River

Partially Treated (MG)

Dilute Raw Sewage (MG)
0.100

Cause: Significant rainfall event occurred which caused the flow rate in the sewer to exceed the capacity.
EGLE Action: Long-term Control Program

Wayne Co/Dearborn Heights CSO

Submission ID. **HNR-CKNM-3VA3K**
Permit **MI0051489**
Outfall **M13**

Start Day	Start Time	End Day	End Time
7/19/2019	5:56:00 PM	7/19/2019	6:10:00 PM

Rain(in.) = 0.44
Waterbody: Middle Rouge River

Partially Treated (MG)

Dilute Raw Sewage (MG)
0.300

Cause: Significant rainfall event occurred which caused the flow rate in the sewer to exceed the capacity.
EGLE Action: Long-term Control Program

MG = million gallons
CSO Discharges are as a result of wet weather. Dry weather CSO discharges are classified as SSOs.

MICHIGAN DEPARTMENT OF ENVIRONMENT, GREAT LAKES, AND ENERGY

Combined Sewer Overflow Detail Report
January 1 - December 31, 2019

Wayne Co/Dearborn Heights CSO

Submission ID. **HNR-CKNM-3VA3K**
Permit **MI0051489**
Outfall **M14**

Start Day	Start Time	End Day	End Time
7/19/2019	5:56:00 PM	7/19/2019	6:10:00 PM

Rain(in.) = 0.44
Waterbody: Middle Rouge River

Partially Treated (MG)

Dilute Raw Sewage (MG)
0.200

Cause: Significant rainfall event occurred which caused the flow rate in the sewer to exceed the capacity.
EGLE Action: Long-term Control Program

Wayne Co/Dearborn Heights CSO

Submission ID. **HNR-CKNM-3VA3K**
Permit **MI0051489**
Outfall **U01**

Start Day	Start Time	End Day	End Time
7/19/2019	5:56:00 PM	7/19/2019	6:10:00 PM

Rain(in.) = 0.44
Waterbody: Rouge River

Partially Treated (MG)

Dilute Raw Sewage (MG)
0.300

Cause: Significant rainfall event occurred which caused the flow rate in the sewer to exceed the capacity.
EGLE Action: Long-term Control Program

Wayne Co/Dearborn Heights CSO

Submission ID. **HNS-AY6G-PJE7G**
Permit **MI0051489**
Outfall **L43**

Start Day	Start Time	End Day	End Time
8/27/2019	7:50:00 AM	8/27/2019	7:59:00 AM

Rain(in.) = 1.1
Waterbody: Lower Rouge River

Partially Treated (MG)

Dilute Raw Sewage (MG)
0.100

Cause: Significant rainfall event occurred which caused the flow rate in the sewer to exceed the capacity.
EGLE Action: Long-term Control Program

MG = million gallons
CSO Discharges are as a result of wet weather. Dry weather CSO discharges are classified as SSOs.

MICHIGAN DEPARTMENT OF ENVIRONMENT, GREAT LAKES, AND ENERGY

Combined Sewer Overflow Detail Report
January 1 - December 31, 2019

Wayne Co/Dearborn Heights CSO

Submission ID. **HNS-AY6G-PJE7G**
Permit **MI0051489**
Outfall **M13**

Start Day	Start Time	End Day	End Time
8/27/2019	7:50:00 AM	8/27/2019	7:59:00 AM

Rain(in.) = 1.1
Waterbody: Middle Rouge River

Partially Treated (MG)

Dilute Raw Sewage (MG)
0.200

Cause: Significant rainfall event occurred which caused the flow rate in the sewer to exceed the capacity.
EGLE Action: Long-term Control Program

Wayne Co/Dearborn Heights CSO

Submission ID. **HNS-AY6G-PJE7G**
Permit **MI0051489**
Outfall **M14**

Start Day	Start Time	End Day	End Time
8/27/2019	7:50:00 AM	8/27/2019	7:59:00 AM

Rain(in.) = 1.1
Waterbody: Middle Rouge River

Partially Treated (MG)

Dilute Raw Sewage (MG)
0.100

Cause: Significant rainfall event occurred which caused the flow rate in the sewer to exceed the capacity.
EGLE Action: Long-term Control Program

Wayne Co/Dearborn Heights CSO

Submission ID. **HNS-AY6G-PJE7G**
Permit **MI0051489**
Outfall **U01**

Start Day	Start Time	End Day	End Time
8/27/2019	7:50:00 AM	8/27/2019	7:59:00 AM

Rain(in.) = 1.1
Waterbody: Rouge River

Partially Treated (MG)

Dilute Raw Sewage (MG)
0.100

Cause: Significant rainfall event occurred which caused the flow rate in the sewer to exceed the capacity.
EGLE Action: Long-term Control Program

MG = million gallons
CSO Discharges are as a result of wet weather. Dry weather CSO discharges are classified as SSOs.

MICHIGAN DEPARTMENT OF ENVIRONMENT, GREAT LAKES, AND ENERGY

Combined Sewer Overflow Detail Report
January 1 - December 31, 2019

Wayne Co/Dearborn Heights CSO

Submission ID. **HNS-Q27G-QQH34**
Permit **MI0051489**
Outfall **L43**

Start Day	Start Time	End Day	End Time
9/11/2019	7:38:00 PM	9/11/2019	11:03:00 PM

Rain(in.) = 1.21
Waterbody: Lower Rouge River

Partially Treated (MG)
Dilute Raw Sewage (MG)
0.100

Cause: Significant rainfall event occurred which caused the flow rate in the sewer to exceed the capacity.
EGLE Action: Long-term Control Program

Wayne Co/Dearborn Heights CSO

Submission ID. **HNS-Q27G-QQH34**
Permit **MI0051489**
Outfall **M13**

Start Day	Start Time	End Day	End Time
9/11/2019	7:38:00 PM	9/11/2019	11:03:00 PM

Rain(in.) = 1.21
Waterbody: Middle Rouge River

Partially Treated (MG)
Dilute Raw Sewage (MG)
0.100

Cause: Significant rainfall event occurred which caused the flow rate in the sewer to exceed the capacity.
EGLE Action: Long-term Control Program

Wayne Co/Dearborn Heights CSO

Submission ID. **HNS-Q27G-QQH34**
Permit **MI0051489**
Outfall **M14**

Start Day	Start Time	End Day	End Time
9/11/2019	7:38:00 PM	9/11/2019	11:03:00 PM

Rain(in.) = 1.21
Waterbody: Middle Rouge River

Partially Treated (MG)
Dilute Raw Sewage (MG)
0.100

Cause: Significant rainfall event occurred which caused the flow rate in the sewer to exceed the capacity.
EGLE Action: Long-term Control Program

MG = million gallons
CSO Discharges are as a result of wet weather. Dry weather CSO discharges are classified as SSOs.

MICHIGAN DEPARTMENT OF ENVIRONMENT, GREAT LAKES, AND ENERGY

Combined Sewer Overflow Detail Report
January 1 - December 31, 2019

Wayne Co/Dearborn Heights CSO

Submission ID. **HNS-Q27G-QQH34**
Permit **MI0051489**
Outfall **U01**

Start Day	Start Time	End Day	End Time
9/11/2019	7:38:00 PM	9/11/2019	11:03:00 PM

Rain(in.) = 1.21
Waterbody: Rouge River

Partially Treated (MG)

Dilute Raw Sewage (MG)
0.100

Cause: Significant rainfall event occurred which caused the flow rate in the sewer to exceed the capacity.
EGLE Action: Long-term Control Program

Wayne Co/Dearborn Heights CSO

Submission ID. **HNT-7Z22-10CT8**
Permit **MI0051489**
Outfall **L43**

Start Day	Start Time	End Day	End Time
10/3/2019	5:00:00 AM	10/3/2019	6:55:00 AM

Rain(in.) = 1.07
Waterbody: Lower Rouge River

Partially Treated (MG)

Dilute Raw Sewage (MG)
0.040

Cause: Significant rainfall event occurred which caused the flow rate in the sewer to exceed the capacity.
EGLE Action: Long-term Control Program

Wayne Co/Dearborn Heights CSO

Submission ID. **HNT-7Z22-10CT8**
Permit **MI0051489**
Outfall **M13**

Start Day	Start Time	End Day	End Time
10/3/2019	5:00:00 AM	10/3/2019	6:55:00 AM

Rain(in.) = 1.07
Waterbody: Middle Rouge River

Partially Treated (MG)

Dilute Raw Sewage (MG)
0.100

Cause: Significant rainfall event occurred which caused the flow rate in the sewer to exceed the capacity.
EGLE Action: Long-term Control Program

MG = million gallons
CSO Discharges are as a result of wet weather. Dry weather CSO discharges are classified as SSOs.

MICHIGAN DEPARTMENT OF ENVIRONMENT, GREAT LAKES, AND ENERGY

Combined Sewer Overflow Detail Report
January 1 - December 31, 2019

Wayne Co/Dearborn Heights CSO

Submission ID. **HNT-7Z22-10CT8**
Permit **MI0051489**
Outfall **M14**

Start Day	Start Time	End Day	End Time
10/3/2019	5:00:00 AM	10/3/2019	6:55:00 AM

Rain(in.) = 1.07
Waterbody: Middle Rouge River

Partially Treated (MG)

Dilute Raw Sewage (MG)
0.090

Cause: Significant rainfall event occurred which caused the flow rate in the sewer to exceed the capacity.
EGLE Action: Long-term Control Program

Wayne Co/Dearborn Heights CSO

Submission ID. **HNT-7Z22-10CT8**
Permit **MI0051489**
Outfall **U01**

Start Day	Start Time	End Day	End Time
10/3/2019	5:00:00 AM	10/3/2019	6:55:00 AM

Rain(in.) = 1.07
Waterbody: Rouge River

Partially Treated (MG)

Dilute Raw Sewage (MG)
0.090

Cause: Significant rainfall event occurred which caused the flow rate in the sewer to exceed the capacity.
EGLE Action: Long-term Control Program

Wayne Co/Dearborn Heights CSO

Submission ID. **HNT-TEJG-6W637**
Permit **MI0051489**
Outfall **L43**

Start Day	Start Time	End Day	End Time
10/26/2019	8:14:00 PM	10/26/2019	10:52:00 PM

Rain(in.) = 1.36
Waterbody: Lower Rouge River

Partially Treated (MG)

Dilute Raw Sewage (MG)
0.100

Cause: Significant rainfall event occurred which caused the flow rate in the sewer to exceed the capacity.
EGLE Action: Long-term Control Program

MG = million gallons
CSO Discharges are as a result of wet weather. Dry weather CSO discharges are classified as SSOs.

MICHIGAN DEPARTMENT OF ENVIRONMENT, GREAT LAKES, AND ENERGY

Combined Sewer Overflow Detail Report
January 1 - December 31, 2019

Wayne Co/Dearborn Heights CSO

Submission ID. **HNT-TEJG-6W637**
Permit **MI0051489**
Outfall **M13**

Start Day	Start Time	End Day	End Time
10/26/2019	8:14:00 PM	10/26/2019	10:52:00 PM

Rain(in.) = 1.36
Waterbody: Middle Rouge River

Partially Treated (MG)	Dilute Raw Sewage (MG)
	0.200

Cause: Significant rainfall event occurred which caused the flow rate in the sewer to exceed the capacity.
EGLE Action: Long-term Control Program

Wayne Co/Dearborn Heights CSO

Submission ID. **HNT-TEJG-6W637**
Permit **MI0051489**
Outfall **M14**

Start Day	Start Time	End Day	End Time
10/26/2019	8:14:00 PM	10/26/2019	10:52:00 PM

Rain(in.) = 1.36
Waterbody: Middle Rouge River

Partially Treated (MG)	Dilute Raw Sewage (MG)
	0.100

Cause: Significant rainfall event occurred which caused the flow rate in the sewer to exceed the capacity.
EGLE Action: Long-term Control Program

Wayne Co/Dearborn Heights CSO

Submission ID. **HNT-TEJG-6W637**
Permit **MI0051489**
Outfall **U01**

Start Day	Start Time	End Day	End Time
10/26/2019	8:14:00 PM	10/26/2019	10:52:00 PM

Rain(in.) = 1.36
Waterbody: Rouge River

Partially Treated (MG)	Dilute Raw Sewage (MG)
	0.100

Cause: Significant rainfall event occurred which caused the flow rate in the sewer to exceed the capacity.
EGLE Action: Long-term Control Program

MG = million gallons
CSO Discharges are as a result of wet weather. Dry weather CSO discharges are classified as SSOs.

MICHIGAN DEPARTMENT OF ENVIRONMENT, GREAT LAKES, AND ENERGY

Combined Sewer Overflow Detail Report
January 1 - December 31, 2019

Wayne Co/Dearborn Heights CSO

Submission ID. **HNT-VW5S-X21AC**
Permit **MI0051489**
Outfall **L43**

Start Day	Start Time	End Day	End Time
10/31/2019	10:14:00 AM	10/31/2019	3:33:00 PM

Rain(in.) = 1.53
Waterbody: Lower Rouge River

Partially Treated (MG)

Dilute Raw Sewage (MG)
0.100

Cause: Significant rainfall event occurred which caused the flow rate in the sewer to exceed the capacity.
EGLE Action: Long-term Control Program

Wayne Co/Dearborn Heights CSO

Submission ID. **HNT-VW5S-X21AC**
Permit **MI0051489**
Outfall **M13**

Start Day	Start Time	End Day	End Time
10/31/2019	10:14:00 AM	10/31/2019	3:33:00 PM

Rain(in.) = 1.53
Waterbody: Middle Rouge River

Partially Treated (MG)

Dilute Raw Sewage (MG)
0.100

Cause: Significant rainfall event occurred which caused the flow rate in the sewer to exceed the capacity.
EGLE Action: Long-term Control Program

Wayne Co/Dearborn Heights CSO

Submission ID. **HNT-VW5S-X21AC**
Permit **MI0051489**
Outfall **M14**

Start Day	Start Time	End Day	End Time
10/31/2019	10:14:00 AM	10/31/2019	3:33:00 PM

Rain(in.) = 1.53
Waterbody: Middle Rouge River

Partially Treated (MG)

Dilute Raw Sewage (MG)
0.100

Cause: Significant rainfall event occurred which caused the flow rate in the sewer to exceed the capacity.
EGLE Action: Long-term Control Program

MG = million gallons
CSO Discharges are as a result of wet weather. Dry weather CSO discharges are classified as SSOs.

MICHIGAN DEPARTMENT OF ENVIRONMENT, GREAT LAKES, AND ENERGY

Combined Sewer Overflow Detail Report
January 1 - December 31, 2019

Wayne Co/Dearborn Heights CSO

Submission ID. **HNT-VW5S-X21AC**
Permit **MI0051489**
Outfall **U01**

Start Day	Start Time	End Day	End Time
10/31/2019	10:14:00 AM	10/31/2019	3:33:00 PM

Rain(in.) = 1.53
Waterbody: Rouge River

Partially Treated (MG)

Dilute Raw Sewage (MG)
0.100

Cause: Significant rainfall event occurred which caused the flow rate in the sewer to exceed the capacity.
EGLE Action: Long-term Control Program

Wayne Co/Dearborn Heights CSO

Submission ID. **HNV-K9CQ-KM8TW**
Permit **MI0051489**
Outfall **L43**

Start Day	Start Time	End Day	End Time
11/27/2019	7:13:00 AM	11/27/2019	9:15:00 AM

Rain(in.) = 0.67
Waterbody: Lower Rouge River

Partially Treated (MG)

Dilute Raw Sewage (MG)
0.040

Cause: Significant rainfall event occurred which caused the flow rate in the sewer to exceed the capacity.
EGLE Action: Long-term Control Program

Wayne Co/Dearborn Heights CSO

Submission ID. **HNV-K9CQ-KM8TW**
Permit **MI0051489**
Outfall **M13**

Start Day	Start Time	End Day	End Time
11/27/2019	7:13:00 AM	11/27/2019	9:15:00 AM

Rain(in.) = 0.67
Waterbody: Middle Rouge River

Partially Treated (MG)

Dilute Raw Sewage (MG)
0.100

Cause: Significant rainfall event occurred which caused the flow rate in the sewer to exceed the capacity.
EGLE Action: Long-term Control Program

MG = million gallons
CSO Discharges are as a result of wet weather. Dry weather CSO discharges are classified as SSOs.

MICHIGAN DEPARTMENT OF ENVIRONMENT, GREAT LAKES, AND ENERGY

Combined Sewer Overflow Detail Report
January 1 - December 31, 2019

Wayne Co/Dearborn Heights CSO

Submission ID. **HNV-K9CQ-KM8TW**
Permit **MI0051489**
Outfall **M14**

Start Day	Start Time	End Day	End Time
11/27/2019	7:13:00 AM	11/27/2019	9:15:00 AM

Rain(in.) = 0.67
Waterbody: Middle Rouge River

Partially Treated (MG)

Dilute Raw Sewage (MG)
0.100

Cause: Significant rainfall event occurred which caused the flow rate in the sewer to exceed the capacity.
EGLE Action: Long-term Control Program

Wayne Co/Dearborn Heights CSO

Submission ID. **HNV-K9CQ-KM8TW**
Permit **MI0051489**
Outfall **U01**

Start Day	Start Time	End Day	End Time
11/27/2019	7:13:00 AM	11/27/2019	9:15:00 AM

Rain(in.) = 0.67
Waterbody: Rouge River

Partially Treated (MG)

Dilute Raw Sewage (MG)
0.100

Cause: Significant rainfall event occurred which caused the flow rate in the sewer to exceed the capacity.
EGLE Action: Long-term Control Program

Wayne Co/Dearborn Heights CSO

Submission ID. **HNW-CDPV-0E978**
Permit **MI0051489**
Outfall **L43**

Start Day	Start Time	End Day	End Time
12/29/2019	9:15:00 AM	12/30/2019	10:03:00 AM

Rain(in.) = 1.43
Waterbody: Lower Rouge River

Partially Treated (MG)

Dilute Raw Sewage (MG)
0.100

Cause: Significant rainfall event occurred which caused the flow rate in the sewer to exceed the capacity.
EGLE Action: Long-term Control Program

MG = million gallons
CSO Discharges are as a result of wet weather. Dry weather CSO discharges are classified as SSOs.

MICHIGAN DEPARTMENT OF ENVIRONMENT, GREAT LAKES, AND ENERGY

Combined Sewer Overflow Detail Report
January 1 - December 31, 2019

Wayne Co/Dearborn Heights CSO

Submission ID. **HNW-CDPV-0E978**
Permit **MI0051489**
Outfall **M13**

Start Day	Start Time	End Day	End Time
12/29/2019	9:15:00 AM	12/30/2019	10:03:00 AM

Rain(in.) = 1.43
Waterbody: Middle Rouge River

Partially Treated (MG)	Dilute Raw Sewage (MG)
	0.100

Cause: Significant rainfall event occurred which caused the flow rate in the sewer to exceed the capacity.
EGLE Action: Long-term Control Program

Wayne Co/Dearborn Heights CSO

Submission ID. **HNW-CDPV-0E978**
Permit **MI0051489**
Outfall **M14**

Start Day	Start Time	End Day	End Time
12/29/2019	9:15:00 AM	12/30/2019	10:03:00 AM

Rain(in.) = 1.43
Waterbody: Middle Rouge River

Partially Treated (MG)	Dilute Raw Sewage (MG)
	0.100

Cause: Significant rainfall event occurred which caused the flow rate in the sewer to exceed the capacity.
EGLE Action: Long-term Control Program

Wayne Co/Dearborn Heights CSO

Submission ID. **HNW-CDPV-0E978**
Permit **MI0051489**
Outfall **U01**

Start Day	Start Time	End Day	End Time
12/29/2019	9:15:00 AM	12/30/2019	10:03:00 AM

Rain(in.) = 1.43
Waterbody: Rouge River

Partially Treated (MG)	Dilute Raw Sewage (MG)
	0.100

Cause: Significant rainfall event occurred which caused the flow rate in the sewer to exceed the capacity.
EGLE Action: Long-term Control Program

MG = million gallons
CSO Discharges are as a result of wet weather. Dry weather CSO discharges are classified as SSOs.

MICHIGAN DEPARTMENT OF ENVIRONMENT, GREAT LAKES, AND ENERGY

Combined Sewer Overflow Detail Report
January 1 - December 31, 2019

Totals Wayne Co/Dearborn Heights CSO

Partially Treated (MG)	Dilute Raw Sewage (MG)
	32.23

Long-term Control Program revised in reissued permit; construction of retention/treatment basin is complete & facility is "on-line" and the Department agrees that the RTB protects public health, eliminates raw sewage, protects the physical characteristics standard, and does not impact biological communities. An evaluation of the RTB discharges on the dissolved oxygen standard has been submitted and is under Department review. Outfalls M18 & M19 have been eliminated and certified by December, 2005 (flow has been directed to the existing RTB). It is the Departments intent to require in the reissued permit, independent control of the remaining untreated outfall or alternatively work with GLWA on a regional plan by 2025.

Wayne Co/Inkster CSO

Wayne Co/Inkster CSO

Submission ID. **HNM-17TS-YZMSW**
Permit **MI0051471**
Outfall **010**

Start Day	Start Time	End Day	End Time
1/23/2019	8:35:00 AM	1/23/2019	8:06:00 PM

Rain(in.) = 0.89
Waterbody: Lower Rouge River

Partially Treated (MG)	Dilute Raw Sewage (MG)
	0.800

Cause: Wet weather

EGLE Action: Long-term Control Program

MG = million gallons
CSO Discharges are as a result of wet weather. Dry weather CSO discharges are classified as SSOs.

MICHIGAN DEPARTMENT OF ENVIRONMENT, GREAT LAKES, AND ENERGY

Combined Sewer Overflow Detail Report
January 1 - December 31, 2019

Wayne Co/Inkster CSO

Submission ID. **HNM-D5JJ-P3ZX7**
Permit **MI0051471**
Outfall **010**

Start Day	Start Time	End Day	End Time
2/3/2019	2:08:00 PM	2/3/2019	4:51:00 PM

Rain(in.) = 0
Waterbody: Lower Rouge River

Partially Treated (MG)
Dilute Raw Sewage (MG)
0.600

Cause: Significant snow melt occurred which caused the flow rate in the sewer to exceed the capacity.
EGLE Action: Long-term Control Program

Wayne Co/Inkster CSO

Submission ID. **HNM-D69N-**
Permit **MI0051471**
Outfall **010**

Start Day	Start Time	End Day	End Time
2/4/2019	6:02:00 PM	2/4/2019	8:05:00 PM

Rain(in.) = 0.15
Waterbody: Lower Rouge River

Partially Treated (MG)
Dilute Raw Sewage (MG)
0.520

Cause: Significant snow melt and rain caused the flow rate in the sewer to exceed the capacity.
EGLE Action: Long-term Control Program

Wayne Co/Inkster CSO

Submission ID. **HNM-D6VD-ABPQ1**
Permit **MI0051471**
Outfall **010**

Start Day	Start Time	End Day	End Time
2/6/2019	4:58:00 AM	2/6/2019	8:09:00 PM

Rain(in.) = 0.49
Waterbody: Lower Rouge River

Partially Treated (MG)
Dilute Raw Sewage (MG)
0.590

Cause: Significant snow melt and rain caused the flow rate in the sewer to exceed the capacity.
EGLE Action: Long-term Control Program

MG = million gallons
CSO Discharges are as a result of wet weather. Dry weather CSO discharges are classified as SSOs.

MICHIGAN DEPARTMENT OF ENVIRONMENT, GREAT LAKES, AND ENERGY

Combined Sewer Overflow Detail Report
January 1 - December 31, 2019

Wayne Co/Inkster CSO

Submission ID. **HNM-JJQ0-SG9BM**
Permit **MI0051471**
Outfall **010**

Start Day	Start Time	End Day	End Time
2/7/2019	3:05:00 PM	2/7/2019	3:27:00 PM

Rain(in.) = 0.03
Waterbody: Lower Rouge River

Partially Treated (MG)

Dilute Raw Sewage (MG)
0.500

Cause: Significant snow melt occurred which caused the flow rate in the sewer to exceed the capacity.
EGLE Action: Long-term Control Program

Wayne Co/Inkster CSO

Submission ID. **HNM-JKF3-S8A93**
Permit **MI0051471**
Outfall **010**

Start Day	Start Time	End Day	End Time
2/12/2019	2:12:00 PM	2/12/2019	8:01:00 PM

Rain(in.) = 0.67
Waterbody: Lower Rouge River

Partially Treated (MG)

Dilute Raw Sewage (MG)
0.900

Cause: Significant snow melt and rain caused the flow rate in the sewer to exceed the capacity.
EGLE Action: Long-term Control Program

Wayne Co/Inkster CSO

Submission ID. **HNM-NQT1-4NCDR**
Permit **MI0051471**
Outfall **010**

Start Day	Start Time	End Day	End Time
2/14/2019	8:25:00 PM	2/14/2019	8:39:00 PM

Rain(in.) = 0
Waterbody: Lower Rouge River

Partially Treated (MG)

Dilute Raw Sewage (MG)
0.600

Cause: Significant snow melt occurred which caused the flow rate in the sewer to exceed the capacity.
EGLE Action: Long-term Control Program

MG = million gallons
CSO Discharges are as a result of wet weather. Dry weather CSO discharges are classified as SSOs.

MICHIGAN DEPARTMENT OF ENVIRONMENT, GREAT LAKES, AND ENERGY

Combined Sewer Overflow Detail Report
January 1 - December 31, 2019

Wayne Co/Inkster CSO

Submission ID. **HNN-0M0J-8W2B8**
Permit **MI0051471**
Outfall **010**

Start Day	Start Time	End Day	End Time
2/24/2019	3:45:00 AM	2/24/2019	7:30:00 AM

Rain(in.) = 0.37
Waterbody: Lower Rouge River

Partially Treated (MG)
Dilute Raw Sewage (MG)
0.600

Cause: Significant snow melt and rain caused the flow rate in the sewer to exceed the capacity.
EGLE Action: Long-term Control Program

Wayne Co/Inkster CSO

Submission ID. **HNN-7R71-RFVZ7**
Permit **MI0051471**
Outfall **010**

Start Day	Start Time	End Day	End Time
3/9/2019	9:50:00 PM	3/10/2019	12:55:00 AM

Rain(in.) = 0.63
Waterbody: Lower Rouge River

Partially Treated (MG)
Dilute Raw Sewage (MG)
2.100

Cause: Significant snow melt and rain caused the flow rate in the sewer to exceed the capacity.
EGLE Action: Long-term Control Program

Wayne Co/Inkster CSO

Submission ID. **HNN-QMYW-BEFAC**
Permit **MI0051471**
Outfall **010**

Start Day	Start Time	End Day	End Time
3/30/2019	6:20:00 AM	3/31/2019	6:56:00 AM

Rain(in.) = 1.5
Waterbody: Lower Rouge River

Partially Treated (MG)
Dilute Raw Sewage (MG)
1.200

Cause: A significant rainfall event occurred which caused the flow rate in the sewer to exceed the capacity.
EGLE Action: Long-term Control Program

MG = million gallons
CSO Discharges are as a result of wet weather. Dry weather CSO discharges are classified as SSOs.

MICHIGAN DEPARTMENT OF ENVIRONMENT, GREAT LAKES, AND ENERGY

Combined Sewer Overflow Detail Report
January 1 - December 31, 2019

Wayne Co/Inkster CSO

Submission ID. **HNN-NDBZ-2AY80**
Permit **MI0051471**
Outfall **002**

Start Day	Start Time	End Day	End Time
3/30/2019	7:00:00 PM	3/31/2019	6:45:00 AM

Rain(in.) = 1.34
Waterbody: Lower Rouge River

Partially Treated (MG)	Dilute Raw Sewage (MG)
1.90000	

Cause: Significant precipitation, resulting in Combined Sewer Overflow, in exceedance of the storage capacity of the CSO RTB. The discharge received settling and screening.

EGLE Action: Long-term Control Program

Wayne Co/Inkster CSO

Submission ID. **HNN-R7FP-JDN8W**
Permit **MI0051471**
Outfall **010**

Start Day	Start Time	End Day	End Time
4/14/2019	11:26:00 AM	4/14/2019	6:17:00 PM

Rain(in.) = 0.74
Waterbody: Lower Rouge River

Partially Treated (MG)	Dilute Raw Sewage (MG)
	0.800

Cause: Significant rainfall event occurred which caused the flow rate in the sewer to exceed the capacity.

EGLE Action: Long-term Control Program

Wayne Co/Inkster CSO

Submission ID. **HNP-A9GC-GTZXE**
Permit **MI0051471**
Outfall **010**

Start Day	Start Time	End Day	End Time
4/19/2019	8:14:00 AM	4/21/2019	7:30:00 PM

Rain(in.) = 0.82
Waterbody: Lower Rouge River

Partially Treated (MG)	Dilute Raw Sewage (MG)
	2.400

Cause: Significant rainfall event occurred which caused the flow rate in the sewer to exceed the capacity.

EGLE Action: Long-term Control Program

MG = million gallons
CSO Discharges are as a result of wet weather. Dry weather CSO discharges are classified as SSOs.

MICHIGAN DEPARTMENT OF ENVIRONMENT, GREAT LAKES, AND ENERGY

Combined Sewer Overflow Detail Report
January 1 - December 31, 2019

Wayne Co/Inkster CSO

Submission ID. **HNP-5WEM-0J3PJ**
Permit **MI0051471**
Outfall **002**

Start Day	Start Time	End Day	End Time
4/20/2019	4:15:00 PM	4/21/2019	4:45:00 PM

Rain(in.) = 1.15
Waterbody: Lower Rouge River

Partially Treated (MG)	Dilute Raw Sewage (MG)
1.90000	

Cause: Significant precipitation, resulting in Combined Sewer Overflow, in exceedance of the storage capacity of the CSO RTB. The; discharge received settling and screening.

EGLE Action: Long-term Control Program

Wayne Co/Inkster CSO

Submission ID. **HNP-FXQE-DCMEZ**
Permit **MI0051471**
Outfall **010**

Start Day	Start Time	End Day	End Time
4/26/2019	1:34:00 AM	4/27/2019	5:19:00 AM

Rain(in.) = 1.03
Waterbody: Lower Rouge River

Partially Treated (MG)	Dilute Raw Sewage (MG)
	1.600

Cause: Significant rainfall event occurred which caused the flow rate in the sewer to exceed the capacity.

EGLE Action: Long-term Control Program

MG = million gallons
CSO Discharges are as a result of wet weather. Dry weather CSO discharges are classified as SSOs.

MICHIGAN DEPARTMENT OF ENVIRONMENT, GREAT LAKES, AND ENERGY

Combined Sewer Overflow Detail Report
January 1 - December 31, 2019

Wayne Co/Inkster CSO

Submission ID. **HNP-A8RR-5VQ5G**
Permit **MI0051471**
Outfall **002**

Start Day	Start Time	End Day	End Time
4/26/2019	8:05:00 AM	4/28/2019	5:00:00 AM

Rain(in.) = 1.57
Waterbody: Lower Rouge River

Partially Treated (MG)	Dilute Raw Sewage (MG)
1.50000	

Cause: Significant precipitation, resulting in Combined Sewer Overflow, in exceedance of the storage capacity of the CSO RTB. The; discharge received settling and screening.

EGLE Action: Long-term Control Program

Wayne Co/Inkster CSO

Submission ID. **HNP-MHE5-5ZF3D**
Permit **MI0051471**
Outfall **010**

Start Day	Start Time	End Day	End Time
4/29/2019	6:08:00 PM	5/1/2019	5:00:00 PM

Rain(in.) = 3.16
Waterbody: Lower Rouge River

Partially Treated (MG)	Dilute Raw Sewage (MG)
	25.000

Cause: Significant rainfall event occurred which caused the flow rate in the sewer to exceed the capacity.

EGLE Action: Long-term Control Program

Wayne Co/Inkster CSO

Submission ID. **HNP-VKSQ-X605Q**
Permit **MI0051471**
Outfall **010**

Start Day	Start Time	End Day	End Time
5/18/2019	8:46:00 AM	5/18/2019	8:59:00 AM

Rain(in.) = 0.52
Waterbody: Lower Rouge River

Partially Treated (MG)	Dilute Raw Sewage (MG)
	0.800

Cause: Significant rainfall event occurred which caused the flow rate in the sewer to exceed the capacity.

EGLE Action: Long-term Control Program

MG = million gallons
CSO Discharges are as a result of wet weather. Dry weather CSO discharges are classified as SSOs.

MICHIGAN DEPARTMENT OF ENVIRONMENT, GREAT LAKES, AND ENERGY

Combined Sewer Overflow Detail Report
January 1 - December 31, 2019

Wayne Co/Inkster CSO

Submission ID. **HNR-4H22-DCP4Q**
Permit **MI0051471**
Outfall **010**

Start Day	Start Time	End Day	End Time
7/6/2019	3:04:00 PM	7/6/2019	7:48:00 PM

Rain(in.) = 1.84
Waterbody: Lower Rouge River

Partially Treated (MG)

Dilute Raw Sewage (MG)
10.000

Cause: Significant rainfall event occurred which caused the flow rate in the sewer to exceed the capacity.
EGLE Action: Long-term Control Program

Wayne Co/Inkster CSO

Submission ID. **HNR-A9N6-S90EQ**
Permit **MI0051471**
Outfall **010**

Start Day	Start Time	End Day	End Time
7/16/2019	8:16:00 PM	7/16/2019	8:45:00 PM

Rain(in.) = 1.5
Waterbody: Lower Rouge River

Partially Treated (MG)

Dilute Raw Sewage (MG)
2.800

Cause: Significant rainfall event occurred which caused the flow rate in the sewer to exceed the capacity.
EGLE Action: Long-term Control Program

Wayne Co/Inkster CSO

Submission ID. **HNR-CKYP-6140H**
Permit **MI0051471**
Outfall **010**

Start Day	Start Time	End Day	End Time
7/19/2019	5:48:00 PM	7/19/2019	8:30:00 PM

Rain(in.) = 0.51
Waterbody: Lower Rouge River

Partially Treated (MG)

Dilute Raw Sewage (MG)
1.400

Cause: Significant rainfall event occurred which caused the flow rate in the sewer to exceed the capacity.
EGLE Action: Long-term Control Program

MG = million gallons
CSO Discharges are as a result of wet weather. Dry weather CSO discharges are classified as SSOs.

MICHIGAN DEPARTMENT OF ENVIRONMENT, GREAT LAKES, AND ENERGY

Combined Sewer Overflow Detail Report
January 1 - December 31, 2019

Wayne Co/Inkster CSO

Submission ID. **HNS-4A3Q-NPBYB**
Permit **MI0051471**
Outfall **010**

Start Day	Start Time	End Day	End Time
8/18/2019	10:05:00 PM	8/18/2019	11:44:00 PM

Rain(in.) = 0.5
Waterbody: Lower Rouge River

Partially Treated (MG)

Dilute Raw Sewage (MG)
0.800

Cause: Significant rainfall event occurred which caused the flow rate in the sewer to exceed the capacity.
EGLE Action: Long-term Control Program

Wayne Co/Inkster CSO

Submission ID. **HNS-B18S-EA3W2**
Permit **MI0051471**
Outfall **010**

Start Day	Start Time	End Day	End Time
8/27/2019	11:35:00 AM	8/27/2019	11:52:00 AM

Rain(in.) = 0.9
Waterbody: Lower Rouge River

Partially Treated (MG)

Dilute Raw Sewage (MG)
0.600

Cause: Significant rainfall event occurred which caused the flow rate in the sewer to exceed the capacity.
EGLE Action: Long-term Control Program

Wayne Co/Inkster CSO

Submission ID. **HNS-Q1Z6-8KMGQ**
Permit **MI0051471**
Outfall **010**

Start Day	Start Time	End Day	End Time
9/11/2019	7:15:00 PM	9/11/2019	11:27:00 PM

Rain(in.) = 1.96
Waterbody: Lower Rouge River

Partially Treated (MG)

Dilute Raw Sewage (MG)
3.200

Cause: Significant rainfall event occurred which caused the flow rate in the sewer to exceed the capacity.
EGLE Action: Long-term Control Program

MG = million gallons
CSO Discharges are as a result of wet weather. Dry weather CSO discharges are classified as SSOs.

MICHIGAN DEPARTMENT OF ENVIRONMENT, GREAT LAKES, AND ENERGY

Combined Sewer Overflow Detail Report
January 1 - December 31, 2019

Wayne Co/Inkster CSO

Submission ID. **HNS-RJ7G-8J5VQ**
Permit **MI0051471**
Outfall **010**

Start Day	Start Time	End Day	End Time
9/13/2019	5:10:00 PM	9/13/2019	5:33:00 AM

Rain(in.) = 0.26
Waterbody: Lower Rouge River

Partially Treated (MG)

Dilute Raw Sewage (MG)
0.900

Cause: Significant rainfall event occurred which caused the flow rate in the sewer to exceed the capacity.
EGLE Action: Long-term Control Program

Wayne Co/Inkster CSO

Submission ID. **HNT-7YY5-VF70Q**
Permit **MI0051471**
Outfall **010**

Start Day	Start Time	End Day	End Time
10/3/2019	5:00:00 AM	10/3/2019	6:21:00 AM

Rain(in.) = 0.98
Waterbody: Lower Rouge River

Partially Treated (MG)

Dilute Raw Sewage (MG)
1.200

Cause: Significant rainfall event occurred which caused the flow rate in the sewer to exceed the capacity.
EGLE Action: Long-term Control Program

Wayne Co/Inkster CSO

Submission ID. **HNT-TEX8-MJWTJ**
Permit **MI0051471**
Outfall **010**

Start Day	Start Time	End Day	End Time
10/26/2019	8:36:00 PM	10/27/2019	9:21:00 AM

Rain(in.) = 1.36
Waterbody: Lower Rouge River

Partially Treated (MG)

Dilute Raw Sewage (MG)
2.300

Cause: Significant rainfall event occurred which caused the flow rate in the sewer to exceed the capacity.
EGLE Action: Long-term Control Program

MG = million gallons
CSO Discharges are as a result of wet weather. Dry weather CSO discharges are classified as SSOs.

MICHIGAN DEPARTMENT OF ENVIRONMENT, GREAT LAKES, AND ENERGY

Combined Sewer Overflow Detail Report
January 1 - December 31, 2019

Wayne Co/Inkster CSO

Submission ID. **HNT-Y2K6-A3BCQ**
Permit **MI0051471**
Outfall **010**

Start Day	Start Time	End Day	End Time
10/31/2019	10:42:00 AM	10/31/2019	8:50:00 PM

Rain(in.) = 1.45
Waterbody: Lower Rouge River

Partially Treated (MG)

Dilute Raw Sewage (MG)
2.400

Cause: Significant rainfall event occurred which caused the flow rate in the sewer to exceed the capacity.
EGLE Action: Long-term Control Program

Wayne Co/Inkster CSO

Submission ID. **HNV-K9NQ-FCXVB**
Permit **MI0051471**
Outfall **010**

Start Day	Start Time	End Day	End Time
11/27/2019	7:24:00 AM	11/27/2019	9:23:00 AM

Rain(in.) = 0.67
Waterbody: Lower Rouge River

Partially Treated (MG)

Dilute Raw Sewage (MG)
1.100

Cause: Significant rainfall event occurred which caused the flow rate in the sewer to exceed the capacity.
EGLE Action: Long-term Control Program

Wayne Co/Inkster CSO

Submission ID. **HNW-GB2F-MYQBN**
Permit **MI0051471**
Outfall **010**

Start Day	Start Time	End Day	End Time
12/29/2019	9:18:00 AM	12/29/2019	2:06:00 PM

Rain(in.) = 1.45
Waterbody: Lower Rouge River

Partially Treated (MG)

Dilute Raw Sewage (MG)
0.900

Cause: Significant rainfall event occurred which caused the flow rate in the sewer to exceed the capacity.
EGLE Action: Long-term Control Program

MG = million gallons
CSO Discharges are as a result of wet weather. Dry weather CSO discharges are classified as SSOs.

MICHIGAN DEPARTMENT OF ENVIRONMENT, GREAT LAKES, AND ENERGY

Combined Sewer Overflow Detail Report
January 1 - December 31, 2019

Totals Wayne Co/Inkster CSO

Partially Treated (MG)	Dilute Raw Sewage (MG)
5.30	66.61

Long-term Control Program revised in permit; construction of retention/treatment basin is complete & facility is "on-line" and the Department agrees that the RTB protects public health, eliminates raw sewage, protects the physical characteristics standard, and does not impact biological communities. An evaluation of the RTB discharges on the dissolved oxygen standard has been submitted and is under Department review. 5 CSOs have been eliminated/bulkheaded following sewer separation. The City recently constructed an RTB to address two west side CSOs. A revised financial demonstration has been submitted and its the Departments intent to require in the reissued permit, final CSO correction by 2025.

Wayne Co/Inkster/Drbrn Hts CSO

Wayne Co/Inkster/Drbrn Hts CSO

Submission ID. **HNM-31NT-AZRDW**
Permit **MI0051462**
Outfall **L41**

Start Day	Start Time	End Day	End Time
1/23/2019	8:35:00 AM	1/23/2019	8:06:00 PM

Rain(in.) = 0.89
Waterbody: Lower Rouge River

Partially Treated (MG)	Dilute Raw Sewage (MG)
	1.400

Cause: A significant rainfall/snow melt event occurred which caused the flow rate in the sewer to exceed the capacity

EGLE Action: Long-term Control Program

MG = million gallons
CSO Discharges are as a result of wet weather. Dry weather CSO discharges are classified as SSOs.

MICHIGAN DEPARTMENT OF ENVIRONMENT, GREAT LAKES, AND ENERGY

Combined Sewer Overflow Detail Report
January 1 - December 31, 2019

Wayne Co/Inkster/Drbrn Hts CSO

Submission ID. **HNM-31NT-AZRDW**
Permit **MI0051462**
Outfall **L42**

Start Day	Start Time	End Day	End Time
1/23/2019	8:35:00 AM	1/23/2019	8:06:00 PM

Rain(in.) = 0.89
Waterbody: Lower Rouge River

Partially Treated (MG)

Dilute Raw Sewage (MG)
0.100

Cause: A significant rainfall/snow melt event occurred which caused the flow rate in the sewer to exceed the capacity
EGLE Action: Long-term Control Program

Wayne Co/Inkster/Drbrn Hts CSO

Submission ID. **HNM-D5AK-YJ635**
Permit **MI0051462**
Outfall **L41**

Start Day	Start Time	End Day	End Time
2/3/2019	2:08:00 PM	2/3/2019	7:06:00 PM

Rain(in.) = 0
Waterbody: Lower Rouge River

Partially Treated (MG)

Dilute Raw Sewage (MG)
1.640

Cause: Significant snow melt occurred which caused the flow rate in the sewer to exceed the capacity.
EGLE Action: Long-term Control Program

Wayne Co/Inkster/Drbrn Hts CSO

Submission ID. **HNM-D5AK-YJ635**
Permit **MI0051462**
Outfall **L42**

Start Day	Start Time	End Day	End Time
2/3/2019	2:08:00 PM	2/3/2019	7:06:00 PM

Rain(in.) = 0
Waterbody: Lower Rouge River

Partially Treated (MG)

Dilute Raw Sewage (MG)
0.170

Cause: Significant snow melt occurred which caused the flow rate in the sewer to exceed the capacity.
EGLE Action: Long-term Control Program

MG = million gallons
CSO Discharges are as a result of wet weather. Dry weather CSO discharges are classified as SSOs.

MICHIGAN DEPARTMENT OF ENVIRONMENT, GREAT LAKES, AND ENERGY

Combined Sewer Overflow Detail Report
January 1 - December 31, 2019

Wayne Co/Inkster/Drbrn Hts CSO

Submission ID. **HNM-D656-T2663**
Permit **MI0051462**
Outfall **L41**

Start Day	Start Time	End Day	End Time
2/4/2019	6:02:00 PM	2/4/2019	9:41:00 PM

Rain(in.) = 0.15
Waterbody: Lower Rouge River

Partially Treated (MG)

Dilute Raw Sewage (MG)
1.100

Cause: Significant snow melt and rain caused the flow rate in the sewer to exceed the capacity.
EGLE Action: Long-term Control Program

Wayne Co/Inkster/Drbrn Hts CSO

Submission ID. **HNM-D656-T2663**
Permit **MI0051462**
Outfall **L42**

Start Day	Start Time	End Day	End Time
2/4/2019	6:02:00 PM	2/4/2019	9:41:00 PM

Rain(in.) = 0.15
Waterbody: Lower Rouge River

Partially Treated (MG)

Dilute Raw Sewage (MG)
0.090

Cause: Significant snow melt and rain caused the flow rate in the sewer to exceed the capacity.
EGLE Action: Long-term Control Program

Wayne Co/Inkster/Drbrn Hts CSO

Submission ID. **HNM-D6M4-J822B**
Permit **MI0051462**
Outfall **L41**

Start Day	Start Time	End Day	End Time
2/6/2019	4:58:00 AM	2/6/2019	8:09:00 PM

Rain(in.) = 0.49
Waterbody: Lower Rouge River

Partially Treated (MG)

Dilute Raw Sewage (MG)
1.230

Cause: Significant snow melt and rain caused the flow rate in the sewer to exceed the capacity.
EGLE Action: Long-term Control Program

MG = million gallons
CSO Discharges are as a result of wet weather. Dry weather CSO discharges are classified as SSOs.

MICHIGAN DEPARTMENT OF ENVIRONMENT, GREAT LAKES, AND ENERGY

Combined Sewer Overflow Detail Report
January 1 - December 31, 2019

Wayne Co/Inkster/Drbrn Hts CSO

Submission ID. **HNM-D6M4-J822B**
Permit **MI0051462**
Outfall **L42**

Start Day	Start Time	End Day	End Time
2/6/2019	4:58:00 AM	2/6/2019	8:09:00 PM

Rain(in.) = 0.49
Waterbody: Lower Rouge River

Partially Treated (MG)

Dilute Raw Sewage (MG)
0.100

Cause: Significant snow melt and rain caused the flow rate in the sewer to exceed the capacity.
EGLE Action: Long-term Control Program

Wayne Co/Inkster/Drbrn Hts CSO

Submission ID. **HNM-JJWK-7XWR7**
Permit **MI0051462**
Outfall **L41**

Start Day	Start Time	End Day	End Time
2/7/2019	3:05:00 PM	2/7/2019	3:27:00 AM

Rain(in.) = 0.03
Waterbody: Lower Rouge River

Partially Treated (MG)

Dilute Raw Sewage (MG)
0.660

Cause: Significant snow melt occurred which caused the flow rate in the sewer to exceed the capacity.
EGLE Action: Long-term Control Program

Wayne Co/Inkster/Drbrn Hts CSO

Submission ID. **HNM-JJWK-7XWR7**
Permit **MI0051462**
Outfall **L42**

Start Day	Start Time	End Day	End Time
2/7/2019	3:05:00 PM	2/7/2019	3:27:00 AM

Rain(in.) = 0.03
Waterbody: Lower Rouge River

Partially Treated (MG)

Dilute Raw Sewage (MG)
0.002

Cause: Significant snow melt occurred which caused the flow rate in the sewer to exceed the capacity.
EGLE Action: Long-term Control Program

MG = million gallons
CSO Discharges are as a result of wet weather. Dry weather CSO discharges are classified as SSOs.

MICHIGAN DEPARTMENT OF ENVIRONMENT, GREAT LAKES, AND ENERGY

Combined Sewer Overflow Detail Report
January 1 - December 31, 2019

Wayne Co/Inkster/Drbrn Hts CSO

Submission ID. **HNM-JKKE-KJH4S**
Permit **MI0051462**
Outfall **L41**

Start Day	Start Time	End Day	End Time
2/12/2019	2:12:00 PM	2/12/2019	8:20:00 PM

Rain(in.) = 0.67
Waterbody: Lower Rouge River

Partially Treated (MG)

Dilute Raw Sewage (MG)
1.400

Cause: Significant snow melt and rain caused the flow rate in the sewer to exceed the capacity.
EGLE Action: Long-term Control Program

Wayne Co/Inkster/Drbrn Hts CSO

Submission ID. **HNM-JKKE-KJH4S**
Permit **MI0051462**
Outfall **L42**

Start Day	Start Time	End Day	End Time
2/12/2019	2:12:00 PM	2/12/2019	8:20:00 PM

Rain(in.) = 0.67
Waterbody: Lower Rouge River

Partially Treated (MG)

Dilute Raw Sewage (MG)
0.060

Cause: Significant snow melt and rain caused the flow rate in the sewer to exceed the capacity.
EGLE Action: Long-term Control Program

Wayne Co/Inkster/Drbrn Hts CSO

Submission ID. **HNM-NQCV-KH5HQ**
Permit **MI0051462**
Outfall **L41**

Start Day	Start Time	End Day	End Time
2/14/2019	5:20:00 PM	2/14/2019	8:39:00 PM

Rain(in.) = 0
Waterbody: Lower Rouge River

Partially Treated (MG)

Dilute Raw Sewage (MG)
1.200

Cause: Significant snow melt occurred which caused the flow rate in the sewer to exceed the capacity.
EGLE Action: Long-term Control Program

MG = million gallons
CSO Discharges are as a result of wet weather. Dry weather CSO discharges are classified as SSOs.

MICHIGAN DEPARTMENT OF ENVIRONMENT, GREAT LAKES, AND ENERGY

Combined Sewer Overflow Detail Report
January 1 - December 31, 2019

Wayne Co/Inkster/Drbrn Hts CSO

Submission ID. **HNM-NQCV-KH5HQ**
Permit **MI0051462**
Outfall **L42**

Start Day	Start Time	End Day	End Time
2/14/2019	5:20:00 PM	2/14/2019	8:39:00 PM

Rain(in.) = 0
Waterbody: Lower Rouge River

Partially Treated (MG)

Dilute Raw Sewage (MG)
0.100

Cause: Significant snow melt occurred which caused the flow rate in the sewer to exceed the capacity.
EGLE Action: Long-term Control Program

Wayne Co/Inkster/Drbrn Hts CSO

Submission ID. **HNN-0KW6-2JYWV**
Permit **MI0051462**
Outfall **L41**

Start Day	Start Time	End Day	End Time
2/24/2019	3:27:00 AM	2/24/2019	7:30:00 AM

Rain(in.) = 0.37
Waterbody: Lower Rouge River

Partially Treated (MG)

Dilute Raw Sewage (MG)
1.200

Cause: Significant snow melt and rain caused the flow rate in the sewer to exceed the capacity.
EGLE Action: Long-term Control Program

Wayne Co/Inkster/Drbrn Hts CSO

Submission ID. **HNN-0KW6-2JYWV**
Permit **MI0051462**
Outfall **L42**

Start Day	Start Time	End Day	End Time
2/24/2019	3:27:00 AM	2/24/2019	7:30:00 AM

Rain(in.) = 0.37
Waterbody: Lower Rouge River

Partially Treated (MG)

Dilute Raw Sewage (MG)
0.200

Cause: Significant snow melt and rain caused the flow rate in the sewer to exceed the capacity.
EGLE Action: Long-term Control Program

MG = million gallons
CSO Discharges are as a result of wet weather. Dry weather CSO discharges are classified as SSOs.

MICHIGAN DEPARTMENT OF ENVIRONMENT, GREAT LAKES, AND ENERGY

Combined Sewer Overflow Detail Report
January 1 - December 31, 2019

Wayne Co/Inkster/Drbrn Hts CSO

Submission ID. **HNN-7R1D-96C2J**
Permit **MI0051462**
Outfall **L41**

Start Day	Start Time	End Day	End Time
3/9/2019	9:44:00 PM	3/10/2019	12:55:00 AM

Rain(in.) = 0.63
Waterbody: Lower Rouge River

Partially Treated (MG)

Dilute Raw Sewage (MG)
3.500

Cause: Significant snow melt and rain caused the flow rate in the sewer to exceed the capacity.
EGLE Action: Long-term Control Program

Wayne Co/Inkster/Drbrn Hts CSO

Submission ID. **HNN-7R1D-96C2J**
Permit **MI0051462**
Outfall **L42**

Start Day	Start Time	End Day	End Time
3/9/2019	9:44:00 PM	3/10/2019	12:55:00 AM

Rain(in.) = 0.63
Waterbody: Lower Rouge River

Partially Treated (MG)

Dilute Raw Sewage (MG)
0.300

Cause: Significant snow melt and rain caused the flow rate in the sewer to exceed the capacity.
EGLE Action: Long-term Control Program

Wayne Co/Inkster/Drbrn Hts CSO

Submission ID. **HNN-QN8S-M07QA**
Permit **MI0051462**
Outfall **L41**

Start Day	Start Time	End Day	End Time
3/30/2019	6:00:00 AM	3/31/2019	6:56:00 AM

Rain(in.) = 1.5
Waterbody: Lower Rouge River

Partially Treated (MG)

Dilute Raw Sewage (MG)
2.100

Cause: A significant rainfall event occurred which caused the flow rate in the sewer to exceed the capacity.
EGLE Action: Long-term Control Program

MG = million gallons
CSO Discharges are as a result of wet weather. Dry weather CSO discharges are classified as SSOs.

MICHIGAN DEPARTMENT OF ENVIRONMENT, GREAT LAKES, AND ENERGY

Combined Sewer Overflow Detail Report
January 1 - December 31, 2019

Wayne Co/Inkster/Drbrn Hts CSO

Submission ID. **HNN-QN8S-M07QA**
Permit **MI0051462**
Outfall **L42**

Start Day	Start Time	End Day	End Time
3/30/2019	6:00:00 AM	3/31/2019	6:56:00 AM

Rain(in.) = 1.5
Waterbody: Lower Rouge River

Partially Treated (MG)

Dilute Raw Sewage (MG)
0.300

Cause: A significant rainfall event occurred which caused the flow rate in the sewer to exceed the capacity.
EGLE Action: Long-term Control Program

Wayne Co/Inkster/Drbrn Hts CSO

Submission ID. **HNP-2EHK-XNCTJ**
Permit **MI0051462**
Outfall **L41**

Start Day	Start Time	End Day	End Time
4/14/2019	11:26:00 AM	4/14/2019	6:17:00 PM

Rain(in.) = 0.74
Waterbody: Lower Rouge River

Partially Treated (MG)

Dilute Raw Sewage (MG)
1.400

Cause: Significant rainfall event occurred which caused the flow rate in the sewer to exceed the capacity.
EGLE Action: Long-term Control Program

Wayne Co/Inkster/Drbrn Hts CSO

Submission ID. **HNP-2EHK-XNCTJ**
Permit **MI0051462**
Outfall **L42**

Start Day	Start Time	End Day	End Time
4/14/2019	11:26:00 AM	4/14/2019	6:17:00 PM

Rain(in.) = 0.74
Waterbody: Lower Rouge River

Partially Treated (MG)

Dilute Raw Sewage (MG)
0.200

Cause: Significant rainfall event occurred which caused the flow rate in the sewer to exceed the capacity.
EGLE Action: Long-term Control Program

MG = million gallons
CSO Discharges are as a result of wet weather. Dry weather CSO discharges are classified as SSOs.

MICHIGAN DEPARTMENT OF ENVIRONMENT, GREAT LAKES, AND ENERGY

Combined Sewer Overflow Detail Report
January 1 - December 31, 2019

Wayne Co/Inkster/Drbrn Hts CSO

Submission ID. **HNP-A9RM-EKCER**
Permit **MI0051462**
Outfall **L41**

Start Day	Start Time	End Day	End Time
4/19/2019	8:14:00 AM	4/21/2019	7:30:00 PM

Rain(in.) = 1.43
Waterbody: Lower Rouge River

Partially Treated (MG)

Dilute Raw Sewage (MG)
4.000

Cause: Significant rainfall event occurred which caused the flow rate in the sewer to exceed the capacity.
EGLE Action: Long-term Control Program

Wayne Co/Inkster/Drbrn Hts CSO

Submission ID. **HNP-A9RM-EKCER**
Permit **MI0051462**
Outfall **L42**

Start Day	Start Time	End Day	End Time
4/19/2019	8:14:00 AM	4/21/2019	7:30:00 PM

Rain(in.) = 1.43
Waterbody: Lower Rouge River

Partially Treated (MG)

Dilute Raw Sewage (MG)
0.400

Cause: Significant rainfall event occurred which caused the flow rate in the sewer to exceed the capacity.
EGLE Action: Long-term Control Program

Wayne Co/Inkster/Drbrn Hts CSO

Submission ID. **HNP-FXTC-XY867**
Permit **MI0051462**
Outfall **L41**

Start Day	Start Time	End Day	End Time
4/25/2019	10:37:00 PM	4/26/2019	2:44:00 PM

Rain(in.) = 1.15
Waterbody: Lower Rouge River

Partially Treated (MG)

Dilute Raw Sewage (MG)
0.400

Cause: Significant rainfall event occurred which caused the flow rate in the sewer to exceed the capacity.
EGLE Action: Long-term Control Program

MG = million gallons
CSO Discharges are as a result of wet weather. Dry weather CSO discharges are classified as SSOs.

MICHIGAN DEPARTMENT OF ENVIRONMENT, GREAT LAKES, AND ENERGY

Combined Sewer Overflow Detail Report
January 1 - December 31, 2019

Wayne Co/Inkster/Drbrn Hts CSO

Submission ID. **HNP-FXTC-XY867**
Permit **MI0051462**
Outfall **L42**

Start Day	Start Time	End Day	End Time
4/25/2019	10:37:00 PM	4/26/2019	2:44:00 PM

Rain(in.) = 1.15
Waterbody: Lower Rouge River

Partially Treated (MG)

Dilute Raw Sewage (MG)
0.200

Cause: Significant rainfall event occurred which caused the flow rate in the sewer to exceed the capacity.
EGLE Action: Long-term Control Program

Wayne Co/Inkster/Drbrn Hts CSO

Submission ID. **HNP-MHJ1-RMKRB**
Permit **MI0051462**
Outfall **L41**

Start Day	Start Time	End Day	End Time
4/28/2019	12:34:00 AM	5/3/2019	5:41:00 AM

Rain(in.) = 3.16
Waterbody: Lower Rouge River

Partially Treated (MG)

Dilute Raw Sewage (MG)
47.700

Cause: Significant rainfall event occurred which caused the flow rate in the sewer to exceed the capacity.
EGLE Action: Long-term Control Program

Wayne Co/Inkster/Drbrn Hts CSO

Submission ID. **HNP-MHJ1-RMKRB**
Permit **MI0051462**
Outfall **L42**

Start Day	Start Time	End Day	End Time
4/28/2019	12:34:00 AM	5/3/2019	5:41:00 AM

Rain(in.) = 3.16
Waterbody: Lower Rouge River

Partially Treated (MG)

Dilute Raw Sewage (MG)
6.500

Cause: Significant rainfall event occurred which caused the flow rate in the sewer to exceed the capacity.
EGLE Action: Long-term Control Program

MG = million gallons
CSO Discharges are as a result of wet weather. Dry weather CSO discharges are classified as SSOs.

MICHIGAN DEPARTMENT OF ENVIRONMENT, GREAT LAKES, AND ENERGY

Combined Sewer Overflow Detail Report
January 1 - December 31, 2019

Wayne Co/Inkster/Drbrn Hts CSO

Submission ID. **HNP-MJ65-G39NE**
Permit **MI0051462**
Outfall **L41**

Start Day	Start Time	End Day	End Time
5/7/2019	8:13:00 AM	5/7/2019	8:25:00 AM

Rain(in.) = 0.43
Waterbody: Lower Rouge River

Partially Treated (MG)

Dilute Raw Sewage (MG)
0.500

Cause: Significant rainfall event occurred which caused the flow rate in the sewer to exceed the capacity.
EGLE Action: Long-term Control Program

Wayne Co/Inkster/Drbrn Hts CSO

Submission ID. **HNP-MJ65-G39NE**
Permit **MI0051462**
Outfall **L42**

Start Day	Start Time	End Day	End Time
5/7/2019	8:13:00 AM	5/7/2019	8:25:00 AM

Rain(in.) = 0.43
Waterbody: Lower Rouge River

Partially Treated (MG)

Dilute Raw Sewage (MG)
0.200

Cause: Significant rainfall event occurred which caused the flow rate in the sewer to exceed the capacity.
EGLE Action: Long-term Control Program

Wayne Co/Inkster/Drbrn Hts CSO

Submission ID. **HNP-YTWN-V70RS**
Permit **MI0051462**
Outfall **L41**

Start Day	Start Time	End Day	End Time
5/18/2019	8:46:00 AM	5/18/2019	9:14:00 AM

Rain(in.) = 0.52
Waterbody: Lower Rouge River

Partially Treated (MG)

Dilute Raw Sewage (MG)
1.300

Cause: Significant rainfall event occurred which caused the flow rate in the sewer to exceed the capacity.
EGLE Action: Long-term Control Program

MG = million gallons
CSO Discharges are as a result of wet weather. Dry weather CSO discharges are classified as SSOs.

MICHIGAN DEPARTMENT OF ENVIRONMENT, GREAT LAKES, AND ENERGY

Combined Sewer Overflow Detail Report
January 1 - December 31, 2019

Wayne Co/Inkster/Drbrn Hts CSO

Submission ID. **HNP-YTWN-V70RS**
Permit **MI0051462**
Outfall **L42**

Start Day	Start Time	End Day	End Time
5/18/2019	8:46:00 AM	5/18/2019	9:14:00 AM

Rain(in.) = 0.52
Waterbody: Lower Rouge River

Partially Treated (MG)

Dilute Raw Sewage (MG)
0.100

Cause: Significant rainfall event occurred which caused the flow rate in the sewer to exceed the capacity.
EGLE Action: Long-term Control Program

Wayne Co/Inkster/Drbrn Hts CSO

Submission ID. **HNR-28VX-VR3MQ**
Permit **MI0051462**
Outfall **L41**

Start Day	Start Time	End Day	End Time
7/6/2019	3:04:00 PM	7/6/2019	7:48:00 PM

Rain(in.) = 1.84
Waterbody: Lower Rouge River

Partially Treated (MG)

Dilute Raw Sewage (MG)
13.600

Cause: Significant rainfall event occurred which caused the flow rate in the sewer to exceed the capacity.
EGLE Action: Long-term Control Program

Wayne Co/Inkster/Drbrn Hts CSO

Submission ID. **HNR-28VX-VR3MQ**
Permit **MI0051462**
Outfall **L42**

Start Day	Start Time	End Day	End Time
7/6/2019	3:04:00 PM	7/6/2019	7:48:00 PM

Rain(in.) = 1.84
Waterbody: Lower Rouge River

Partially Treated (MG)

Dilute Raw Sewage (MG)
0.500

Cause: Significant rainfall event occurred which caused the flow rate in the sewer to exceed the capacity.
EGLE Action: Long-term Control Program

MG = million gallons
CSO Discharges are as a result of wet weather. Dry weather CSO discharges are classified as SSOs.

MICHIGAN DEPARTMENT OF ENVIRONMENT, GREAT LAKES, AND ENERGY

Combined Sewer Overflow Detail Report
January 1 - December 31, 2019

Wayne Co/Inkster/Drbrn Hts CSO

Submission ID. **HNR-9H8N-S69YX**
Permit **MI0051462**
Outfall **L41**

Start Day	Start Time	End Day	End Time
7/15/2019	8:20:00 PM	7/15/2019	8:48:00 PM

Rain(in.) = 1.37
Waterbody: Lower Rouge River

Partially Treated (MG)

Dilute Raw Sewage (MG)
1.500

Cause: Significant rainfall event occurred which caused the flow rate in the sewer to exceed the capacity.
EGLE Action: Long-term Control Program

Wayne Co/Inkster/Drbrn Hts CSO

Submission ID. **HNR-9H8N-S69YX**
Permit **MI0051462**
Outfall **L42**

Start Day	Start Time	End Day	End Time
7/15/2019	8:20:00 PM	7/15/2019	8:48:00 PM

Rain(in.) = 1.37
Waterbody: Lower Rouge River

Partially Treated (MG)

Dilute Raw Sewage (MG)
0.600

Cause: Significant rainfall event occurred which caused the flow rate in the sewer to exceed the capacity.
EGLE Action: Long-term Control Program

Wayne Co/Inkster/Drbrn Hts CSO

Submission ID. **HNR-A9P5-QHCHK**
Permit **MI0051462**
Outfall **L41**

Start Day	Start Time	End Day	End Time
7/16/2019	8:07:00 PM	7/16/2019	11:45:00 PM

Rain(in.) = 1.5
Waterbody: Lower Rouge River

Partially Treated (MG)

Dilute Raw Sewage (MG)
4.700

Cause: Significant rainfall event occurred which caused the flow rate in the sewer to exceed the capacity.
EGLE Action: Long-term Control Program

MG = million gallons
CSO Discharges are as a result of wet weather. Dry weather CSO discharges are classified as SSOs.

MICHIGAN DEPARTMENT OF ENVIRONMENT, GREAT LAKES, AND ENERGY

Combined Sewer Overflow Detail Report
January 1 - December 31, 2019

Wayne Co/Inkster/Drbrn Hts CSO

Submission ID. **HNR-A9P5-QHCHK**
Permit **MI0051462**
Outfall **L42**

Start Day	Start Time	End Day	End Time
7/16/2019	8:07:00 PM	7/16/2019	11:45:00 PM

Rain(in.) = 1.5
Waterbody: Lower Rouge River

Partially Treated (MG)

Dilute Raw Sewage (MG)
0.500

Cause: Significant rainfall event occurred which caused the flow rate in the sewer to exceed the capacity.
EGLE Action: Long-term Control Program

Wayne Co/Inkster/Drbrn Hts CSO

Submission ID. **HNR-CKTY-ASTMX**
Permit **MI0051462**
Outfall **L41**

Start Day	Start Time	End Day	End Time
7/19/2019	5:48:00 PM	7/19/2019	8:30:00 PM

Rain(in.) = 0.51
Waterbody: Lower Rouge River

Partially Treated (MG)

Dilute Raw Sewage (MG)
2.600

Cause: Significant rainfall event occurred which caused the flow rate in the sewer to exceed the capacity.
EGLE Action: Long-term Control Program

Wayne Co/Inkster/Drbrn Hts CSO

Submission ID. **HNR-CKTY-ASTMX**
Permit **MI0051462**
Outfall **L42**

Start Day	Start Time	End Day	End Time
7/19/2019	5:48:00 PM	7/19/2019	8:30:00 PM

Rain(in.) = 0.51
Waterbody: Lower Rouge River

Partially Treated (MG)

Dilute Raw Sewage (MG)
0.400

Cause: Significant rainfall event occurred which caused the flow rate in the sewer to exceed the capacity.
EGLE Action: Long-term Control Program

MG = million gallons
CSO Discharges are as a result of wet weather. Dry weather CSO discharges are classified as SSOs.

MICHIGAN DEPARTMENT OF ENVIRONMENT, GREAT LAKES, AND ENERGY

Combined Sewer Overflow Detail Report
January 1 - December 31, 2019

Wayne Co/Inkster/Drbrn Hts CSO

Submission ID. **HNS-7QDN-GE962**
Permit **MI0051462**
Outfall **L41**

Start Day	Start Time	End Day	End Time
8/18/2019	10:05:00 PM	8/18/2019	11:44:00 PM

Rain(in.) = 0.5
Waterbody: Lower Rouge River

Partially Treated (MG)

Dilute Raw Sewage (MG)
0.900

Cause: Significant rainfall event occurred which caused the flow rate in the sewer to exceed the capacity.
EGLE Action: Long-term Control Program

Wayne Co/Inkster/Drbrn Hts CSO

Submission ID. **HNS-7QDN-GE962**
Permit **MI0051462**
Outfall **L42**

Start Day	Start Time	End Day	End Time
8/18/2019	10:05:00 PM	8/18/2019	11:44:00 PM

Rain(in.) = 0.5
Waterbody: Lower Rouge River

Partially Treated (MG)

Dilute Raw Sewage (MG)
0.003

Cause: Significant rainfall event occurred which caused the flow rate in the sewer to exceed the capacity.
EGLE Action: Long-term Control Program

Wayne Co/Inkster/Drbrn Hts CSO

Submission ID. **HNS-AYCZ-67PFC**
Permit **MI0051462**
Outfall **L41**

Start Day	Start Time	End Day	End Time
8/27/2019	7:50:00 AM	8/27/2019	11:52:00 AM

Rain(in.) = 1.1
Waterbody: Lower Rouge River

Partially Treated (MG)

Dilute Raw Sewage (MG)
1.300

Cause: Significant rainfall event occurred which caused the flow rate in the sewer to exceed the capacity.
EGLE Action: Long-term Control Program

MG = million gallons
CSO Discharges are as a result of wet weather. Dry weather CSO discharges are classified as SSOs.

MICHIGAN DEPARTMENT OF ENVIRONMENT, GREAT LAKES, AND ENERGY

Combined Sewer Overflow Detail Report
January 1 - December 31, 2019

Wayne Co/Inkster/Drbrn Hts CSO

Submission ID. **HNS-AYCZ-67PFC**
Permit **MI0051462**
Outfall **L42**

Start Day	Start Time	End Day	End Time
8/27/2019	7:50:00 AM	8/27/2019	11:52:00 AM

Rain(in.) = 1.1
Waterbody: Lower Rouge River

Partially Treated (MG)

Dilute Raw Sewage (MG)
0.200

Cause: Significant rainfall event occurred which caused the flow rate in the sewer to exceed the capacity.
EGLE Action: Long-term Control Program

Wayne Co/Inkster/Drbrn Hts CSO

Submission ID. **HNS-Q226-X4QHK**
Permit **MI0051462**
Outfall **L41**

Start Day	Start Time	End Day	End Time
9/11/2019	7:15:00 PM	9/11/2019	11:27:00 PM

Rain(in.) = 1.96
Waterbody: Lower Rouge River

Partially Treated (MG)

Dilute Raw Sewage (MG)
4.400

Cause: Significant rainfall event occurred which caused the flow rate in the sewer to exceed the capacity.
EGLE Action: Long-term Control Program

Wayne Co/Inkster/Drbrn Hts CSO

Submission ID. **HNS-Q226-X4QHK**
Permit **MI0051462**
Outfall **L42**

Start Day	Start Time	End Day	End Time
9/11/2019	7:15:00 PM	9/11/2019	11:27:00 PM

Rain(in.) = 1.96
Waterbody: Lower Rouge River

Partially Treated (MG)

Dilute Raw Sewage (MG)
0.200

Cause: Significant rainfall event occurred which caused the flow rate in the sewer to exceed the capacity.
EGLE Action: Long-term Control Program

MG = million gallons
CSO Discharges are as a result of wet weather. Dry weather CSO discharges are classified as SSOs.

MICHIGAN DEPARTMENT OF ENVIRONMENT, GREAT LAKES, AND ENERGY

Combined Sewer Overflow Detail Report
January 1 - December 31, 2019

Wayne Co/Inkster/Drbrn Hts CSO

Submission ID. **HNS-RJAR-EHDX8**
Permit **MI0051462**
Outfall **L41**

Start Day	Start Time	End Day	End Time
9/13/2019	5:10:00 PM	9/13/2019	5:33:00 PM

Rain(in.) = 0.26
Waterbody: Lower Rouge River

Partially Treated (MG)

Dilute Raw Sewage (MG)
1.100

Cause: Significant rainfall event occurred which caused the flow rate in the sewer to exceed the capacity.
EGLE Action: Long-term Control Program

Wayne Co/Inkster/Drbrn Hts CSO

Submission ID. **HNS-RJAR-EHDX8**
Permit **MI0051462**
Outfall **L42**

Start Day	Start Time	End Day	End Time
9/13/2019	5:10:00 PM	9/13/2019	5:33:00 PM

Rain(in.) = 0.26
Waterbody: Lower Rouge River

Partially Treated (MG)

Dilute Raw Sewage (MG)
0.004

Cause: Significant rainfall event occurred which caused the flow rate in the sewer to exceed the capacity.
EGLE Action: Long-term Control Program

Wayne Co/Inkster/Drbrn Hts CSO

Submission ID. **HNT-7YZ2-TJHVH**
Permit **MI0051462**
Outfall **L41**

Start Day	Start Time	End Day	End Time
10/3/2019	5:00:00 AM	10/3/2019	6:55:00 AM

Rain(in.) = 1.07
Waterbody: Lower River Rouge

Partially Treated (MG)

Dilute Raw Sewage (MG)
1.800

Cause: Significant rainfall event occurred which caused the flow rate in the sewer to exceed the capacity.
EGLE Action: Long-term Control Program

MG = million gallons
CSO Discharges are as a result of wet weather. Dry weather CSO discharges are classified as SSOs.

MICHIGAN DEPARTMENT OF ENVIRONMENT, GREAT LAKES, AND ENERGY

Combined Sewer Overflow Detail Report
January 1 - December 31, 2019

Wayne Co/Inkster/Drbrn Hts CSO

Submission ID. **HNT-7YZ2-TJHVH**
Permit **MI0051462**
Outfall **L42**

Start Day	Start Time	End Day	End Time
10/3/2019	5:00:00 AM	10/3/2019	6:55:00 AM

Rain(in.) = 1.07
Waterbody: Lower River Rouge

Partially Treated (MG)

Dilute Raw Sewage (MG)
0.100

Cause: Significant rainfall event occurred which caused the flow rate in the sewer to exceed the capacity.
EGLE Action: Long-term Control Program

Wayne Co/Inkster/Drbrn Hts CSO

Submission ID. **HNT-TET8-M2VZR**
Permit **MI0051462**
Outfall **L41**

Start Day	Start Time	End Day	End Time
10/26/2019	8:14:00 PM	10/27/2019	9:21:00 AM

Rain(in.) = 1.36
Waterbody: Lower Rouge River

Partially Treated (MG)

Dilute Raw Sewage (MG)
3.400

Cause: Significant rainfall event occurred which caused the flow rate in the sewer to exceed the capacity.
EGLE Action: Long-term Control Program

Wayne Co/Inkster/Drbrn Hts CSO

Submission ID. **HNT-TET8-M2VZR**
Permit **MI0051462**
Outfall **L42**

Start Day	Start Time	End Day	End Time
10/26/2019	8:14:00 PM	10/27/2019	9:21:00 AM

Rain(in.) = 1.36
Waterbody: Lower Rouge River

Partially Treated (MG)

Dilute Raw Sewage (MG)
0.200

Cause: Significant rainfall event occurred which caused the flow rate in the sewer to exceed the capacity.
EGLE Action: Long-term Control Program

MG = million gallons
CSO Discharges are as a result of wet weather. Dry weather CSO discharges are classified as SSOs.

MICHIGAN DEPARTMENT OF ENVIRONMENT, GREAT LAKES, AND ENERGY

Combined Sewer Overflow Detail Report
January 1 - December 31, 2019

Wayne Co/Inkster/Drbrn Hts CSO

Submission ID. **HNT-Y2Q6-XHNYE**
Permit **MI0051462**
Outfall **L41**

Start Day	Start Time	End Day	End Time
10/31/2019	10:14:00 AM	10/31/2019	8:50:00 PM

Rain(in.) = 1.53
Waterbody: Lower Rouge River

Partially Treated (MG)

Dilute Raw Sewage (MG)
3.300

Cause: Significant rainfall event occurred which caused the flow rate in the sewer to exceed the capacity.
EGLE Action: Long-term Control Program

Wayne Co/Inkster/Drbrn Hts CSO

Submission ID. **HNT-Y2Q6-XHNYE**
Permit **MI0051462**
Outfall **L42**

Start Day	Start Time	End Day	End Time
10/31/2019	10:14:00 AM	10/31/2019	8:50:00 PM

Rain(in.) = 1.53
Waterbody: Lower Rouge River

Partially Treated (MG)

Dilute Raw Sewage (MG)
0.200

Cause: Significant rainfall event occurred which caused the flow rate in the sewer to exceed the capacity.
EGLE Action: Long-term Control Program

Wayne Co/Inkster/Drbrn Hts CSO

Submission ID. **HNV-K9WF-4DMPZ**
Permit **MI0051462**
Outfall **L41**

Start Day	Start Time	End Day	End Time
11/27/2019	7:13:00 AM	11/27/2019	9:23:00 AM

Rain(in.) = 0.67
Waterbody: Lower Rouge River

Partially Treated (MG)

Dilute Raw Sewage (MG)
1.700

Cause: Significant rainfall event occurred which caused the flow rate in the sewer to exceed the capacity.
EGLE Action: Long-term Control Program

MG = million gallons
CSO Discharges are as a result of wet weather. Dry weather CSO discharges are classified as SSOs.

MICHIGAN DEPARTMENT OF ENVIRONMENT, GREAT LAKES, AND ENERGY

Combined Sewer Overflow Detail Report
January 1 - December 31, 2019

Wayne Co/Inkster/Drbrn Hts CSO

Submission ID. **HNV-K9WF-4DMPZ**
Permit **MI0051462**
Outfall **L42**

Start Day	Start Time	End Day	End Time
11/27/2019	7:13:00 AM	11/27/2019	9:23:00 AM

Rain(in.) = 0.67
Waterbody: Lower Rouge River

Partially Treated (MG)

Dilute Raw Sewage (MG)
0.100

Cause: Significant rainfall event occurred which caused the flow rate in the sewer to exceed the capacity.
EGLE Action: Long-term Control Program

Wayne Co/Inkster/Drbrn Hts CSO

Submission ID. **HNW-CDYT-BP005**
Permit **MI0051462**
Outfall **L41**

Start Day	Start Time	End Day	End Time
12/29/2019	9:15:00 AM	12/30/2019	10:03:00 AM

Rain(in.) = 1.45
Waterbody: Lower Rouge River

Partially Treated (MG)

Dilute Raw Sewage (MG)
1.500

Cause: Significant rainfall event occurred which caused the flow rate in the sewer to exceed the capacity.
EGLE Action: Long-term Control Program

Wayne Co/Inkster/Drbrn Hts CSO

Submission ID. **HNW-CDYT-BP005**
Permit **MI0051462**
Outfall **L42**

Start Day	Start Time	End Day	End Time
12/29/2019	9:15:00 AM	12/30/2019	10:03:00 AM

Rain(in.) = 1.45
Waterbody: Lower Rouge River

Partially Treated (MG)

Dilute Raw Sewage (MG)
0.100

Cause: Significant rainfall event occurred which caused the flow rate in the sewer to exceed the capacity.
EGLE Action: Long-term Control Program

MG = million gallons
CSO Discharges are as a result of wet weather. Dry weather CSO discharges are classified as SSOs.

MICHIGAN DEPARTMENT OF ENVIRONMENT, GREAT LAKES, AND ENERGY

Combined Sewer Overflow Detail Report
January 1 - December 31, 2019

Totals Wayne Co/Inkster/Drbrn Hts CSO

Partially Treated (MG)	Dilute Raw Sewage (MG)
	124.66

Long-term Control Program revised in reissued permit; the program will address the two remaining "uncontrolled" (i.e., untreated) CSO outfalls. The Department agreed to a revised correction schedule for control of the remaining untreated outfalls based on the City of Inkster's financial demonstration. It's the Departments intent to require in the reissued permit, final CSO correction by 2025.

Wayne Co/RDFrd/Livonia CSO

Wayne Co/RDFrd/Livonia CSO

Submission ID. **HNN-7SBC-PNX35**
Permit **MI0051535**
Outfall **U02**

Start Day	Start Time	End Day	End Time
3/9/2019	11:02:00 PM	3/10/2019	1:03:00 AM

Rain(in.) = 0.62
Waterbody: Ashcroft-Sherwood Drain

Partially Treated (MG)	Dilute Raw Sewage (MG)
	3.100

Cause: Significant snow melt and rain caused the flow rate in the sewer to exceed the capacity.

EGLE Action: Long-term Control Program

Wayne Co/RDFrd/Livonia CSO

Submission ID. **HNN-7SBC-PNX35**
Permit **MI0051535**
Outfall **U03**

Start Day	Start Time	End Day	End Time
3/9/2019	11:02:00 PM	3/10/2019	1:03:00 AM

Rain(in.) = 0.62
Waterbody: Bell Branch

Partially Treated (MG)	Dilute Raw Sewage (MG)
	0.080

Cause: Significant snow melt and rain caused the flow rate in the sewer to exceed the capacity.

EGLE Action: Long-term Control Program

MG = million gallons
CSO Discharges are as a result of wet weather. Dry weather CSO discharges are classified as SSOs.

MICHIGAN DEPARTMENT OF ENVIRONMENT, GREAT LAKES, AND ENERGY

Combined Sewer Overflow Detail Report
January 1 - December 31, 2019

Wayne Co/RDFrd/Livonia CSO

Submission ID. **HNN-7SBC-PNX35**
Permit **MI0051535**
Outfall **U04**

Start Day	Start Time	End Day	End Time
3/9/2019	11:02:00 PM	3/10/2019	1:03:00 AM

Rain(in.) = 0.62
Waterbody: Bell Branch

Partially Treated (MG)

Dilute Raw Sewage (MG)
0.040

Cause: Significant snow melt and rain caused the flow rate in the sewer to exceed the capacity.
EGLE Action: Long-term Control Program

Wayne Co/RDFrd/Livonia CSO

Submission ID. **HNN-7SBC-PNX35**
Permit **MI0051535**
Outfall **U05**

Start Day	Start Time	End Day	End Time
3/9/2019	11:02:00 PM	3/10/2019	1:03:00 AM

Rain(in.) = 0.62
Waterbody: Bell Branch

Partially Treated (MG)

Dilute Raw Sewage (MG)
0.200

Cause: Significant snow melt and rain caused the flow rate in the sewer to exceed the capacity.
EGLE Action: Long-term Control Program

Wayne Co/RDFrd/Livonia CSO

Submission ID. **HNN-7SBC-PNX35**
Permit **MI0051535**
Outfall **U09**

Start Day	Start Time	End Day	End Time
3/9/2019	11:02:00 PM	3/10/2019	1:03:00 AM

Rain(in.) = 0.62
Waterbody: Tarabusi Creek

Partially Treated (MG)

Dilute Raw Sewage (MG)
0.400

Cause: Significant snow melt and rain caused the flow rate in the sewer to exceed the capacity.
EGLE Action: Long-term Control Program

MG = million gallons
CSO Discharges are as a result of wet weather. Dry weather CSO discharges are classified as SSOs.

MICHIGAN DEPARTMENT OF ENVIRONMENT, GREAT LAKES, AND ENERGY

Combined Sewer Overflow Detail Report
January 1 - December 31, 2019

Wayne Co/RDFrd/Livonia CSO

Submission ID. **HNN-7SBC-PNX35**
Permit **MI0051535**
Outfall **U10**

Start Day	Start Time	End Day	End Time
3/9/2019	11:02:00 PM	3/10/2019	1:03:00 AM

Rain(in.) = 0.62
Waterbody: Upper Rouge River

Partially Treated (MG)

Dilute Raw Sewage (MG)
0.100

Cause: Significant snow melt and rain caused the flow rate in the sewer to exceed the capacity.
EGLE Action: Long-term Control Program

Wayne Co/RDFrd/Livonia CSO

Submission ID. **HNN-7SBC-PNX35**
Permit **MI0051535**
Outfall **U11**

Start Day	Start Time	End Day	End Time
3/9/2019	11:02:00 PM	3/10/2019	1:03:00 AM

Rain(in.) = 0.62
Waterbody: Tarabusi Creek

Partially Treated (MG)

Dilute Raw Sewage (MG)
0.900

Cause: Significant snow melt and rain caused the flow rate in the sewer to exceed the capacity.
EGLE Action: Long-term Control Program

Wayne Co/RDFrd/Livonia CSO

Submission ID. **HNP-A9Z5-S65ET**
Permit **MI0051535**
Outfall **U02**

Start Day	Start Time	End Day	End Time
4/20/2019	3:12:00 PM	4/20/2019	9:13:00 PM

Rain(in.) = 1.43
Waterbody: Ashcroft-Sherwood Drain

Partially Treated (MG)

Dilute Raw Sewage (MG)
3.800

Cause: Significant rainfall event occurred which caused the flow rate in the sewer to exceed the capacity.
EGLE Action: Long-term Control Program

MG = million gallons
CSO Discharges are as a result of wet weather. Dry weather CSO discharges are classified as SSOs.

MICHIGAN DEPARTMENT OF ENVIRONMENT, GREAT LAKES, AND ENERGY

Combined Sewer Overflow Detail Report
January 1 - December 31, 2019

Wayne Co/RDFrd/Livonia CSO

Submission ID. **HNP-A9Z5-S65ET**
Permit **MI0051535**
Outfall **U03**

Start Day	Start Time	End Day	End Time
4/20/2019	3:12:00 PM	4/20/2019	9:13:00 PM

Rain(in.) = 1.43
Waterbody: Bell Branch

Partially Treated (MG)

Dilute Raw Sewage (MG)
0.100

Cause: Significant rainfall event occurred which caused the flow rate in the sewer to exceed the capacity.
EGLE Action: Long-term Control Program

Wayne Co/RDFrd/Livonia CSO

Submission ID. **HNP-A9Z5-S65ET**
Permit **MI0051535**
Outfall **U04**

Start Day	Start Time	End Day	End Time
4/20/2019	3:12:00 PM	4/20/2019	9:13:00 PM

Rain(in.) = 1.43
Waterbody: Bell Branch

Partially Treated (MG)

Dilute Raw Sewage (MG)
0.050

Cause: Significant rainfall event occurred which caused the flow rate in the sewer to exceed the capacity.
EGLE Action: Long-term Control Program

Wayne Co/RDFrd/Livonia CSO

Submission ID. **HNP-A9Z5-S65ET**
Permit **MI0051535**
Outfall **U05**

Start Day	Start Time	End Day	End Time
4/20/2019	3:12:00 PM	4/20/2019	9:13:00 PM

Rain(in.) = 1.43
Waterbody: Bell Branch

Partially Treated (MG)

Dilute Raw Sewage (MG)
0.200

Cause: Significant rainfall event occurred which caused the flow rate in the sewer to exceed the capacity.
EGLE Action: Long-term Control Program

MG = million gallons
CSO Discharges are as a result of wet weather. Dry weather CSO discharges are classified as SSOs.

MICHIGAN DEPARTMENT OF ENVIRONMENT, GREAT LAKES, AND ENERGY

Combined Sewer Overflow Detail Report
January 1 - December 31, 2019

Wayne Co/RDFrd/Livonia CSO

Submission ID. **HNP-A9Z5-S65ET**
Permit **MI0051535**
Outfall **U09**

Start Day	Start Time	End Day	End Time
4/20/2019	3:12:00 PM	4/20/2019	9:13:00 PM

Rain(in.) = 1.43
Waterbody: Tarabusi Creek

Partially Treated (MG)

Dilute Raw Sewage (MG)
0.500

Cause: Significant rainfall event occurred which caused the flow rate in the sewer to exceed the capacity.
EGLE Action: Long-term Control Program

Wayne Co/RDFrd/Livonia CSO

Submission ID. **HNP-A9Z5-S65ET**
Permit **MI0051535**
Outfall **U10**

Start Day	Start Time	End Day	End Time
4/20/2019	3:12:00 PM	4/20/2019	9:13:00 PM

Rain(in.) = 1.43
Waterbody: Upper Rouge River

Partially Treated (MG)

Dilute Raw Sewage (MG)
0.200

Cause: Significant rainfall event occurred which caused the flow rate in the sewer to exceed the capacity.
EGLE Action: Long-term Control Program

Wayne Co/RDFrd/Livonia CSO

Submission ID. **HNP-A9Z5-S65ET**
Permit **MI0051535**
Outfall **U11**

Start Day	Start Time	End Day	End Time
4/20/2019	3:12:00 PM	4/20/2019	9:13:00 PM

Rain(in.) = 1.43
Waterbody: Tarabusi Creek

Partially Treated (MG)

Dilute Raw Sewage (MG)
1.100

Cause: Significant rainfall event occurred which caused the flow rate in the sewer to exceed the capacity.
EGLE Action: Long-term Control Program

MG = million gallons
CSO Discharges are as a result of wet weather. Dry weather CSO discharges are classified as SSOs.

MICHIGAN DEPARTMENT OF ENVIRONMENT, GREAT LAKES, AND ENERGY

Combined Sewer Overflow Detail Report
January 1 - December 31, 2019

Wayne Co/RDFrd/Livonia CSO

Submission ID. **HNP-FXXT-Q78KJ**
Permit **MI0051535**
Outfall **U02**

Start Day	Start Time	End Day	End Time
4/26/2019	11:42:00 AM	4/27/2019	12:43:00 PM

Rain(in.) = 1.44
Waterbody: Ashcroft-Sherwood Drain

Partially Treated (MG)

Dilute Raw Sewage (MG)
11.000

Cause: Significant rainfall event occurred which caused the flow rate in the sewer to exceed the capacity.
EGLE Action: Long-term Control Program

Wayne Co/RDFrd/Livonia CSO

Submission ID. **HNP-FXXT-Q78KJ**
Permit **MI0051535**
Outfall **U03**

Start Day	Start Time	End Day	End Time
4/26/2019	11:42:00 AM	4/27/2019	12:43:00 PM

Rain(in.) = 1.44
Waterbody: Bell Branch

Partially Treated (MG)

Dilute Raw Sewage (MG)
0.300

Cause: Significant rainfall event occurred which caused the flow rate in the sewer to exceed the capacity.
EGLE Action: Long-term Control Program

Wayne Co/RDFrd/Livonia CSO

Submission ID. **HNP-FXXT-Q78KJ**
Permit **MI0051535**
Outfall **U04**

Start Day	Start Time	End Day	End Time
4/26/2019	11:42:00 AM	4/27/2019	12:43:00 PM

Rain(in.) = 1.44
Waterbody: Bell Branch

Partially Treated (MG)

Dilute Raw Sewage (MG)
0.100

Cause: Significant rainfall event occurred which caused the flow rate in the sewer to exceed the capacity.
EGLE Action: Long-term Control Program

MG = million gallons
CSO Discharges are as a result of wet weather. Dry weather CSO discharges are classified as SSOs.

MICHIGAN DEPARTMENT OF ENVIRONMENT, GREAT LAKES, AND ENERGY

Combined Sewer Overflow Detail Report
January 1 - December 31, 2019

Wayne Co/RDFrd/Livonia CSO

Submission ID. **HNP-FXXT-Q78KJ**
Permit **MI0051535**
Outfall **U05**

Start Day	Start Time	End Day	End Time
4/26/2019	11:42:00 AM	4/27/2019	12:43:00 PM

Rain(in.) = 1.44
Waterbody: Bell Branch

Partially Treated (MG)

Dilute Raw Sewage (MG)
0.700

Cause: Significant rainfall event occurred which caused the flow rate in the sewer to exceed the capacity.
EGLE Action: Long-term Control Program

Wayne Co/RDFrd/Livonia CSO

Submission ID. **HNP-FXXT-Q78KJ**
Permit **MI0051535**
Outfall **U09**

Start Day	Start Time	End Day	End Time
4/26/2019	11:42:00 AM	4/27/2019	12:43:00 PM

Rain(in.) = 1.44
Waterbody: Tarabusi Creek

Partially Treated (MG)

Dilute Raw Sewage (MG)
1.400

Cause: Significant rainfall event occurred which caused the flow rate in the sewer to exceed the capacity.
EGLE Action: Long-term Control Program

Wayne Co/RDFrd/Livonia CSO

Submission ID. **HNP-FXXT-Q78KJ**
Permit **MI0051535**
Outfall **U10**

Start Day	Start Time	End Day	End Time
4/26/2019	11:42:00 AM	4/27/2019	12:43:00 PM

Rain(in.) = 1.44
Waterbody: Upper Rouge River

Partially Treated (MG)

Dilute Raw Sewage (MG)
0.500

Cause: Significant rainfall event occurred which caused the flow rate in the sewer to exceed the capacity.
EGLE Action: Long-term Control Program

MG = million gallons
CSO Discharges are as a result of wet weather. Dry weather CSO discharges are classified as SSOs.

MICHIGAN DEPARTMENT OF ENVIRONMENT, GREAT LAKES, AND ENERGY

Combined Sewer Overflow Detail Report
January 1 - December 31, 2019

Wayne Co/RDFrd/Livonia CSO

Submission ID. **HNP-FXXT-Q78KJ**
Permit **MI0051535**
Outfall **U11**

Start Day	Start Time	End Day	End Time
4/26/2019	11:42:00 AM	4/27/2019	12:43:00 PM

Rain(in.) = 1.44
Waterbody: Tarabusi Creek

Partially Treated (MG)

Dilute Raw Sewage (MG)
3.200

Cause: Significant rainfall event occurred which caused the flow rate in the sewer to exceed the capacity.
EGLE Action: Long-term Control Program

Wayne Co/RDFrd/Livonia CSO

Submission ID. **HNP-MHPB-SW6JT**
Permit **MI0051535**
Outfall **U02**

Start Day	Start Time	End Day	End Time
4/30/2019	10:07:00 PM	5/2/2019	3:11:00 AM

Rain(in.) = 2.1
Waterbody: Ashcroft-Sherwood Drain

Partially Treated (MG)

Dilute Raw Sewage (MG)
56.400

Cause: Significant rainfall event occurred which caused the flow rate in the sewer to exceed the capacity.
EGLE Action: Long-term Control Program

Wayne Co/RDFrd/Livonia CSO

Submission ID. **HNP-MHPB-SW6JT**
Permit **MI0051535**
Outfall **U03**

Start Day	Start Time	End Day	End Time
4/30/2019	10:07:00 PM	5/2/2019	3:11:00 AM

Rain(in.) = 2.1
Waterbody: Bell Branch

Partially Treated (MG)

Dilute Raw Sewage (MG)
1.500

Cause: Significant rainfall event occurred which caused the flow rate in the sewer to exceed the capacity.
EGLE Action: Long-term Control Program

MG = million gallons
CSO Discharges are as a result of wet weather. Dry weather CSO discharges are classified as SSOs.

MICHIGAN DEPARTMENT OF ENVIRONMENT, GREAT LAKES, AND ENERGY

Combined Sewer Overflow Detail Report
January 1 - December 31, 2019

Wayne Co/RDFrd/Livonia CSO

Submission ID. **HNP-MHPB-SW6JT**
Permit **MI0051535**
Outfall **U04**

Start Day	Start Time	End Day	End Time
4/30/2019	10:07:00 PM	5/2/2019	3:11:00 AM

Rain(in.) = 2.1
Waterbody: Bell Branch

Partially Treated (MG)

Dilute Raw Sewage (MG)
0.700

Cause: Significant rainfall event occurred which caused the flow rate in the sewer to exceed the capacity.
EGLE Action: Long-term Control Program

Wayne Co/RDFrd/Livonia CSO

Submission ID. **HNP-MHPB-SW6JT**
Permit **MI0051535**
Outfall **U05**

Start Day	Start Time	End Day	End Time
4/30/2019	10:07:00 PM	5/2/2019	3:11:00 AM

Rain(in.) = 2.1
Waterbody: Bell Branch

Partially Treated (MG)

Dilute Raw Sewage (MG)
3.400

Cause: Significant rainfall event occurred which caused the flow rate in the sewer to exceed the capacity.
EGLE Action: Long-term Control Program

Wayne Co/RDFrd/Livonia CSO

Submission ID. **HNP-MHPB-SW6JT**
Permit **MI0051535**
Outfall **U09**

Start Day	Start Time	End Day	End Time
4/30/2019	10:07:00 PM	5/2/2019	3:11:00 AM

Rain(in.) = 2.1
Waterbody: Tarabusi Creek

Partially Treated (MG)

Dilute Raw Sewage (MG)
7.000

Cause: Significant rainfall event occurred which caused the flow rate in the sewer to exceed the capacity.
EGLE Action: Long-term Control Program

MG = million gallons
CSO Discharges are as a result of wet weather. Dry weather CSO discharges are classified as SSOs.

MICHIGAN DEPARTMENT OF ENVIRONMENT, GREAT LAKES, AND ENERGY

Combined Sewer Overflow Detail Report
January 1 - December 31, 2019

Wayne Co/RDFrd/Livonia CSO

Submission ID. **HNP-MHPB-SW6JT**
Permit **MI0051535**
Outfall **U10**

Start Day	Start Time	End Day	End Time
4/30/2019	10:07:00 PM	5/2/2019	3:11:00 AM

Rain(in.) = 2.1
Waterbody: Upper Rouge River

Partially Treated (MG)

Dilute Raw Sewage (MG)
2.600

Cause: Significant rainfall event occurred which caused the flow rate in the sewer to exceed the capacity.
EGLE Action: Long-term Control Program

Wayne Co/RDFrd/Livonia CSO

Submission ID. **HNP-MHPB-SW6JT**
Permit **MI0051535**
Outfall **U11**

Start Day	Start Time	End Day	End Time
4/30/2019	10:07:00 PM	5/2/2019	3:11:00 AM

Rain(in.) = 2.1
Waterbody: Tarabusi Creek

Partially Treated (MG)

Dilute Raw Sewage (MG)
16.300

Cause: Significant rainfall event occurred which caused the flow rate in the sewer to exceed the capacity.
EGLE Action: Long-term Control Program

Wayne Co/RDFrd/Livonia CSO

Submission ID. **HNP-WKN9-PYRH7**
Permit **MI0051535**
Outfall **U02**

Start Day	Start Time	End Day	End Time
5/19/2019	3:27:00 PM	5/19/2019	10:07:00 PM

Rain(in.) = 1.32
Waterbody: Ashcroft-Sherwood Drain

Partially Treated (MG)

Dilute Raw Sewage (MG)
7.100

Cause: Significant rainfall event occurred which caused the flow rate in the sewer to exceed the capacity.
EGLE Action: Long-term Control Program

MG = million gallons
CSO Discharges are as a result of wet weather. Dry weather CSO discharges are classified as SSOs.

MICHIGAN DEPARTMENT OF ENVIRONMENT, GREAT LAKES, AND ENERGY

Combined Sewer Overflow Detail Report
January 1 - December 31, 2019

Wayne Co/RDFrd/Livonia CSO

Submission ID. **HNP-WKN9-PYRH7**
Permit **MI0051535**
Outfall **U03**

Start Day	Start Time	End Day	End Time
5/19/2019	3:27:00 PM	5/19/2019	10:07:00 PM

Rain(in.) = 1.32
Waterbody: Bell Branch

Partially Treated (MG)

Dilute Raw Sewage (MG)
0.200

Cause: Significant rainfall event occurred which caused the flow rate in the sewer to exceed the capacity.
EGLE Action: Long-term Control Program

Wayne Co/RDFrd/Livonia CSO

Submission ID. **HNP-WKN9-PYRH7**
Permit **MI0051535**
Outfall **U04**

Start Day	Start Time	End Day	End Time
5/19/2019	3:27:00 PM	5/19/2019	10:07:00 PM

Rain(in.) = 1.32
Waterbody: Bell Branch

Partially Treated (MG)

Dilute Raw Sewage (MG)
0.100

Cause: Significant rainfall event occurred which caused the flow rate in the sewer to exceed the capacity.
EGLE Action: Long-term Control Program

Wayne Co/RDFrd/Livonia CSO

Submission ID. **HNP-WKN9-PYRH7**
Permit **MI0051535**
Outfall **U05**

Start Day	Start Time	End Day	End Time
5/19/2019	3:27:00 PM	5/19/2019	10:07:00 PM

Rain(in.) = 1.32
Waterbody: Bell Branch

Partially Treated (MG)

Dilute Raw Sewage (MG)
0.400

Cause: Significant rainfall event occurred which caused the flow rate in the sewer to exceed the capacity.
EGLE Action: Long-term Control Program

MG = million gallons
CSO Discharges are as a result of wet weather. Dry weather CSO discharges are classified as SSOs.

MICHIGAN DEPARTMENT OF ENVIRONMENT, GREAT LAKES, AND ENERGY

Combined Sewer Overflow Detail Report
January 1 - December 31, 2019

Wayne Co/RDFrd/Livonia CSO

Submission ID. **HNP-WKN9-PYRH7**
Permit **MI0051535**
Outfall **U09**

Start Day	Start Time	End Day	End Time
5/19/2019	3:27:00 PM	5/19/2019	10:07:00 PM

Rain(in.) = 1.32
Waterbody: Tarabusi Creek

Partially Treated (MG)

Dilute Raw Sewage (MG)
0.900

Cause: Significant rainfall event occurred which caused the flow rate in the sewer to exceed the capacity.
EGLE Action: Long-term Control Program

Wayne Co/RDFrd/Livonia CSO

Submission ID. **HNP-WKN9-PYRH7**
Permit **MI0051535**
Outfall **U10**

Start Day	Start Time	End Day	End Time
5/19/2019	3:27:00 PM	5/19/2019	10:07:00 PM

Rain(in.) = 1.32
Waterbody: Upper Rouge River

Partially Treated (MG)

Dilute Raw Sewage (MG)
0.300

Cause: Significant rainfall event occurred which caused the flow rate in the sewer to exceed the capacity.
EGLE Action: Long-term Control Program

Wayne Co/RDFrd/Livonia CSO

Submission ID. **HNP-WKN9-PYRH7**
Permit **MI0051535**
Outfall **U11**

Start Day	Start Time	End Day	End Time
5/19/2019	3:27:00 PM	5/19/2019	10:07:00 PM

Rain(in.) = 1.32
Waterbody: Tarabusi Creek

Partially Treated (MG)

Dilute Raw Sewage (MG)
2.000

Cause: Significant rainfall event occurred which caused the flow rate in the sewer to exceed the capacity.
EGLE Action: Long-term Control Program

MG = million gallons
CSO Discharges are as a result of wet weather. Dry weather CSO discharges are classified as SSOs.

MICHIGAN DEPARTMENT OF ENVIRONMENT, GREAT LAKES, AND ENERGY

Combined Sewer Overflow Detail Report
January 1 - December 31, 2019

Wayne Co/RDFrd/Livonia CSO

Submission ID. **HNQ-FYHZ-V3CZX**
Permit **MI0051535**
Outfall **U02**

Start Day	Start Time	End Day	End Time
6/13/2019	5:15:00 AM	6/13/2019	6:24:00 AM

Rain(in.) = 1.01
Waterbody: Ashcroft-Sherwood Drain

Partially Treated (MG)

Dilute Raw Sewage (MG)
1.600

Cause: Significant rainfall event occurred which caused the flow rate in the sewer to exceed the capacity.
EGLE Action: Long-term Control Program

Wayne Co/RDFrd/Livonia CSO

Submission ID. **HNQ-FYHZ-V3CZX**
Permit **MI0051535**
Outfall **U03**

Start Day	Start Time	End Day	End Time
6/13/2019	5:15:00 AM	6/13/2019	6:24:00 AM

Rain(in.) = 1.01
Waterbody: Bell Branch

Partially Treated (MG)

Dilute Raw Sewage (MG)
0.040

Cause: Significant rainfall event occurred which caused the flow rate in the sewer to exceed the capacity.
EGLE Action: Long-term Control Program

Wayne Co/RDFrd/Livonia CSO

Submission ID. **HNQ-FYHZ-V3CZX**
Permit **MI0051535**
Outfall **U04**

Start Day	Start Time	End Day	End Time
6/13/2019	5:15:00 AM	6/13/2019	6:24:00 AM

Rain(in.) = 1.01
Waterbody: Bell Branch

Partially Treated (MG)

Dilute Raw Sewage (MG)
0.020

Cause: Significant rainfall event occurred which caused the flow rate in the sewer to exceed the capacity.
EGLE Action: Long-term Control Program

MG = million gallons
CSO Discharges are as a result of wet weather. Dry weather CSO discharges are classified as SSOs.

MICHIGAN DEPARTMENT OF ENVIRONMENT, GREAT LAKES, AND ENERGY

Combined Sewer Overflow Detail Report
January 1 - December 31, 2019

Wayne Co/RDFrd/Livonia CSO

Submission ID. **HNQ-FYHZ-V3CZX**
Permit **MI0051535**
Outfall **U05**

Start Day	Start Time	End Day	End Time
6/13/2019	5:15:00 AM	6/13/2019	6:24:00 AM

Rain(in.) = 1.01
Waterbody: Bell Branch

Partially Treated (MG)

Dilute Raw Sewage (MG)
0.100

Cause: Significant rainfall event occurred which caused the flow rate in the sewer to exceed the capacity.
EGLE Action: Long-term Control Program

Wayne Co/RDFrd/Livonia CSO

Submission ID. **HNQ-FYHZ-V3CZX**
Permit **MI0051535**
Outfall **U09**

Start Day	Start Time	End Day	End Time
6/13/2019	5:15:00 AM	6/13/2019	6:24:00 AM

Rain(in.) = 1.01
Waterbody: Tarabusi Creek

Partially Treated (MG)

Dilute Raw Sewage (MG)
0.200

Cause: Significant rainfall event occurred which caused the flow rate in the sewer to exceed the capacity.
EGLE Action: Long-term Control Program

Wayne Co/RDFrd/Livonia CSO

Submission ID. **HNQ-FYHZ-V3CZX**
Permit **MI0051535**
Outfall **U10**

Start Day	Start Time	End Day	End Time
6/13/2019	5:15:00 AM	6/13/2019	6:24:00 AM

Rain(in.) = 1.01
Waterbody: Upper Rouge River

Partially Treated (MG)

Dilute Raw Sewage (MG)
0.100

Cause: Significant rainfall event occurred which caused the flow rate in the sewer to exceed the capacity.
EGLE Action: Long-term Control Program

MG = million gallons
CSO Discharges are as a result of wet weather. Dry weather CSO discharges are classified as SSOs.

MICHIGAN DEPARTMENT OF ENVIRONMENT, GREAT LAKES, AND ENERGY

Combined Sewer Overflow Detail Report
January 1 - December 31, 2019

Wayne Co/RDFrd/Livonia CSO

Submission ID. **HNQ-FYHZ-V3CZX**
Permit **MI0051535**
Outfall **U11**

Start Day	Start Time	End Day	End Time
6/13/2019	5:15:00 AM	6/13/2019	6:24:00 AM

Rain(in.) = 1.01
Waterbody: Tarabusi Creek

Partially Treated (MG)

Dilute Raw Sewage (MG)
0.400

Cause: Significant rainfall event occurred which caused the flow rate in the sewer to exceed the capacity.
EGLE Action: Long-term Control Program

Wayne Co/RDFrd/Livonia CSO

Submission ID. **HNR-2DJ0-QCB3W**
Permit **MI0051535**
Outfall **U02**

Start Day	Start Time	End Day	End Time
7/6/2019	5:05:00 PM	7/6/2019	10:28:00 PM

Rain(in.) = 1.59
Waterbody: Ashcroft-Sherwood Drain

Partially Treated (MG)

Dilute Raw Sewage (MG)
27.700

Cause: Significant rainfall event occurred which caused the flow rate in the sewer to exceed the capacity.
EGLE Action: Long-term Control Program

Wayne Co/RDFrd/Livonia CSO

Submission ID. **HNR-2DJ0-QCB3W**
Permit **MI0051535**
Outfall **U03**

Start Day	Start Time	End Day	End Time
7/6/2019	5:05:00 PM	7/6/2019	10:28:00 PM

Rain(in.) = 1.59
Waterbody: Bell Branch

Partially Treated (MG)

Dilute Raw Sewage (MG)
0.700

Cause: Significant rainfall event occurred which caused the flow rate in the sewer to exceed the capacity.
EGLE Action: Long-term Control Program

MG = million gallons
CSO Discharges are as a result of wet weather. Dry weather CSO discharges are classified as SSOs.

MICHIGAN DEPARTMENT OF ENVIRONMENT, GREAT LAKES, AND ENERGY

Combined Sewer Overflow Detail Report
January 1 - December 31, 2019

Wayne Co/RDFrd/Livonia CSO

Submission ID. **HNR-2DJ0-QCB3W**
Permit **MI0051535**
Outfall **U04**

Start Day	Start Time	End Day	End Time
7/6/2019	5:05:00 PM	7/6/2019	10:28:00 PM

Rain(in.) = 1.59
Waterbody: Bell Branch

Partially Treated (MG)

Dilute Raw Sewage (MG)
0.300

Cause: Significant rainfall event occurred which caused the flow rate in the sewer to exceed the capacity.
EGLE Action: Long-term Control Program

Wayne Co/RDFrd/Livonia CSO

Submission ID. **HNR-2DJ0-QCB3W**
Permit **MI0051535**
Outfall **U05**

Start Day	Start Time	End Day	End Time
7/6/2019	5:05:00 PM	7/6/2019	10:28:00 PM

Rain(in.) = 1.59
Waterbody: Bell Branch

Partially Treated (MG)

Dilute Raw Sewage (MG)
1.700

Cause: Significant rainfall event occurred which caused the flow rate in the sewer to exceed the capacity.
EGLE Action: Long-term Control Program

Wayne Co/RDFrd/Livonia CSO

Submission ID. **HNR-2DJ0-QCB3W**
Permit **MI0051535**
Outfall **U09**

Start Day	Start Time	End Day	End Time
7/6/2019	5:05:00 PM	7/6/2019	10:28:00 PM

Rain(in.) = 1.59
Waterbody: Tarabusi Creek

Partially Treated (MG)

Dilute Raw Sewage (MG)
3.400

Cause: Significant rainfall event occurred which caused the flow rate in the sewer to exceed the capacity.
EGLE Action: Long-term Control Program

MG = million gallons
CSO Discharges are as a result of wet weather. Dry weather CSO discharges are classified as SSOs.

MICHIGAN DEPARTMENT OF ENVIRONMENT, GREAT LAKES, AND ENERGY

Combined Sewer Overflow Detail Report
January 1 - December 31, 2019

Wayne Co/RDFrd/Livonia CSO

Submission ID. **HNR-2DJ0-QCB3W**
Permit **MI0051535**
Outfall **U10**

Start Day	Start Time	End Day	End Time
7/6/2019	5:05:00 PM	7/6/2019	10:28:00 PM

Rain(in.) = 1.59
Waterbody: Upper Rouge River

Partially Treated (MG)

Dilute Raw Sewage (MG)
1.300

Cause: Significant rainfall event occurred which caused the flow rate in the sewer to exceed the capacity.
EGLE Action: Long-term Control Program

Wayne Co/RDFrd/Livonia CSO

Submission ID. **HNR-2DJ0-QCB3W**
Permit **MI0051535**
Outfall **U11**

Start Day	Start Time	End Day	End Time
7/6/2019	5:05:00 PM	7/6/2019	10:28:00 PM

Rain(in.) = 1.59
Waterbody: Tarabusi Creek

Partially Treated (MG)

Dilute Raw Sewage (MG)
8.000

Cause: Significant rainfall event occurred which caused the flow rate in the sewer to exceed the capacity.
EGLE Action: Long-term Control Program

Wayne Co/RDFrd/Livonia CSO

Submission ID. **HNT-TT73-DGCBQ**
Permit **MI0051535**
Outfall **U02**

Start Day	Start Time	End Day	End Time
10/26/2019	10:35:00 PM	10/27/2019	12:12:00 AM

Rain(in.) = 1.41
Waterbody: Ashcroft-Sherwood Drain

Partially Treated (MG)

Dilute Raw Sewage (MG)
2.900

Cause: Significant rainfall event occurred which caused the flow rate in the sewer to exceed the capacity.
EGLE Action: Long-term Control Program

MG = million gallons
CSO Discharges are as a result of wet weather. Dry weather CSO discharges are classified as SSOs.

MICHIGAN DEPARTMENT OF ENVIRONMENT, GREAT LAKES, AND ENERGY

Combined Sewer Overflow Detail Report
January 1 - December 31, 2019

Wayne Co/RDFrd/Livonia CSO

Submission ID. **HNT-TT73-DGCBQ**
Permit **MI0051535**
Outfall **U03**

Start Day	Start Time	End Day	End Time
10/26/2019	10:35:00 PM	10/27/2019	12:12:00 AM

Rain(in.) = 1.41
Waterbody: Bell Branch

Partially Treated (MG)

Dilute Raw Sewage (MG)
0.100

Cause: Significant rainfall event occurred which caused the flow rate in the sewer to exceed the capacity.
EGLE Action: Long-term Control Program

Wayne Co/RDFrd/Livonia CSO

Submission ID. **HNT-TT73-DGCBQ**
Permit **MI0051535**
Outfall **U04**

Start Day	Start Time	End Day	End Time
10/26/2019	10:35:00 PM	10/27/2019	12:12:00 AM

Rain(in.) = 1.41
Waterbody: Bell Branch

Partially Treated (MG)

Dilute Raw Sewage (MG)
0.040

Cause: Significant rainfall event occurred which caused the flow rate in the sewer to exceed the capacity.
EGLE Action: Long-term Control Program

Wayne Co/RDFrd/Livonia CSO

Submission ID. **HNT-TT73-DGCBQ**
Permit **MI0051535**
Outfall **U05**

Start Day	Start Time	End Day	End Time
10/26/2019	10:35:00 PM	10/27/2019	12:12:00 AM

Rain(in.) = 1.41
Waterbody: Bell Branch

Partially Treated (MG)

Dilute Raw Sewage (MG)
0.200

Cause: Significant rainfall event occurred which caused the flow rate in the sewer to exceed the capacity.
EGLE Action: Long-term Control Program

MG = million gallons
CSO Discharges are as a result of wet weather. Dry weather CSO discharges are classified as SSOs.

MICHIGAN DEPARTMENT OF ENVIRONMENT, GREAT LAKES, AND ENERGY

Combined Sewer Overflow Detail Report
January 1 - December 31, 2019

Wayne Co/RDFrd/Livonia CSO

Submission ID. **HNT-TT73-DGCBQ**
Permit **MI0051535**
Outfall **U09**

Start Day	Start Time	End Day	End Time
10/26/2019	10:35:00 PM	10/27/2019	12:12:00 AM

Rain(in.) = 1.41
Waterbody: Tarabusi Creek

Partially Treated (MG)

Dilute Raw Sewage (MG)
0.400

Cause: Significant rainfall event occurred which caused the flow rate in the sewer to exceed the capacity.
EGLE Action: Long-term Control Program

Wayne Co/RDFrd/Livonia CSO

Submission ID. **HNT-TT73-DGCBQ**
Permit **MI0051535**
Outfall **U10**

Start Day	Start Time	End Day	End Time
10/26/2019	10:35:00 PM	10/27/2019	12:12:00 AM

Rain(in.) = 1.41
Waterbody: Upper Rouge River

Partially Treated (MG)

Dilute Raw Sewage (MG)
0.100

Cause: Significant rainfall event occurred which caused the flow rate in the sewer to exceed the capacity.
EGLE Action: Long-term Control Program

Wayne Co/RDFrd/Livonia CSO

Submission ID. **HNT-TT73-DGCBQ**
Permit **MI0051535**
Outfall **U11**

Start Day	Start Time	End Day	End Time
10/26/2019	10:35:00 PM	10/27/2019	12:12:00 AM

Rain(in.) = 1.41
Waterbody: Tarabusi Creek

Partially Treated (MG)

Dilute Raw Sewage (MG)
0.800

Cause: Significant rainfall event occurred which caused the flow rate in the sewer to exceed the capacity.
EGLE Action: Long-term Control Program

MG = million gallons
CSO Discharges are as a result of wet weather. Dry weather CSO discharges are classified as SSOs.

MICHIGAN DEPARTMENT OF ENVIRONMENT, GREAT LAKES, AND ENERGY

Combined Sewer Overflow Detail Report
January 1 - December 31, 2019

Wayne Co/RDFrd/Livonia CSO

Submission ID. **HNV-KA0G-FY2SD**
Permit **MI0051535**
Outfall **U02**

Start Day	Start Time	End Day	End Time
11/27/2019	8:42:00 AM	11/27/2019	8:57:00 AM

Rain(in.) = 0.82
Waterbody: Ashcroft-Sherwood Drain

Partially Treated (MG)

Dilute Raw Sewage (MG)
0.700

Cause: Significant rainfall event occurred which caused the flow rate in the sewer to exceed the capacity.
EGLE Action: Long-term Control Program

Wayne Co/RDFrd/Livonia CSO

Submission ID. **HNV-KA0G-FY2SD**
Permit **MI0051535**
Outfall **U03**

Start Day	Start Time	End Day	End Time
11/27/2019	8:42:00 AM	11/27/2019	8:57:00 AM

Rain(in.) = 0.82
Waterbody: Bell Branch

Partially Treated (MG)

Dilute Raw Sewage (MG)
0.020

Cause: Significant rainfall event occurred which caused the flow rate in the sewer to exceed the capacity.
EGLE Action: Long-term Control Program

Wayne Co/RDFrd/Livonia CSO

Submission ID. **HNV-KA0G-FY2SD**
Permit **MI0051535**
Outfall **U04**

Start Day	Start Time	End Day	End Time
11/27/2019	8:42:00 AM	11/27/2019	8:57:00 AM

Rain(in.) = 0.82
Waterbody: Bell Branch

Partially Treated (MG)

Dilute Raw Sewage (MG)
0.010

Cause: Significant rainfall event occurred which caused the flow rate in the sewer to exceed the capacity.
EGLE Action: Long-term Control Program

MG = million gallons
CSO Discharges are as a result of wet weather. Dry weather CSO discharges are classified as SSOs.

MICHIGAN DEPARTMENT OF ENVIRONMENT, GREAT LAKES, AND ENERGY

Combined Sewer Overflow Detail Report
January 1 - December 31, 2019

Wayne Co/RDFrd/Livonia CSO

Submission ID. **HNV-KA0G-FY2SD**
Permit **MI0051535**
Outfall **U05**

Start Day	Start Time	End Day	End Time
11/27/2019	8:42:00 AM	11/27/2019	8:57:00 AM

Rain(in.) = 0.82
Waterbody: Bell Branch

Partially Treated (MG)

Dilute Raw Sewage (MG)
0.040

Cause: Significant rainfall event occurred which caused the flow rate in the sewer to exceed the capacity.
EGLE Action: Long-term Control Program

Wayne Co/RDFrd/Livonia CSO

Submission ID. **HNV-KA0G-FY2SD**
Permit **MI0051535**
Outfall **U09**

Start Day	Start Time	End Day	End Time
11/27/2019	8:42:00 AM	11/27/2019	8:57:00 AM

Rain(in.) = 0.82
Waterbody: Tarabusi Creek

Partially Treated (MG)

Dilute Raw Sewage (MG)
0.100

Cause: Significant rainfall event occurred which caused the flow rate in the sewer to exceed the capacity.
EGLE Action: Long-term Control Program

Wayne Co/RDFrd/Livonia CSO

Submission ID. **HNV-KA0G-FY2SD**
Permit **MI0051535**
Outfall **U10**

Start Day	Start Time	End Day	End Time
11/27/2019	8:42:00 AM	11/27/2019	8:57:00 AM

Rain(in.) = 0.82
Waterbody: Upper Rouge River

Partially Treated (MG)

Dilute Raw Sewage (MG)
0.030

Cause: Significant rainfall event occurred which caused the flow rate in the sewer to exceed the capacity.
EGLE Action: Long-term Control Program

MG = million gallons
CSO Discharges are as a result of wet weather. Dry weather CSO discharges are classified as SSOs.

MICHIGAN DEPARTMENT OF ENVIRONMENT, GREAT LAKES, AND ENERGY

Combined Sewer Overflow Detail Report
January 1 - December 31, 2019

Wayne Co/RDFrd/Livonia CSO

Submission ID. **HNV-KA0G-FY2SD**
Permit **MI0051535**
Outfall **U11**

Start Day	Start Time	End Day	End Time
11/27/2019	8:42:00 AM	11/27/2019	8:57:00 AM

Rain(in.) = 0.82
Waterbody: Tarabusi Creek

Partially Treated (MG)	Dilute Raw Sewage (MG)
	0.200

Cause: Significant rainfall event occurred which caused the flow rate in the sewer to exceed the capacity.
EGLE Action: Long-term Control Program

Totals Wayne Co/RDFrd/Livonia CSO

Partially Treated (MG)	Dilute Raw Sewage (MG)
	178.07

Long-term Control Program being implemented; construction of retention/treatment basin (for elimination of raw sewage & protection of public health) complete & facility is "on-line". The Department agrees that the RTB eliminates raw sewage, protects public health, and protects the physical characteristics standard. A report has been submitted to verify that the RTB protects the dissolved oxygen standard, and is currently under review by the Department. The reissued permit requires independent control of the remaining untreated outfall or alternatively work with GLWA on a regional plan by 2025.

County Totals Wayne

Partially Treated (MG)	Dilute Raw Sewage (MG)
349.20	**2251.09**

Report Totals

Partially Treated (MG)	Dilute Raw Sewage (MG)
349.20	**2711.52**

MG = million gallons
CSO Discharges are as a result of wet weather. Dry weather CSO discharges are classified as SSOs.

MICHIGAN DEPARTMENT OF ENVIRONMENT, GREAT LAKES, AND ENERGY

Retention Treatment Basin Detail Report
January 1 - December 31, 2019

Bay

Bay City WWTP

Bay City WWTP

Submission ID. **HNN-BP5X-HPGDH**
Permit **MI0022284**
Outfall **048**

Start Day	Start Time	End Day	End Time
3/15/2019	2:45:00 PM	3/16/2019	9:00:00 AM

Rain(in.) = 0.32
Waterbody: Saginaw River

RTB (MG)
25.80

Cause: rain and snow melt / thaw
EGLE Action: Long Term Control Plan

Bay City WWTP

Submission ID. **HNP-75AG-PX3PA**
Permit **MI0022284**
Outfall **048**

Start Day	Start Time	End Day	End Time
4/18/2019	7:00:00 PM	4/20/2019	5:00:00 PM

Rain(in.) = 1.74
Waterbody: Saginaw River

RTB (MG)
21.40

Cause: rain fall
EGLE Action: Long Term Control Plan

MG = million gallons
RTB discharges are as a result of wet weather. Dry weather RTB discharges are classified as SSOs.

MICHIGAN DEPARTMENT OF ENVIRONMENT, GREAT LAKES, AND ENERGY

Retention Treatment Basin Detail Report
January 1 - December 31, 2019

Bay City WWTP

Submission ID. **HNP-J3V6-WAYZ2**
Permit **MI0022284**
Outfall **040**

Start Day	Start Time	End Day	End Time
5/2/2019	3:00:00 PM	5/2/2019	10:30:00 PM

Rain(in.) = 1.82
Waterbody: Saginaw River

RTB (MG)
2.30

Cause: RTB overflow of CSO water due to rain
EGLE Action: Long Term Control Plan

Bay City WWTP

Submission ID. **HNP-J3V6-WAYZ2**
Permit **MI0022284**
Outfall **048**

Start Day	Start Time	End Day	End Time
5/2/2019	5:45:00 PM	5/3/2019	7:15:00 AM

Rain(in.) = 1.82
Waterbody: Saginaw River

RTB (MG)
26.80

Cause: RTB OVERFLOW DUE TO RAIN
EGLE Action: Long Term Control Plan

Bay City WWTP

Submission ID. **HNQ-F754-SJVGW**
Permit **MI0022284**
Outfall **048**

Start Day	Start Time	End Day	End Time
6/10/2019	9:30:00 PM	6/11/2019	1:30:00 PM

Rain(in.) = 1.64
Waterbody: Saginaw River

RTB (MG)
14.70

Cause: RAIN
EGLE Action: Long Term Control Plan

MG = million gallons
RTB discharges are as a result of wet weather. Dry weather RTB discharges are classified as SSOs.

MICHIGAN DEPARTMENT OF ENVIRONMENT, GREAT LAKES, AND ENERGY

Retention Treatment Basin Detail Report
January 1 - December 31, 2019

Bay City WWTP

Submission ID. **HNS-R8T4-TFC27**
Permit **MI0022284**
Outfall **048**

Start Day	Start Time	End Day	End Time
9/12/2019	1:00:00 AM	9/12/2019	11:00:00 AM

Rain(in.) = 2.46
Waterbody: Saginaw River

RTB (MG)
9.30

Cause: Heavy rain fall
EGLE Action: Long Term Control Plan

Bay City WWTP

Submission ID. **HNT-71GR-FE3ZX**
Permit **MI0022284**
Outfall **048**

Start Day	Start Time	End Day	End Time
10/2/2019	2:55:00 AM	10/4/2019	4:15:00 AM

Rain(in.) = 3.24
Waterbody: Saginaw River

RTB (MG)
71.30

Cause: RTB overflow due to heavy rain
EGLE Action: Long Term Control Plan

Bay City WWTP

Submission ID. **HNT-WD3G-PJ07D**
Permit **MI0022284**
Outfall **048**

Start Day	Start Time	End Day	End Time
10/27/2019	10:15:00 AM	10/28/2019	5:30:00 AM

Rain(in.) = 1.27
Waterbody: Saginaw River

RTB (MG)
18.60

Cause: rain
EGLE Action: Long Term Control Plan

MG = million gallons
RTB discharges are as a result of wet weather. Dry weather RTB discharges are classified as SSOs.

MICHIGAN DEPARTMENT OF ENVIRONMENT, GREAT LAKES, AND ENERGY

Retention Treatment Basin Detail Report
January 1 - December 31, 2019

Bay City WWTP

Submission ID. **HNV-153Q-FNXF8**
Permit **MI0022284**
Outfall **048**

Start Day	Start Time	End Day	End Time
10/31/2019	5:15:00 PM	11/2/2019	2:00:00 PM

Waterbody: Saginaw River

RTB (MG)

33.70

Cause: rain over 4 days

EGLE Action: Long Term Control Plan

Bay City WWTP

Submission ID. **HNV-Q5JP-VNJ5Q**
Permit **MI0022284**
Outfall **048**

Start Day	Start Time	End Day	End Time
11/27/2019	1:00:00 PM	11/28/2019	1:00:00 PM

Rain(in.) = 1.43

Waterbody: Saginaw River

RTB (MG)

26.80

Cause: Snow mixed with rain

EGLE Action: Long Term Control Plan

Bay City WWTP

Submission ID. **HNW-FGT9-FQ5VC**
Permit **MI0022284**
Outfall **048**

Start Day	Start Time	End Day	End Time
12/30/2019	9:30:00 AM	12/31/2019	11:00:00 PM

Rain(in.) = 1.93

Waterbody: Saginaw River

RTB (MG)

44.70

Cause: heavy rain fall

EGLE Action: Long Term Control Plan

MG = million gallons

RTB discharges are as a result of wet weather. Dry weather RTB discharges are classified as SSOs.

MICHIGAN DEPARTMENT OF ENVIRONMENT, GREAT LAKES, AND ENERGY

Retention Treatment Basin Detail Report
January 1 - December 31, 2019

Bay City WWTP

Submission ID. **HNW-FGT9-FQ5VC**
Permit **MI0022284**
Outfall **040**

Start Day	Start Time	End Day	End Time
12/30/2019	11:30:00 AM	12/30/2019	2:30:00 PM

Rain(in.) = 1.93
Waterbody: Saginaw River

RTB (MG)
1.00

Cause: Heavy rain
EGLE Action: Long Term Control Plan

Totals Bay City WWTP

RTB (MG)
296.40

Long-term Control Program being implemented; currently collecting flow and rain fall data to conduct an evaluation study (Submitted) and model collection system for each of the 5 retention/treatment basins to determine whether adequate treatment is provided for the discharges; improvements to the retention/treatment basins may be required in the future pending the results of the evaluation studies. The study will evaluate basin 4 as a representative of basins 1 thru 4, and basin 5 separately. Evaluations currently under review for determination of adequate treatment.

Essexville CSO RTB

Essexville CSO RTB

Submission ID. **HNS-QFY8-NSNDK**
Permit **MI0022918**
Outfall **001**

Start Day	Start Time	End Day	End Time
9/11/2019	3:50:00 PM	9/11/2019	4:20:00 PM

Rain(in.) = 2.2
Waterbody: Saginaw River

RTB (MG)
1.09

Cause: We received 2.2" of rain in less than one and a half hours. Our first overflow in 3 years.
EGLE Action: Long Term Control Plan

MG = million gallons
RTB discharges are as a result of wet weather. Dry weather RTB discharges are classified as SSOs.

MICHIGAN DEPARTMENT OF ENVIRONMENT, GREAT LAKES, AND ENERGY

Retention Treatment Basin Detail Report
January 1 - December 31, 2019

Essexville CSO RTB

Submission ID. **HNT-71PK-MMSCA**
Permit **MI0022918**
Outfall **001**

Start Day	Start Time	End Day	End Time
10/2/2019	12:30:00 AM	10/2/2019	2:50:00 PM

Rain(in.) = 3
Waterbody: Saginaw River

RTB (MG)
5.70

Cause: After 3" of rain fall the RTB overflowed into the Saginaw River. The overflow consisted of partially treated sewage with any solids separated and settled prior to discharge.

EGLE Action: Long Term Control Plan

Totals Essexville CSO RTB

RTB (MG)
6.79

Long-term Control Program being implemented; currently an evaluation study for this CSO facility is being conducted to determine what or if additional system improvements are necessary to achieve adequate treatment of discharges to assure compliance with Water Quality Standards. An "In-Stream Total Residual Chlorine (TRC) Effluent Plume Evaluation" is required by the permit (October 1, 2018) and shall identify the location and size of the TRC effluent plume during and after CSO discharge events and identify the maximum TRC concentrations in-stream at various downstream locations.

County Totals Bay

RTB (MG)
303.19

MG = million gallons
RTB discharges are as a result of wet weather. Dry weather RTB discharges are classified as SSOs.

MICHIGAN DEPARTMENT OF ENVIRONMENT, GREAT LAKES, AND ENERGY

Retention Treatment Basin Detail Report
January 1 - December 31, 2019

Dickinson

Iron Mountain-Kingsford WWTP

Iron Mountain-Kingsford WWTP

Submission ID. **HNN-8Q10-VQN8J**
Permit **MI0023205**
Outfall **002**

Start Day	Start Time	End Day	End Time
3/14/2019	1:25:00 PM	3/15/2019	5:45:00 AM

Rain(in.) = 0.56
Waterbody: Menominee River

RTB (MG)
10.40

Cause: Light brown in color,.; Reason = rain and snow melt
EGLE Action: Long Term Control Plan

Iron Mountain-Kingsford WWTP

Submission ID. **HNP-MM5S-1JYEY**
Permit **MI0023205**
Outfall **002**

Start Day	Start Time	End Day	End Time
5/9/2019	8:00:00 AM	5/9/2019	5:00:00 PM

Rain(in.) = 1.67
Waterbody: Menominee River

RTB (MG)
2.36

Cause: RTB discharge because of rain
EGLE Action: Long Term Control Plan

MG = million gallons
RTB discharges are as a result of wet weather. Dry weather RTB discharges are classified as SSOs.

MICHIGAN DEPARTMENT OF ENVIRONMENT, GREAT LAKES, AND ENERGY

Retention Treatment Basin Detail Report
January 1 - December 31, 2019

Iron Mountain-Kingsford WWTP

Submission ID. **HNP-WDCP-QKPNE**
Permit **MI0023205**
Outfall **002**

Start Day	Start Time	End Day	End Time
5/19/2019	8:45:00 AM	5/19/2019	6:00:00 PM

Rain(in.) = 1.99
Waterbody: Menominee River

RTB (MG)
3.28

Cause: RTB Discharge due to rain
EGLE Action: Long Term Control Plan

Iron Mountain-Kingsford WWTP

Submission ID. **HNR-182B-2CSF0**
Permit **MI0023205**
Outfall **002**

Start Day	Start Time	End Day	End Time
7/4/2019	11:00:00 PM	7/5/2019	2:00:00 AM

Rain(in.) = 0.86
Waterbody: Menominee River

RTB (MG)
0.96

Cause: Heavy rain, difficulty establishing a chlorine residual
EGLE Action: Long Term Control Plan

Iron Mountain-Kingsford WWTP

Submission ID. **HNR-9KY1-D6BPM**
Permit **MI0023205**
Outfall **002**

Start Day	Start Time	End Day	End Time
7/15/2019	10:30:00 PM	7/16/2019	2:10:00 AM

Waterbody: Menominee River

RTB (MG)
2.92

Cause: RTB discharge due to heavy rain
EGLE Action: Long Term Control Plan

MG = million gallons
RTB discharges are as a result of wet weather. Dry weather RTB discharges are classified as SSOs.

MICHIGAN DEPARTMENT OF ENVIRONMENT, GREAT LAKES, AND ENERGY

Retention Treatment Basin Detail Report
January 1 - December 31, 2019

Iron Mountain-Kingsford WWTP

Submission ID. **HNS-R8A7-ZFQ3D**
Permit **MI0023205**
Outfall **002**

Start Day	Start Time	End Day	End Time
9/12/2019	10:54:00 PM	9/13/2019	2:30:00 AM

Rain(in.) = 1.48
Waterbody: Menominee River

RTB (MG)
4.35

Cause: Discharge Chlorinated and dechlorinated. Fecal results not available until 9/14. Reason = 1.48" rain
EGLE Action: Long Term Control Plan

Totals Iron Mountain-Kingsford WWTP

RTB (MG)
24.26

Long-term Control Program considered complete (an existing retention/treatment basin); permittee submitted 2008 report characterizing discharges from existing retention/treatment basin based upon the type of sewer collection system (i.e., separate or combined) tributary to this CSO treatment facility adjacent to the municipal wastewater treatment plant. Facility is implementing revisions to disinfection feed system and conducting visual assessments of CSO discharges to evaluate screening effectiveness.

County Totals Dickinson

RTB (MG)
24.26

MG = million gallons
RTB discharges are as a result of wet weather. Dry weather RTB discharges are classified as SSOs.

MICHIGAN DEPARTMENT OF ENVIRONMENT, GREAT LAKES, AND ENERGY

Retention Treatment Basin Detail Report
January 1 - December 31, 2019

Houghton

North Houghton Co W&SA CSO

North Houghton Co W&SA CSO

Submission ID. **HNN-KMP9-8QJ5V**
Permit **MI0043982**
Outfall **002**

Start Day	Start Time	End Day	End Time
3/28/2019	10:00:00 AM	5/24/2019	7:30:00 AM

Rain(in.) = 5.76
Waterbody: Hammel Creek

RTB (MG)
100.31

Cause: Treated Combined Sewer Overflow/ rain and Snowmelt
EGLE Action: Long Term Control Plan

North Houghton Co W&SA CSO

Submission ID. **HNN-VEDT-J5BXB**
Permit **MI0043982**
Outfall **001**

Start Day	Start Time	End Day	End Time
4/7/2019	11:30:00 AM	5/24/2019	7:30:00 AM

Rain(in.) = 5.76
Waterbody: St. Louis Creek

RTB (MG)
79.35

Cause: Combined Sewer Overflow/Snow Melt/rainfall
EGLE Action: Long Term Control Plan

MG = million gallons
RTB discharges are as a result of wet weather. Dry weather RTB discharges are classified as SSOs.

MICHIGAN DEPARTMENT OF ENVIRONMENT, GREAT LAKES, AND ENERGY

Retention Treatment Basin Detail Report
January 1 - December 31, 2019

North Houghton Co W&SA CSO

Submission ID. **HNR-9XJF-91TSM**
Permit **MI0043982**
Outfall **001**

Start Day	Start Time	End Day	End Time
7/15/2019	8:30:00 PM	7/15/2019	11:45:00 PM

Rain(in.) = 1.3
Waterbody: St.Louis Creek

RTB (MG)
0.29

Cause: Combined Sewer Overflow caused by rain Event
EGLE Action: Long Term Control Plan

Totals North Houghton Co W&SA CSO

RTB (MG)
179.96

Long-term Control Program completed; two existing clarifiers with disinfection and dechlorination; additional work is being conducted (infiltration/inflow reduction) to increase transport capacity to the wastewater treatment plant.

County Totals Houghton

RTB (MG)
179.96

MG = million gallons
RTB discharges are as a result of wet weather. Dry weather RTB discharges are classified as SSOs.

MICHIGAN DEPARTMENT OF ENVIRONMENT, GREAT LAKES, AND ENERGY

Retention Treatment Basin Detail Report
January 1 - December 31, 2019

Ingham

East Lansing WRRF

East Lansing WRRF

Submission ID. **HNQ-DNBZ-1TVHZ**
Permit **MI0022853**
Outfall **015**

Start Day	Start Time	End Day	End Time
6/10/2019	6:00:00 AM	6/10/2019	9:30:00 PM

Rain(in.) = 2.81
Waterbody: Red Cedar River

RTB (MG)
11.20

Cause: Wet weather event - rain.
EGLE Action: Long Term Control Plan

East Lansing WRRF

Submission ID. **HNQ-NCQK-0B7N0**
Permit **MI0022853**
Outfall **015**

Start Day	Start Time	End Day	End Time
6/20/2019	3:00:00 AM	6/20/2019	10:30:00 PM

Rain(in.) = 2.12
Waterbody: Red Cedar River

RTB (MG)
8.40

Cause: RTB effluent. RTB filled and discharged because of wet weather event - rain.
EGLE Action: Long Term Control Plan

MG = million gallons
RTB discharges are as a result of wet weather. Dry weather RTB discharges are classified as SSOs.

MICHIGAN DEPARTMENT OF ENVIRONMENT, GREAT LAKES, AND ENERGY

Retention Treatment Basin Detail Report
January 1 - December 31, 2019

East Lansing WRRF

Submission ID. **HNW-D61F-AM4TQ**
Permit **MI0022853**
Outfall **015**

Start Day	Start Time	End Day	End Time
12/30/2019	5:45:00 AM	12/30/2019	9:30:00 PM

Rain(in.) = 2.29
Waterbody: Red Cedar River

RTB (MG)
9.86

Cause: RTB discharge due to heavy rainfall.
EGLE Action: Long Term Control Plan

Totals East Lansing WRRF

RTB (MG)
29.46

Long-term Control Program complete; controls included both sewer separation and construction of a retention treatment basin (RTB) and tunnel.

Lansing WWTP

Lansing WWTP

Submission ID. **HNQ-EDZR-MFB73**
Permit **MI0023400**
Outfall **008**

Start Day	Start Time	End Day	End Time
6/10/2019	7:03:00 PM	6/11/2019	6:30:00 AM

Rain(in.) = 1.85
Waterbody: Grand River

RTB (MG)
0.57

Cause: CSO dIscharge--South Retention Basin 003 (discharges through the outfall for Regulator 008). Overflow was due to a heavy rainfall event, which lead to a high influent flow to the plant. Discharge was disinfected with sodium hypochlorite. Only the surface water was impacted.
EGLE Action: An SVN was sent.

MG = million gallons
RTB discharges are as a result of wet weather. Dry weather RTB discharges are classified as SSOs.

MICHIGAN DEPARTMENT OF ENVIRONMENT, GREAT LAKES, AND ENERGY

Retention Treatment Basin Detail Report
January 1 - December 31, 2019

Lansing WWTP

Submission ID. **HNQ-P9FF-B2H5K**
Permit **MI0023400**
Outfall **002**

Start Day	Start Time	End Day	End Time
6/20/2019	4:00:00 PM	6/21/2019	1:15:00 AM

Rain(in.) = 2.39
Waterbody: Grand River

RTB (MG)
1.00

Cause: CSO Discharge--North Retention Basin 002. Overflow was due to a heavy rainfall event, which lead to a high influent flow to the plant. Discharge was disinfected with sodium hypochlorite. Only the surface water was impacted.

EGLE Action: An SVN was sent.

Totals Lansing WWTP

RTB (MG)
1.57

County Totals Ingham

RTB (MG)
31.03

MG = million gallons

RTB discharges are as a result of wet weather. Dry weather RTB discharges are classified as SSOs.

MICHIGAN DEPARTMENT OF ENVIRONMENT, GREAT LAKES, AND ENERGY

Retention Treatment Basin Detail Report
January 1 - December 31, 2019

Kent

Grand Rapids WRRF

Grand Rapids WRRF

Submission ID. **HNT-84Z7-J60HY**
Permit **MI0026069**
Outfall **003**

Start Day	Start Time	End Day	End Time
10/3/2019	12:43:00 AM	10/3/2019	10:52:00 PM

Waterbody: Grand River

RTB (MG)

17.20

Cause: RTB discharge due to excessive precipitation and maintenance being performed at WRRF

EGLE Action: Long Term Control Plan

Totals Grand Rapids WRRF

RTB (MG)

17.20

Long-term Control Program being implemented; controls include 30 million gallon Market Ave. Retention Treatment Basin in conjunction with sewer separation construction; permit requires control of seven (7) remaining outfalls through sewer separation with various schedule dates for elimination of overflows through 2019.

County Totals Kent

RTB (MG)

17.20

MG = million gallons

RTB discharges are as a result of wet weather. Dry weather RTB discharges are classified as SSOs.

MICHIGAN DEPARTMENT OF ENVIRONMENT, GREAT LAKES, AND ENERGY

Retention Treatment Basin Detail Report
January 1 - December 31, 2019

Macomb

Chapaton RTB

Chapaton RTB

Submission ID. **HNN-NEPM-AFCQ6**
Permit **MI0025585**
Outfall **001**

Start Day	Start Time	End Day	End Time
3/30/2019	8:15:00 PM	3/31/2019	2:25:00 AM

Rain(in.) = 1.58
Waterbody: Lake Saint Clair

RTB (MG)
4.10

Cause: Combined sewer collection system could not contain rainfall, the RTB reached capacity and was forced to discharge.
EGLE Action: Long Term Control Plan

Chapaton RTB

Submission ID. **HNP-5SDB-7QVXS**
Permit **MI0025585**
Outfall **001**

Start Day	Start Time	End Day	End Time
4/20/2019	1:55:00 PM	4/20/2019	10:45:00 PM

Rain(in.) = 1.66
Waterbody: Lake Saint Clair

RTB (MG)
27.40

Cause: RTB capacity overwhelmed due to rain event.
EGLE Action: Long Term Control Plan

MG = million gallons
RTB discharges are as a result of wet weather. Dry weather RTB discharges are classified as SSOs.

MICHIGAN DEPARTMENT OF ENVIRONMENT, GREAT LAKES, AND ENERGY

Retention Treatment Basin Detail Report
January 1 - December 31, 2019

Chapaton RTB

Submission ID. **HNP-A672-A4K6E**
Permit **MI0025585**
Outfall **001**

Start Day	Start Time	End Day	End Time
4/26/2019	6:10:00 AM	4/26/2019	5:05:00 PM

Rain(in.) = 1.48
Waterbody: Lake Saint Clair

RTB (MG)
17.10

Cause: RTB capacity overwhelmed due to rain event.
EGLE Action: Long Term Control Plan

Chapaton RTB

Submission ID. **HNP-E198-JP32P**
Permit **MI0025585**
Outfall **001**

Start Day	Start Time	End Day	End Time
5/1/2019	2:30:00 AM	5/1/2019	9:22:00 PM

Rain(in.) = 1.64
Waterbody: Lake Saint Clair

RTB (MG)
75.70

Cause: RTB capacity overwhelmed due to heavy rain event.
EGLE Action: Long Term Control Plan

Chapaton RTB

Submission ID. **HNR-2ECE-7PQAN**
Permit **MI0025585**
Outfall **001**

Start Day	Start Time	End Day	End Time
7/6/2019	7:15:00 PM	7/7/2019	8:50:00 AM

Rain(in.) = 1.12
Waterbody: Lake Saint Clair

RTB (MG)
14.30

Cause: Short duration, heavy rainfall event, overwhelmed collection system and RTB capacity forcing a discharge.
EGLE Action: Long Term Control Plan

MG = million gallons
RTB discharges are as a result of wet weather. Dry weather RTB discharges are classified as SSOs.

Totals **Chapaton RTB**

RTB (MG)

138.60

Long-term Control Program complete; retention/treatment basin (RTB) construction complete and facility is "on-line"; no remaining untreated overflow outfalls; RTB has been shown to provide treatment that meets criteria for elimination of raw sewage & protection of public health, protection of dissolved oxygen standard, protection of physical characteristic standard, and no significant impact on downstream biological communities. The permit required "Total Residual Chlorine Mixing Zone/Plume Definition Study" has been submitted and is currently under review by the Department. The report evaluates whether or not the Total Residual Chlorine (TRC) discharges from the RTB cause violations of Water Quality Standards.

Martin RTB

Martin RTB

Submission ID. **HNN-N6XH-WCKY2**
Permit **MI0025453**
Outfall **001**

Start Day	Start Time	End Day	End Time
3/30/2019	10:50:00 AM	3/31/2019	8:03:00 AM

Rain(in.) = 1.45
Waterbody: Lake Saint Clair

RTB (MG)

50.90

Cause: rainfall caused combined sewer system to exceed storage capacity in RTB and forced a discharge.

EGLE Action: Long Term Control Plan

Martin RTB

Submission ID. **HNP-5TK3-74099**
Permit **MI0025453**
Outfall **001**

Start Day	Start Time	End Day	End Time
4/20/2019	1:55:00 PM	4/21/2019	5:15:00 AM

Rain(in.) = 1.69
Waterbody: Lake Saint Clair

RTB (MG)

43.70

Cause: RTB capacity overwhelmed due to rain event.

EGLE Action: Long Term Control Plan

MG = million gallons

RTB discharges are as a result of wet weather. Dry weather RTB discharges are classified as SSOs.

MICHIGAN DEPARTMENT OF ENVIRONMENT, GREAT LAKES, AND ENERGY

Retention Treatment Basin Detail Report
January 1 - December 31, 2019

Martin RTB

Submission ID. **HNP-A5FT-1Z6Q2**
Permit **MI0025453**
Outfall **001**

Start Day	Start Time	End Day	End Time
4/26/2019	4:25:00 AM	4/26/2019	8:45:00 PM

Rain(in.) = 1.3
Waterbody: Lake Saint Clair

RTB (MG)
42.10

Cause: RTB capacity overwhelmed due to rain event.
EGLE Action: Long Term Control Plan

Martin RTB

Submission ID. **HNP-E10H-GE68T**
Permit **MI0025453**
Outfall **001**

Start Day	Start Time	End Day	End Time
5/1/2019	2:00:00 AM	5/2/2019	2:38:00 AM

Rain(in.) = 1.6
Waterbody: Lake Saint Clair

RTB (MG)
78.20

Cause: RTB capacity overwhelmed due to heavy rainfall event.
EGLE Action: Long Term Control Plan

Martin RTB

Submission ID. **HNQ-A81S-NVCXN**
Permit **MI0025453**
Outfall **001**

Start Day	Start Time	End Day	End Time
6/5/2019	11:55:00 PM	6/6/2019	2:57:00 AM

Rain(in.) = 1.27
Waterbody: Lake St. Clair

RTB (MG)
3.20

Cause: Heavy rainfall overwhelmed the combined sewer system and RTB capacity causing a discharge.
EGLE Action: Long Term Control Plan

MG = million gallons
RTB discharges are as a result of wet weather. Dry weather RTB discharges are classified as SSOs.

MICHIGAN DEPARTMENT OF ENVIRONMENT, GREAT LAKES, AND ENERGY

Retention Treatment Basin Detail Report
January 1 - December 31, 2019

Martin RTB

Submission ID. **HNR-2DTH-MG98F**
Permit **MI0025453**
Outfall **001**

Start Day	Start Time	End Day	End Time
7/6/2019	7:30:00 PM	7/7/2019	4:33:00 AM

Rain(in.) = 2.29
Waterbody: Lake Saint Clair

RTB (MG)
27.90

Cause: Intense, heavy rainfall event. 2.29" of rain in aprox. 2 hrs. overwhelmed the collection system and RTB, forcing a discharge.
EGLE Action: Long Term Control Plan

Martin RTB

Submission ID. **HNS-Q7KM-H4NEG**
Permit **MI0025453**
Outfall **001**

Start Day	Start Time	End Day	End Time
9/11/2019	11:35:00 PM	9/12/2019	5:30:00 AM

Rain(in.) = 1.7
Waterbody: Lake Saint Clair

RTB (MG)
10.10

Cause: Heavy rainfall event overwhelmed the RTB capacity causing a permitted, treated discharge.
EGLE Action: Long Term Control Plan

Martin RTB

Submission ID. **HNT-Y6EN-3FSV8**
Permit **MI0025453**
Outfall **001**

Start Day	Start Time	End Day	End Time
10/31/2019	2:25:00 PM	11/1/2019	2:43:00 AM

Rain(in.) = 1
Waterbody: Lake St. Clair

RTB (MG)
20.20

Cause: Collection system and Martin RTB capacity overwhelmed by rainfall causing a treated, permitted discharge.
EGLE Action: Long Term Control Plan

MG = million gallons
RTB discharges are as a result of wet weather. Dry weather RTB discharges are classified as SSOs.

MICHIGAN DEPARTMENT OF ENVIRONMENT, GREAT LAKES, AND ENERGY

Retention Treatment Basin Detail Report
January 1 - December 31, 2019

Martin RTB

Submission ID. **HNW-D9GV-HSTKP**
Permit **MI0025453**
Outfall **001**

Start Day	Start Time	End Day	End Time
12/30/2019	11:05:00 AM	12/30/2019	3:45:00 PM

Rain(in.) = 1.25
Waterbody: Lake St. Clair

RTB (MG)
6.20

Cause: rainfall over an aprox. 24hr period overwhelmed the collection system and exceeded the capacity of the Martin RTB causing a discharge.
EGLE Action: Long Term Control Plan

Totals Martin RTB

RTB (MG)
282.50

Long-term Control Program has been completed; program & permit required 3-phase sewer construction project designed to reduce wet-weather flow quantities directed to the retention/treatment basin (RTB); permit also required submittal of RTB Evaluation Study to determine whether adequate treatment is provided to meet Water Quality Standards (the results of the study were ultimately approved on Jan. 31, 2007); the actual construction phase of the current project is complete; there are no "uncontrolled" (i.e., untreated) CSO outfalls associated with this permittee/program. Now considered a discharge from a separate sanitary sewer system subject to Federal Secondary Treatment Requirements.

Mt Clemens WWTP

Mt Clemens WWTP

Submission ID. **HNP-J4KD-RERQ1**
Permit **MI0023647**
Outfall **003**

Start Day	Start Time	End Day	End Time
5/2/2019	7:00:00 PM	5/4/2019	6:00:00 AM

Rain(in.) = 1.3
Waterbody: Clinton River

RTB (MG)
5.67

Cause: Combined storm water and wastewater partially treated by chlorination disinfection. We received 5.21 inches of rain over the previous 21 days.
EGLE Action: SVN Issued.

MG = million gallons
RTB discharges are as a result of wet weather. Dry weather RTB discharges are classified as SSOs.

MICHIGAN DEPARTMENT OF ENVIRONMENT, GREAT LAKES, AND ENERGY

Retention Treatment Basin Detail Report
January 1 - December 31, 2019

Mt Clemens WWTP

Submission ID. **HNP-SAS7-E70P3**
Permit **MI0023647**
Outfall **003**

Start Day	Start Time	End Day	End Time
5/7/2019	8:00:00 AM	5/11/2019	6:00:00 AM

Rain(in.) = 1.11
Waterbody: Clinton River

RTB (MG)
13.67

Cause: Combined storm water and wastewater partially treated by chlorination disinfection. We received 1.11 inches of rain to a nearly full basin.
EGLE Action: SVN Issued.

Totals Mt Clemens WWTP

RTB (MG)
19.34

A Second Violation Notice SVN-00844 was sent on 5/14/2019 to address this discharge

County Totals Macomb

RTB (MG)
440.44

MG = million gallons
RTB discharges are as a result of wet weather. Dry weather RTB discharges are classified as SSOs.

MICHIGAN DEPARTMENT OF ENVIRONMENT, GREAT LAKES, AND ENERGY

Retention Treatment Basin Detail Report
January 1 - December 31, 2019

Oakland

Birmingham CSO RTB

Birmingham CSO RTB

Submission ID. **HNK-6PCZ-Z4DYM**
Permit **MI0025534**
Outfall **101**

Start Day	Start Time	End Day	End Time
5/1/2019	5:40:00 AM	5/3/2019	3:30:00 AM

Rain(in.) = 1.11
Waterbody: Rouge River

RTB (MG)
7.73

Cause: A permitted treated discharge resulting from rainfall. The water released from our facility has received treatment includingsettling, fine screening, disinfection and removal of floatables.

EGLE Action: Long Term Control Plan

Totals Birmingham CSO RTB

RTB (MG)
7.73

Long-term Control Program complete; Permittee has successfully demonstrated that the Birmingham CSO RTB effectively provides adequate treatment of combined sewage discharges and complies with Water Quality Standards at times of discharge (i.e., meets in-stream dissolved oxygen standard, eliminates raw sewage, protects public health, satisfies the biosurvey requirement, and satisfies the TRC requirement without the need for dechlorination equipment). The goal of the approved TRC Minimization Program is operation of the CSO RTB in a manner which will provide consistent, effective disinfection while minimizing the discharge of TRC.

MG = million gallons
RTB discharges are as a result of wet weather. Dry weather RTB discharges are classified as SSOs.

MICHIGAN DEPARTMENT OF ENVIRONMENT, GREAT LAKES, AND ENERGY

Retention Treatment Basin Detail Report
January 1 - December 31, 2019

Bloomfield Village CSO RTB

Bloomfield Village CSO RTB

Submission ID. **HNK-6PAK-VG961**
Permit **MI0048046**
Outfall **102**

Start Day	Start Time	End Day	End Time
5/1/2019	6:10:00 AM	5/2/2019	5:45:00 AM

Rain(in.) = 1.11
Waterbody: Rouge River

RTB (MG)
4.26

Cause: A permitted treated discharge resulting from rainfall. The water released from our facility has received treatment includingsettling, fine screening, disinfection and removal of floatables.

EGLE Action: Long Term Control Plan

Totals Bloomfield Village CSO RTB

RTB (MG)
4.26

Long-term Control Program complete; retention/treatment basin (RTB) construction complete and facility is "on-line"; no remaining untreated overflow outfalls; RTB has been shown to provide treatment that meets criteria for elimination of raw sewage & protection of public health, protection of dissolved oxygen standard, protection of physical characteristic standard, and no significant impact on downstream biological communities. The permit required "Total Residual Chlorine Mixing Zone/Plume Definition Study" has been submitted and is currently under review by the Department. The report evaluates whether or not the Total Residual Chlorine (TRC) discharges from the RTB cause violations of Water Quality Standards.

MG = million gallons
RTB discharges are as a result of wet weather. Dry weather RTB discharges are classified as SSOs.

MICHIGAN DEPARTMENT OF ENVIRONMENT, GREAT LAKES, AND ENERGY

Retention Treatment Basin Detail Report
January 1 - December 31, 2019

George W Kuhn Dr Dist CSO RTB

George W Kuhn Dr Dist CSO RTB

Submission ID. **HNM-Q9AY-7HJ1R**
Permit **MI0026115**
Outfall **001**

Start Day	Start Time	End Day	End Time
3/10/2019	1:00:00 AM	3/10/2019	5:25:00 AM

Rain(in.) = 0.72
Waterbody: Red Run Drain

RTB (MG)
12.56

Cause: A permitted treated discharge has occurred due to rainfall and snow-melt.

EGLE Action: Long Term Control Plan

George W Kuhn Dr Dist CSO RTB

Submission ID. **HNN-6X3W-PMJFV**
Permit **MI0026115**
Outfall **001**

Start Day	Start Time	End Day	End Time
3/30/2019	11:10:00 AM	3/31/2019	2:55:00 AM

Rain(in.) = 1.45
Waterbody: Red Run Drain

RTB (MG)
54.99

Cause: A Permitted Treated Discharge has occurred resulting from rainfall and surcharged sewer levels. To minimize the amount of pollutants discharged, floatables and solids are removed, and all flow is fine-screened, settled and disinfected.

EGLE Action: Long Term Control Plan

MG = million gallons

RTB discharges are as a result of wet weather. Dry weather RTB discharges are classified as SSOs.

MICHIGAN DEPARTMENT OF ENVIRONMENT, GREAT LAKES, AND ENERGY

Retention Treatment Basin Detail Report
January 1 - December 31, 2019

George W Kuhn Dr Dist CSO RTB

Submission ID. **HNN-QGBR-KN3WH**
Permit **MI0026115**
Outfall **001**

Start Day	Start Time	End Day	End Time
4/20/2019	4:40:00 PM	4/20/2019	10:50:00 PM

Rain(in.) = 0.73
Waterbody: Red Run Drain

RTB (MG)
20.89

Cause: A Permitted Treated Discharge (PTD) has occurred resulting from rainfall and surcharged sewer levels. To minimize the amount of pollutants discharged, floatables and solids are removed, and all flow is fine-screened, settled and disinfected.

EGLE Action: Long Term Control Plan

George W Kuhn Dr Dist CSO RTB

Submission ID. **HNP-7972-53CT2**
Permit **MI0026115**
Outfall **001**

Start Day	Start Time	End Day	End Time
4/26/2019	4:50:00 AM	4/26/2019	7:25:00 PM

Rain(in.) = 1.18
Waterbody: Red Run Drain

RTB (MG)
91.89

Cause: A Permitted Treated Discharge (PTD) has occurred resulting from rainfall and surcharged sewer levels. To minimize the amount of pollutants discharged, floatables and solids are removed, and all flow is fine-screened, settled and disinfected.

EGLE Action: Long Term Control Plan

MG = million gallons
RTB discharges are as a result of wet weather. Dry weather RTB discharges are classified as SSOs.

MICHIGAN DEPARTMENT OF ENVIRONMENT, GREAT LAKES, AND ENERGY

Retention Treatment Basin Detail Report
January 1 - December 31, 2019

George W Kuhn Dr Dist CSO RTB

Submission ID. **HNP-CQ7T-SDJ87**
Permit **MI0026115**
Outfall **001**

Start Day	Start Time	End Day	End Time
5/1/2019	1:50:00 AM	5/1/2019	11:30:00 PM

Rain(in.) = 1.33
Waterbody: Red Run Drain

RTB (MG)

202.36

Cause: A Permitted Treated Discharge (PTD) has occurred resulting from rainfall and surcharged sewer levels. To minimize the amount of pollutants discharged, floatables and solids are removed, and all flow is fine-screened, settled and disinfected.

EGLE Action: Long Term Control Plan

George W Kuhn Dr Dist CSO RTB

Submission ID. **HNP-EE10-59S3R**
Permit **MI0026115**
Outfall **001**

Start Day	Start Time	End Day	End Time
7/6/2019	9:03:00 PM	7/6/2019	10:03:00 PM

Rain(in.) = 0.39
Waterbody: Red Run Drain

RTB (MG)

0.88

Cause: A Permitted Treated Discharge (PTD) has occurred resulting from rainfall and surcharged sewer levels. To minimize the amount of pollutants discharged, floatables and solids are removed, and all flow is fine-screened, settled and disinfected.

EGLE Action: Long Term Control Plan

MG = million gallons

RTB discharges are as a result of wet weather. Dry weather RTB discharges are classified as SSOs.

MICHIGAN DEPARTMENT OF ENVIRONMENT, GREAT LAKES, AND ENERGY

Retention Treatment Basin Detail Report
January 1 - December 31, 2019

George W Kuhn Dr Dist CSO RTB

Submission ID. **HNR-3NKP-AQ5DN**
Permit **MI0026115**
Outfall **001**

Start Day	Start Time	End Day	End Time
9/11/2019	11:28:00 PM	9/12/2019	3:05:00 AM

Rain(in.) = 2.2
Waterbody: Red Run Drain

RTB (MG)
45.31

Cause: A Permitted Treated Discharge (PTD) has occurred resulting from rainfall and surcharged sewer levels. To minimize the amount of pollutants discharged, floatables and solids are removed, and all flow is fine-screened, settled and disinfected.

EGLE Action: Long Term Control Plan

George W Kuhn Dr Dist CSO RTB

Submission ID. **HNS-RBEM-NBVZC**
Permit **MI0026115**
Outfall **001**

Start Day	Start Time	End Day	End Time
10/26/2019	11:14:00 PM	10/27/2019	2:32:00 AM

Rain(in.) = 1.36
Waterbody: Red Run Drain

RTB (MG)
29.60

Cause: A Permitted Treated Discharge (PTD) has occurred resulting from rainfall and surcharged sewer levels. To minimize the amount of pollutants discharged, floatables and solids are removed, and all flow is fine-screened, settled and disinfected.

EGLE Action: Long Term Control Plan

MG = million gallons
RTB discharges are as a result of wet weather. Dry weather RTB discharges are classified as SSOs.

MICHIGAN DEPARTMENT OF ENVIRONMENT, GREAT LAKES, AND ENERGY

Retention Treatment Basin Detail Report
January 1 - December 31, 2019

George W Kuhn Dr Dist CSO RTB

Submission ID. **HNT-Y46C-6B1WT**
Permit **MI0026115**
Outfall **001**

Start Day	Start Time	End Day	End Time
10/31/2019	2:50:00 PM	10/31/2019	11:20:00 PM

Rain(in.) = 0.95
Waterbody: Red Run Drain

RTB (MG)
26.08

Cause: A Permitted Treated Discharge (PTD) has occurred resulting from rainfall and surcharged sewer levels. To minimize the amount of pollutants, floatables and solids are removed, and all flow is screened, settled and disinfected.

EGLE Action: Long Term Control Plan

George W Kuhn Dr Dist CSO RTB

Submission ID. **HNT-YYM2-SZ72W**
Permit **MI0026115**
Outfall **001**

Start Day	Start Time	End Day	End Time
12/30/2019	7:56:00 AM	12/30/2019	12:05:00 PM

Rain(in.) = 1.26
Waterbody: Red Run Drain

RTB (MG)
11.50

Cause: A PTD (Permitted Treat Discharge) has occurred resulting from rainfall and surcharged sewer levels. To minimize the amount of pollutants, all floatables and solids are removed and all flow is screened, settled and disinfected.

EGLE Action: Long Term Control Plan

Totals George W Kuhn Dr Dist CSO RTB

RTB (MG)
496.06

Long-term Control Program has been completed; permit & program required construction project to upgrade the George W. Kuhn (formerly "12 Towns") Retention Treatment Facility to assure facility provides adequate treatment of discharges; upgrades included capacity/volume increase and disinfection improvements; construction of facility upgrades was completed on Dec. 22, 2005; presumptive basin; there are no "uncontrolled" (i.e., untreated) CSO outfalls associated with this permittee/program.

MG = million gallons
RTB discharges are as a result of wet weather. Dry weather RTB discharges are classified as SSOs.

MICHIGAN DEPARTMENT OF ENVIRONMENT, GREAT LAKES, AND ENERGY

Retention Treatment Basin Detail Report
January 1 - December 31, 2019

Oakland Co-Acacia Park CSO RTB

Oakland Co-Acacia Park CSO RTB

Submission ID. **HNK-6P4S-S0SY8**
Permit **MI0037427**
Outfall **103**

Start Day	Start Time	End Day	End Time
4/26/2019	5:48:00 AM	4/27/2019	4:30:00 AM

Rain(in.) = 1.37
Waterbody: Rouge River

RTB (MG)

4.65

Cause: A permitted treated discharge resulting from rainfall. The water released from our facility has received treatment includingsettling, fine screening, disinfection and removal of floatables.

EGLE Action: Long Term Control Plan

Oakland Co-Acacia Park CSO RTB

Submission ID. **HNP-CT17-8NT8J**
Permit **MI0037427**
Outfall **103**

Start Day	Start Time	End Day	End Time
5/1/2019	3:30:00 AM	5/1/2019	7:50:00 PM

Rain(in.) = 1.11
Waterbody: Rouge River

RTB (MG)

6.49

Cause: A permitted treated discharge resulting from rainfall. The water released from our facility has received treatment includingsettling, fine screening, disinfection and removal of floatables.

EGLE Action: Long Term Control Plan

MG = million gallons

RTB discharges are as a result of wet weather. Dry weather RTB discharges are classified as SSOs.

MICHIGAN DEPARTMENT OF ENVIRONMENT, GREAT LAKES, AND ENERGY

Retention Treatment Basin Detail Report
January 1 - December 31, 2019

Oakland Co-Acacia Park CSO RTB

Submission ID. **HNP-EE6W-HC4B5**
Permit **MI0037427**
Outfall **103**

Start Day	Start Time	End Day	End Time
5/19/2019	5:50:00 PM	5/20/2019	1:45:00 AM

Rain(in.) = 1.28
Waterbody: Rouge River

RTB (MG)
1.46

Cause: A Permitted Treated Discharge (PTD) has occurred resulting from rainfall and surcharged sewer levels. To minimize the amount of pollutants discharged, floatables and solids are removed, and all flow is fine-screened, settled and disinfected.

EGLE Action: Long Term Control Plan

Oakland Co-Acacia Park CSO RTB

Submission ID. **HNP-YNS5-8MEB9**
Permit **MI0037427**
Outfall **103**

Start Day	Start Time	End Day	End Time
6/13/2019	5:30:00 AM	6/13/2019	11:08:00 PM

Rain(in.) = 1.57
Waterbody: Rouge River

RTB (MG)
3.74

Cause: A Permitted Treated Discharge (PTD) has occurred resulting from rainfall and surcharged sewer levels. To minimize the amount of pollutants discharged, floatables and solids are removed, and all flow is fine-screened, settled and disinfected.

EGLE Action: Long Term Control Plan

Totals Oakland Co-Acacia Park CSO RTB

RTB (MG)
16.34

Long-term Control Program complete; Permittee has successfully demonstrated that the Acacia Park CSO RTB effectively provides adequate treatment of combined sewage discharges and complies with Water Quality Standards at times of discharge (i.e., meets in-stream dissolved oxygen standard, eliminates raw sewage, protects public health, satisfies the biosurvey requirement, and satisfies the TRC requirement without the need for dechlorination equipment). The goal of the approved TRC Minimization Program is operation of the CSO RTB in a manner which will provide consistent, effective disinfection while minimizing the discharge of TRC.

MG = million gallons
RTB discharges are as a result of wet weather. Dry weather RTB discharges are classified as SSOs.

MICHIGAN DEPARTMENT OF ENVIRONMENT, GREAT LAKES, AND ENERGY

Retention Treatment Basin Detail Report
January 1 - December 31, 2019

County Totals | Oakland

RTB (MG)
524.39

MG = million gallons

RTB discharges are as a result of wet weather. Dry weather RTB discharges are classified as SSOs.

MICHIGAN DEPARTMENT OF ENVIRONMENT, GREAT LAKES, AND ENERGY

Retention Treatment Basin Detail Report
January 1 - December 31, 2019

Saginaw

Saginaw Township WWTP

Saginaw Township WWTP

Submission ID. **HNM-D64R-1VZG7**
Permit **MI0023973**
Outfall **003**

Start Day	Start Time	End Day	End Time
2/4/2019	1:45:00 PM	2/6/2019	8:00:00 AM

Waterbody: Tittabawasee River

RTB (MG)

6.36

Cause: discharge from retention basin melting snow and rain

EGLE Action: Long Term Control Plan

Saginaw Township WWTP

Submission ID. **HNM-W14Q-788R4**
Permit **MI0023973**
Outfall **003**

Start Day	Start Time	End Day	End Time
2/24/2019	9:00:00 AM	2/25/2019	11:00:00 AM

Rain(in.) = 0.49

Waterbody: Tittabawasee River

RTB (MG)

5.29

Cause: meting snow and rain

EGLE Action: Long Term Control Plan

MG = million gallons

RTB discharges are as a result of wet weather. Dry weather RTB discharges are classified as SSOs.

MICHIGAN DEPARTMENT OF ENVIRONMENT, GREAT LAKES, AND ENERGY

Retention Treatment Basin Detail Report
January 1 - December 31, 2019

Saginaw Township WWTP

Submission ID. **HNN-66N8-14AV3**
Permit **MI0023973**
Outfall **003**

Start Day	Start Time	End Day	End Time
3/9/2019	2:30:00 PM	3/10/2019	11:30:00 PM

Rain(in.) = 0.43
Waterbody: Tittabawasee River

RTB (MG)
1.85

Cause: rain and melting snow
EGLE Action: Long Term Control Plan

Saginaw Township WWTP

Submission ID. **HNN-BN5C-P8TK0**
Permit **MI0023973**
Outfall **003**

Start Day	Start Time	End Day	End Time
3/13/2019	4:40:00 PM	3/16/2019	8:00:00 AM

Rain(in.) = 0.41
Waterbody: Tittabawasee River

RTB (MG)
27.00

Cause: rain and melting snow
EGLE Action: Long Term Control Plan

Saginaw Township WWTP

Submission ID. **HNP-7WJG-R497T**
Permit **MI0023973**
Outfall **003**

Start Day	Start Time	End Day	End Time
4/17/2019	7:30:00 PM	4/21/2019	8:00:00 AM

Rain(in.) = 2.09
Waterbody: Tittabawasee River

RTB (MG)
17.17

Cause: discharge from center road retention basin due to rain
EGLE Action: Long Term Control Plan

MG = million gallons
RTB discharges are as a result of wet weather. Dry weather RTB discharges are classified as SSOs.

MICHIGAN DEPARTMENT OF ENVIRONMENT, GREAT LAKES, AND ENERGY

Retention Treatment Basin Detail Report
January 1 - December 31, 2019

Saginaw Township WWTP

Submission ID. **HNP-KVR4-8G3WH**
Permit **MI0023973**
Outfall **003**

Start Day	Start Time	End Day	End Time
5/1/2019	11:00:00 AM	5/5/2019	12:00:00 AM

Rain(in.) = 1.62
Waterbody: Tittabawasee River

RTB (MG)
14.62

Cause: discharge from center road retention basin due to rain
EGLE Action: Long Term Control Plan

Saginaw Township WWTP

Submission ID. **HNQ-517A-6W6B2**
Permit **MI0023973**
Outfall **003**

Start Day	Start Time	End Day	End Time
5/25/2019	5:00:00 AM	5/28/2019	9:00:00 PM

Rain(in.) = 2.07
Waterbody: Tittabawasee River

RTB (MG)
25.33

Cause: discharge from center road retention basin due to rain
EGLE Action: Long Term Control Plan

Saginaw Township WWTP

Submission ID. **HNQ-AHA8-J95WR**
Permit **MI0023973**
Outfall **003**

Start Day	Start Time	End Day	End Time
6/1/2019	3:00:00 PM	6/5/2019	2:00:00 PM

Rain(in.) = 1.55
Waterbody: Tittabawasee River

RTB (MG)
10.53

Cause: discharge from center road retention basin due to rain
EGLE Action: Long Term Control Plan

MG = million gallons
RTB discharges are as a result of wet weather. Dry weather RTB discharges are classified as SSOs.

MICHIGAN DEPARTMENT OF ENVIRONMENT, GREAT LAKES, AND ENERGY

Retention Treatment Basin Detail Report
January 1 - December 31, 2019

Saginaw Township WWTP

Submission ID. **HNQ-K38Z-A2B3T**
Permit **MI0023973**
Outfall **003**

Start Day	Start Time	End Day	End Time
6/10/2019	6:30:00 AM	6/16/2019	7:30:00 AM

Rain(in.) = 2.73
Waterbody: Tittabawasee River

RTB (MG)
44.43

Cause: discharge from center road retention basin due to rain
EGLE Action: Long Term Control Plan

Saginaw Township WWTP

Submission ID. **HNQ-T80R-DVY9Q**
Permit **MI0023973**
Outfall **003**

Start Day	Start Time	End Day	End Time
6/20/2019	3:00:00 AM	6/24/2019	11:00:00 AM

Rain(in.) = 2.17
Waterbody: Tittabawasee River

RTB (MG)
25.01

Cause: discharge from center road retention basin due to rain
EGLE Action: Long Term Control Plan

Saginaw Township WWTP

Submission ID. **HNT-0ZFN-3J5MN**
Permit **MI0023973**
Outfall **003**

Start Day	Start Time	End Day	End Time
9/23/2019	12:15:00 AM	9/23/2019	3:00:00 AM

Rain(in.) = 2.05
Waterbody: Tittabawasee River

RTB (MG)
3.29

Cause: discharge from center road retention basin due to rain
EGLE Action: Long Term Control Plan

MG = million gallons
RTB discharges are as a result of wet weather. Dry weather RTB discharges are classified as SSOs.

MICHIGAN DEPARTMENT OF ENVIRONMENT, GREAT LAKES, AND ENERGY

Retention Treatment Basin Detail Report
January 1 - December 31, 2019

Saginaw Township WWTP

Submission ID. **HNT-B3ZS-TMAGP**
Permit **MI0023973**
Outfall **003**

Start Day	Start Time	End Day	End Time
10/1/2019	2:00:00 PM	10/5/2019	2:00:00 PM

Rain(in.) = 3.34
Waterbody: Tittabawasee River

RTB (MG)
49.74

Cause: Discharge from Center Road Retention Basin due to rain
EGLE Action: Long Term Control Plan

Saginaw Township WWTP

Submission ID. **HNT-VTM2-G501P**
Permit **MI0023973**
Outfall **003**

Start Day	Start Time	End Day	End Time
10/27/2019	4:30:00 AM	10/28/2019	11:45:00 AM

Rain(in.) = 1.39
Waterbody: Tittabawasee River

RTB (MG)
6.80

Cause: discharge from center road retention basin due to rain
EGLE Action: Long Term Control Plan

Saginaw Township WWTP

Submission ID. **HNV-2R2J-494VW**
Permit **MI0023973**
Outfall **003**

Start Day	Start Time	End Day	End Time
10/31/2019	9:00:00 AM	11/4/2019	8:00:00 PM

Rain(in.) = 1.4
Waterbody: Tittabawasee River

RTB (MG)
25.31

Cause: discharge from center road retention basin due to rain
EGLE Action: Long Term Control Plan

MG = million gallons
RTB discharges are as a result of wet weather. Dry weather RTB discharges are classified as SSOs.

MICHIGAN DEPARTMENT OF ENVIRONMENT, GREAT LAKES, AND ENERGY

Retention Treatment Basin Detail Report
January 1 - December 31, 2019

Saginaw Township WWTP

Submission ID. **HNV-SPRE-D6P9K**
Permit **MI0023973**
Outfall **003**

Start Day	Start Time	End Day	End Time
11/27/2019	8:00:00 AM	12/4/2019	4:00:00 PM

Rain(in.) = 1.71
Waterbody: Tittabawasee River

RTB (MG)
30.07

Cause: discharge from center road retention basin
EGLE Action: Long Term Control Plan

Saginaw Township WWTP

Submission ID. **HNW-GCWN-F7TS4**
Permit **MI0023973**
Outfall **003**

Start Day	Start Time	End Day	End Time
12/30/2019	6:00:00 AM	1/2/2020	2:00:00 PM

Rain(in.) = 1.7
Waterbody: Tittabawasee River

RTB (MG)
24.04

Cause: discharge from center road retention basin due to rain
EGLE Action: Long Term Control Plan

Totals Saginaw Township WWTP

RTB (MG)
316.81

Long-term Control Program complete; existing retention/treatment basin provides adequate treatment to meet Water Quality Standards at times of discharge.

MG = million gallons
RTB discharges are as a result of wet weather. Dry weather RTB discharges are classified as SSOs.

MICHIGAN DEPARTMENT OF ENVIRONMENT, GREAT LAKES, AND ENERGY

Retention Treatment Basin Detail Report
January 1 - December 31, 2019

Saginaw WWTP

Saginaw WWTP

Submission ID. **HNM-AM66-0MD63**
Permit **MI0025577**
Outfall **R03**

Start Day	Start Time	End Day	End Time
2/4/2019	2:22:00 AM	2/4/2019	11:33:00 PM

Rain(in.) = 0.12
Waterbody: Saginaw River

RTB (MG)
21.59

Cause: Snow Melt

EGLE Action: Long Term Control Plan

Saginaw WWTP

Submission ID. **HNM-T7YA-04YVT**
Permit **MI0025577**
Outfall **R03**

Start Day	Start Time	End Day	End Time
2/24/2019	4:56:00 AM	2/24/2019	9:04:00 PM

Rain(in.) = 0.62
Waterbody: Saginaw River

RTB (MG)
29.31

Cause: Treated discharge at Weiss St. RTB, began at 0456 due to rain and snow melt. Treatment includes removal of solids, skimming of floating materials and grease, and disinfection with Chlorine.

EGLE Action: Long Term Control Plan

MG = million gallons

RTB discharges are as a result of wet weather. Dry weather RTB discharges are classified as SSOs.

MICHIGAN DEPARTMENT OF ENVIRONMENT, GREAT LAKES, AND ENERGY

Retention Treatment Basin Detail Report
January 1 - December 31, 2019

Saginaw WWTP

Submission ID. **HNM-T7YA-04YVT**
Permit **MI0025577**
Outfall **R07**

Start Day	Start Time	End Day	End Time
2/24/2019	6:35:00 AM	2/24/2019	6:04:00 PM

Rain(in.) = 0.62
Waterbody: Saginaw River

RTB (MG)
7.86

Cause: rain and snow melt led to treated discharge at 14th Street RTB. Treatment includes removal of solids, skimming of floating materials and grease, and disinfection with Chlorine.

EGLE Action: Long Term Control Plan

Saginaw WWTP

Submission ID. **HNN-5B19-NJT1W**
Permit **MI0025577**
Outfall **R03**

Start Day	Start Time	End Day	End Time
3/10/2019	8:55:00 AM	3/10/2019	5:05:00 PM

Rain(in.) = 0.52
Waterbody: Saginaw River

RTB (MG)
8.97

Cause: .52 inches of rainfall combined with melting snow.

EGLE Action: Long Term Control Plan

Saginaw WWTP

Submission ID. **HNN-8ZZ0-A1WNX**
Permit **MI0025577**
Outfall **R03**

Start Day	Start Time	End Day	End Time
3/15/2019	12:29:00 AM	3/15/2019	5:11:00 AM

Rain(in.) = 0.46
Waterbody: Saginaw River

RTB (MG)
5.13

Cause: Weiss RTB discharge occurred due to rain and snow melt.

EGLE Action: Long Term Control Plan

MG = million gallons
RTB discharges are as a result of wet weather. Dry weather RTB discharges are classified as SSOs.

MICHIGAN DEPARTMENT OF ENVIRONMENT, GREAT LAKES, AND ENERGY

Retention Treatment Basin Detail Report
January 1 - December 31, 2019

Saginaw WWTP

Submission ID. **HNP-4CKS-GZ8JA**
Permit **MI0025577**
Outfall **R03**

Start Day	Start Time	End Day	End Time
4/18/2019	9:04:00 PM	4/19/2019	11:16:00 PM

Rain(in.) = 0.61
Waterbody: Saginaw River

RTB (MG)
13.10

Cause: RTB discharge due to rain which overwhelmed sewer storage and WWTP capacity. RTB discharged waters receive physical treatment, floating and settleable solids are removed, and chemical treatment, in which waters are disinfected with chlorine.

EGLE Action: Long Term Control Plan

Saginaw WWTP

Submission ID. **HNP-E9M8-674FH**
Permit **MI0025577**
Outfall **R03**

Start Day	Start Time	End Day	End Time
5/1/2019	11:43:00 AM	5/1/2019	3:47:00 PM

Rain(in.) = 1.22
Waterbody: Saginaw River

RTB (MG)
12.00

Cause: Received 1.22" of rain in approximately 16 hour period.

EGLE Action: Long Term Control Plan

Saginaw WWTP

Submission ID. **HNQ-0Z3C-9YKHW**
Permit **MI0025577**
Outfall **R06**

Start Day	Start Time	End Day	End Time
5/25/2019	4:30:00 AM	5/25/2019	2:56:00 PM

Rain(in.) = 2.56
Waterbody: Saginaw River

RTB (MG)
42.45

Cause: 1.51 inches of rain in less than a four hour time span. Discharged water had scum, trash, and heavy solids removed and then were chemically treated with chlorine prior to discharge to Saginaw River.

EGLE Action: Long Term Control Plan

MG = million gallons
RTB discharges are as a result of wet weather. Dry weather RTB discharges are classified as SSOs.

MICHIGAN DEPARTMENT OF ENVIRONMENT, GREAT LAKES, AND ENERGY

Retention Treatment Basin Detail Report
January 1 - December 31, 2019

Saginaw WWTP

Submission ID. **HNQ-0Z3C-9YKHW**
Permit **MI0025577**
Outfall **R37**

Start Day	Start Time	End Day	End Time
5/25/2019	4:57:00 AM	5/25/2019	11:45:00 AM

Rain(in.) = 2.5
Waterbody: Saginaw River

RTB (MG)

16.51

Cause: 1.51 inches of rain in less than a four hour time span. Discharged water had scum, trash, and heavy solids removed and then were chemically treated with chlorine prior to discharge to Saginaw River.

EGLE Action: Long Term Control Plan

Saginaw WWTP

Submission ID. **HNQ-0Z3C-9YKHW**
Permit **MI0025577**
Outfall **R05**

Start Day	Start Time	End Day	End Time
5/25/2019	5:04:00 AM	5/25/2019	10:03:00 AM

Rain(in.) = 2.5
Waterbody: Saginaw River

RTB (MG)

4.87

Cause: 1.51 inches of rain in less than a four hour time span. Discharged water had scum, trash, and heavy solids removed and then were chemically treated with chlorine prior to discharge to Saginaw River.

EGLE Action: Long Term Control Plan

MG = million gallons
RTB discharges are as a result of wet weather. Dry weather RTB discharges are classified as SSOs.

MICHIGAN DEPARTMENT OF ENVIRONMENT, GREAT LAKES, AND ENERGY

Retention Treatment Basin Detail Report
January 1 - December 31, 2019

Saginaw WWTP

Submission ID. **HNQ-0Z3C-9YKHW**
Permit **MI0025577**
Outfall **R03**

Start Day	Start Time	End Day	End Time
5/25/2019	5:09:00 AM	5/26/2019	10:45:00 AM

Rain(in.) = 1.75
Waterbody: Saginaw River

RTB (MG)

54.33

Cause: 1.51 inches of rain in less than a four hour time span. Discharged water had scum, trash, and heavy solids removed and then were chemically treated with chlorine prior to discharge to Saginaw River.

EGLE Action: Long Term Control Plan

Saginaw WWTP

Submission ID. **HNQ-0Z3C-9YKHW**
Permit **MI0025577**
Outfall **R04**

Start Day	Start Time	End Day	End Time
5/25/2019	5:12:00 AM	5/25/2019	11:47:00 AM

Rain(in.) = 2.05
Waterbody: Saginaw River

RTB (MG)

10.57

Cause: 1.51 inches of rain in less than a four hour time span. Discharged water had scum, trash, and heavy solids removed and then were chemically treated with chlorine prior to discharge to Saginaw River.

EGLE Action: Long Term Control Plan

MG = million gallons

RTB discharges are as a result of wet weather. Dry weather RTB discharges are classified as SSOs.

MICHIGAN DEPARTMENT OF ENVIRONMENT, GREAT LAKES, AND ENERGY

Retention Treatment Basin Detail Report
January 1 - December 31, 2019

Saginaw WWTP

Submission ID. **HNQ-0Z3C-9YKHW**
Permit **MI0025577**
Outfall **R11**

Start Day	Start Time	End Day	End Time
5/25/2019	5:18:00 AM	5/25/2019	7:48:00 AM

Rain(in.) = 2.07
Waterbody: Saginaw River

RTB (MG)

1.62

Cause: 1.51 inches of rain in less than a four hour time span. Discharged water had scum, trash, and heavy solids removed and then were chemically treated with chlorine prior to discharge to Saginaw River.

EGLE Action: Long Term Control Plan

Saginaw WWTP

Submission ID. **HNQ-0Z3C-9YKHW**
Permit **MI0025577**
Outfall **R07**

Start Day	Start Time	End Day	End Time
5/25/2019	5:35:00 AM	5/25/2019	11:21:00 AM

Rain(in.) = 1.72
Waterbody: Saginaw River

RTB (MG)

24.39

Cause: 1.51 inches of rain in less than a four hour time span. Discharged water had scum, trash, and heavy solids removed and then were chemically treated with chlorine prior to discharge to Saginaw River.

EGLE Action: Long Term Control Plan

Saginaw WWTP

Submission ID. **HNQ-DNGY-FEZ1K**
Permit **MI0025577**
Outfall **R03**

Start Day	Start Time	End Day	End Time
6/10/2019	6:57:00 AM	6/11/2019	11:17:00 AM

Rain(in.) = 1.61
Waterbody: Saginaw River

RTB (MG)

55.99

Cause: 0.33 inches of rain on 6/9 followed by 1.62 inches of rain so far on 6/10. All water discharged receives primary treatment and disinfection.

EGLE Action: Long Term Control Plan

MG = million gallons

RTB discharges are as a result of wet weather. Dry weather RTB discharges are classified as SSOs.

MICHIGAN DEPARTMENT OF ENVIRONMENT, GREAT LAKES, AND ENERGY

Retention Treatment Basin Detail Report
January 1 - December 31, 2019

Saginaw WWTP

Submission ID. **HNQ-DNGY-FEZ1K**
Permit **MI0025577**
Outfall **R37**

Start Day	Start Time	End Day	End Time
6/10/2019	7:10:00 AM	6/10/2019	1:06:00 PM

Rain(in.) = 1.71
Waterbody: Saginaw River

RTB (MG)

11.04

Cause: 0.33 inches of rain on 6/9 followed by 1.62 inches of rain so far on 6/10. All water discharged receives primary treatment and disinfection.

EGLE Action: Long Term Control Plan

Saginaw WWTP

Submission ID. **HNQ-DNGY-FEZ1K**
Permit **MI0025577**
Outfall **R05**

Start Day	Start Time	End Day	End Time
6/10/2019	7:42:00 AM	6/10/2019	11:01:00 AM

Rain(in.) = 1.71
Waterbody: Saginaw River

RTB (MG)

2.24

Cause: 0.33 inches of rain on 6/9 followed by 1.62 inches of rain so far on 6/10. All water discharged receives primary treatment and disinfection.

EGLE Action: Long Term Control Plan

Saginaw WWTP

Submission ID. **HNQ-DNGY-FEZ1K**
Permit **MI0025577**
Outfall **R04**

Start Day	Start Time	End Day	End Time
6/10/2019	7:48:00 AM	6/10/2019	2:57:00 PM

Rain(in.) = 1.41
Waterbody: Saginaw River

RTB (MG)

14.46

Cause: 0.33 inches of rain on 6/9 followed by 1.62 inches of rain so far on 6/10. All water discharged receives primary treatment and disinfection.

EGLE Action: Long Term Control Plan

MG = million gallons

RTB discharges are as a result of wet weather. Dry weather RTB discharges are classified as SSOs.

MICHIGAN DEPARTMENT OF ENVIRONMENT, GREAT LAKES, AND ENERGY

Retention Treatment Basin Detail Report
January 1 - December 31, 2019

Saginaw WWTP

Submission ID. **HNQ-DNGY-FEZ1K**
Permit **MI0025577**
Outfall **R07**

Start Day	Start Time	End Day	End Time
6/10/2019	8:27:00 AM	6/10/2019	10:00:00 AM

Rain(in.) = 1.63
Waterbody: Saginaw River

RTB (MG)

14.77

Cause: 0.33 inches of rain on 6/9 followed by 1.62 inches of rain so far on 6/10. All water discharged receives primary treatment and disinfection.

EGLE Action: Long Term Control Plan

Saginaw WWTP

Submission ID. **HNQ-DNGY-FEZ1K**
Permit **MI0025577**
Outfall **R06**

Start Day	Start Time	End Day	End Time
6/10/2019	8:57:00 AM	6/10/2019	2:37:00 PM

Rain(in.) = 1.97
Waterbody: Saginaw River

RTB (MG)

4.34

Cause: 0.33 inches of rain on 6/9 followed by 1.62 inches of rain so far on 6/10. All water discharged receives primary treatment and disinfection.

EGLE Action: Long Term Control Plan

Saginaw WWTP

Submission ID. **HNQ-DNGY-FEZ1K**
Permit **MI0025577**
Outfall **R11**

Start Day	Start Time	End Day	End Time
6/10/2019	10:07:00 AM	6/10/2019	11:41:00 AM

Rain(in.) = 2
Waterbody: Saginaw River

RTB (MG)

0.75

Cause: 0.33 inches of rain on 6/9 followed by 1.62 inches of rain so far on 6/10. All water discharged receives primary treatment and disinfection.

EGLE Action: Long Term Control Plan

MG = million gallons

RTB discharges are as a result of wet weather. Dry weather RTB discharges are classified as SSOs.

MICHIGAN DEPARTMENT OF ENVIRONMENT, GREAT LAKES, AND ENERGY

Retention Treatment Basin Detail Report
January 1 - December 31, 2019

Saginaw WWTP

Submission ID. **HNQ-NGT7-NDYA0**
Permit **MI0025577**
Outfall **R03**

Start Day	Start Time	End Day	End Time
6/20/2019	6:25:00 AM	6/21/2019	8:07:00 AM

Rain(in.) = 1.27
Waterbody: Saginaw River

RTB (MG)
37.32

Cause: Partially treated wastewater discharge due to excessive rain amounts. Received over an inch of rain in less than 12 hours. Discharged wastewater had floatable and settleable solids removed and was disinfected with chlorine.

EGLE Action: Long Term Control Plan

Saginaw WWTP

Submission ID. **HNQ-NGT7-NDYA0**
Permit **MI0025577**
Outfall **R37**

Start Day	Start Time	End Day	End Time
6/20/2019	6:57:00 AM	6/20/2019	3:10:00 PM

Rain(in.) = 1.68
Waterbody: Saginaw River

RTB (MG)
4.11

Cause: Partially treated wastewater discharge due to excessive rain amounts. Received over an inch of rain in less than 12 hours. Discharged wastewater had floatable and settleable solids removed and was disinfected with chlorine.

EGLE Action: Long Term Control Plan

MG = million gallons
RTB discharges are as a result of wet weather. Dry weather RTB discharges are classified as SSOs.

MICHIGAN DEPARTMENT OF ENVIRONMENT, GREAT LAKES, AND ENERGY

Retention Treatment Basin Detail Report
January 1 - December 31, 2019

Saginaw WWTP

Submission ID. **HNQ-NGT7-NDYA0**
Permit **MI0025577**
Outfall **R07**

Start Day	Start Time	End Day	End Time
6/20/2019	8:12:00 AM	6/20/2019	5:26:00 PM

Rain(in.) = 1.19
Waterbody: Saginaw River

RTB (MG)
8.32

Cause: Partially treated wastewater discharge due to excessive rain amounts. Received over an inch of rain in less than 12 hours. Discharged wastewater had floatable and settleable solids removed and was disinfected with chlorine.

EGLE Action: Long Term Control Plan

Saginaw WWTP

Submission ID. **HNQ-NGT7-NDYA0**
Permit **MI0025577**
Outfall **R04**

Start Day	Start Time	End Day	End Time
6/20/2019	11:13:00 AM	6/20/2019	5:40:00 PM

Rain(in.) = 1.18
Waterbody: Saginaw River

RTB (MG)
2.31

Cause: Partially treated wastewater discharge due to excessive rain amounts. Received over an inch of rain in less than 12 hours. Discharged wastewater had floatable and settleable solids removed and was disinfected with chlorine.

EGLE Action: Long Term Control Plan

MG = million gallons
RTB discharges are as a result of wet weather. Dry weather RTB discharges are classified as SSOs.

MICHIGAN DEPARTMENT OF ENVIRONMENT, GREAT LAKES, AND ENERGY

Retention Treatment Basin Detail Report
January 1 - December 31, 2019

Saginaw WWTP

Submission ID. **HNS-ZXK2-QSM68**
Permit **MI0025577**
Outfall **R37**

Start Day	Start Time	End Day	End Time
9/23/2019	12:30:00 AM	9/23/2019	2:50:00 AM

Rain(in.) = 1.83
Waterbody: Saginaw River

RTB (MG)

3.08

Cause: rains in excess of 1.5 inches overwhelmed sewer system, filled RTB, which resulted in a discharge to river. Discharged water had settleable and floatable materials removed prior to disinfection with chlorine.

EGLE Action: Long Term Control Plan

Saginaw WWTP

Submission ID. **HNS-ZXK2-QSM68**
Permit **MI0025577**
Outfall **R03**

Start Day	Start Time	End Day	End Time
9/23/2019	1:00:00 AM	9/23/2019	4:26:00 AM

Rain(in.) = 1.44
Waterbody: Saginaw River

RTB (MG)

7.28

Cause: rains in excess of 1.5 inches overwhelmed sewer system, filled RTB, which resulted in a discharge to river. Discharged water had settleable and floatable materials removed prior to disinfection with chlorine.

EGLE Action: Long Term Control Plan

MG = million gallons

RTB discharges are as a result of wet weather. Dry weather RTB discharges are classified as SSOs.

MICHIGAN DEPARTMENT OF ENVIRONMENT, GREAT LAKES, AND ENERGY

Retention Treatment Basin Detail Report
January 1 - December 31, 2019

Saginaw WWTP

Submission ID. **HNS-ZXK2-QSM68**
Permit **MI0025577**
Outfall **R07**

Start Day	Start Time	End Day	End Time
9/23/2019	1:15:00 AM	9/23/2019	3:33:00 AM

Rain(in.) = 1.68
Waterbody: Saginaw River

RTB (MG)
2.40

Cause: rains in excess of 1.5 inches overwhelmed sewer system, filled RTB, which resulted in a discharge to river. Discharged water had settleable and floatable materials removed prior to disinfection with chlorine.

EGLE Action: Long Term Control Plan

Saginaw WWTP

Submission ID. **HNS-ZXK2-QSM68**
Permit **MI0025577**
Outfall **R06**

Start Day	Start Time	End Day	End Time
9/23/2019	2:06:00 AM	9/23/2019	2:44:00 AM

Rain(in.) = 1.75
Waterbody: Saginaw River

RTB (MG)
0.23

Cause: rains in excess of 1.5 inches overwhelmed sewer system, filled RTB, which resulted in a discharge to river. Discharged water had settleable and floatable materials removed prior to disinfection with chlorine.

EGLE Action: Long Term Control Plan

MG = million gallons
RTB discharges are as a result of wet weather. Dry weather RTB discharges are classified as SSOs.

MICHIGAN DEPARTMENT OF ENVIRONMENT, GREAT LAKES, AND ENERGY

Retention Treatment Basin Detail Report
January 1 - December 31, 2019

Saginaw WWTP

Submission ID. **HNT-3VM3-Q0015**
Permit **MI0025577**
Outfall **R03**

Start Day	Start Time	End Day	End Time
9/28/2019	12:45:00 AM	9/28/2019	4:54:00 AM

Rain(in.) = 1.44
Waterbody: Saginaw River

RTB (MG)
18.73

Cause: rainfall totals in excess of 1.5 inches resulted in discharge from RTB's. Water discharged from RTB's received physical treatment (settleable and floatable solids removed), and disinfection with chlorine.

EGLE Action: Long Term Control Plan

Saginaw WWTP

Submission ID. **HNT-3VM3-Q0015**
Permit **MI0025577**
Outfall **R07**

Start Day	Start Time	End Day	End Time
9/28/2019	1:30:00 AM	9/28/2019	4:30:00 AM

Rain(in.) = 1.53
Waterbody: Saginaw River

RTB (MG)
4.17

Cause: rainfall totals in excess of 1.5 inches resulted in discharge from RTB's. Water discharged from RTB's received physical treatment (settleable and floatable solids removed), and disinfection with chlorine.

EGLE Action: Long Term Control Plan

MG = million gallons
RTB discharges are as a result of wet weather. Dry weather RTB discharges are classified as SSOs.

MICHIGAN DEPARTMENT OF ENVIRONMENT, GREAT LAKES, AND ENERGY

Retention Treatment Basin Detail Report
January 1 - December 31, 2019

Saginaw WWTP

Submission ID. **HNT-6MHH-8VEEF**
Permit **MI0025577**
Outfall **R06**

Start Day	Start Time	End Day	End Time
10/1/2019	2:35:00 PM	10/2/2019	11:56:00 AM

Rain(in.) = 3.05
Waterbody: Saginaw River

RTB (MG)

17.68

Cause: Received an inch of rain in an intense downpour which overwhelmed sewer hydraulics and led to RTB overflow. Discharged waters had floatable and settleable solids removed and were disinfected with chlorine prior to discharge.

EGLE Action: Long Term Control Plan

Saginaw WWTP

Submission ID. **HNT-6MHH-8VEEF**
Permit **MI0025577**
Outfall **R07**

Start Day	Start Time	End Day	End Time
10/2/2019	12:09:00 AM	10/3/2019	9:55:00 AM

Rain(in.) = 2.76
Waterbody: Saginaw River

RTB (MG)

33.33

Cause: Received over an inch of rain which overwhelmed sewer hydraulics and led to RTB overflow. Discharged waters had floatable and settleable solids removed and were disinfected with chlorine prior to discharge.

EGLE Action: Long Term Control Plan

MG = million gallons

RTB discharges are as a result of wet weather. Dry weather RTB discharges are classified as SSOs.

MICHIGAN DEPARTMENT OF ENVIRONMENT, GREAT LAKES, AND ENERGY

Retention Treatment Basin Detail Report
January 1 - December 31, 2019

Saginaw WWTP

Submission ID. **HNT-6MHH-8VEEF**
Permit **MI0025577**
Outfall **R04**

Start Day	Start Time	End Day	End Time
10/2/2019	12:10:00 AM	10/3/2019	7:33:00 AM

Rain(in.) = 2.57
Waterbody: Saginaw River

RTB (MG)

38.86

Cause: Received over an inch of rain which overwhelmed sewer hydraulics and led to RTB overflow. Discharged waters had floatable and settleable solids removed and were disinfected with chlorine prior to discharge.

EGLE Action: Long Term Control Plan

Saginaw WWTP

Submission ID. **HNT-6MHH-8VEEF**
Permit **MI0025577**
Outfall **R03**

Start Day	Start Time	End Day	End Time
10/2/2019	12:14:00 AM	10/3/2019	2:31:00 PM

Rain(in.) = 2.85
Waterbody: Saginaw River

RTB (MG)

108.53

Cause: Received over an inch of rain which overwhelmed sewer hydraulics and led to RTB overflow. Discharged waters had floatable and settleable solids removed and were disinfected with chlorine prior to discharge.

EGLE Action: Long Term Control Plan

MG = million gallons

RTB discharges are as a result of wet weather. Dry weather RTB discharges are classified as SSOs.

MICHIGAN DEPARTMENT OF ENVIRONMENT, GREAT LAKES, AND ENERGY

Retention Treatment Basin Detail Report
January 1 - December 31, 2019

Saginaw WWTP

Submission ID. **HNT-6MHH-8VEEF**
Permit **MI0025577**
Outfall **R05**

Start Day	Start Time	End Day	End Time
10/2/2019	12:16:00 AM	10/3/2019	5:45:00 AM

Rain(in.) = 3.05
Waterbody: Saginaw River

RTB (MG)

5.10

Cause: Received over an inch of rain which overwhelmed sewer hydraulics and led to RTB overflow. Discharged waters had floatable and settleable solids removed and were disinfected with chlorine prior to discharge.

EGLE Action: Long Term Control Plan

Saginaw WWTP

Submission ID. **HNT-6MHH-8VEEF**
Permit **MI0025577**
Outfall **R11**

Start Day	Start Time	End Day	End Time
10/2/2019	12:33:00 AM	10/2/2019	12:15:00 PM

Rain(in.) = 2.93
Waterbody: Saginaw River

RTB (MG)

3.39

Cause: Received over an inch of rain which overwhelmed sewer hydraulics and led to RTB overflow. Discharged waters had floatable and settleable solids removed and were disinfected with chlorine prior to discharge.

EGLE Action: Long Term Control Plan

MG = million gallons

RTB discharges are as a result of wet weather. Dry weather RTB discharges are classified as SSOs.

MICHIGAN DEPARTMENT OF ENVIRONMENT, GREAT LAKES, AND ENERGY

Retention Treatment Basin Detail Report
January 1 - December 31, 2019

Saginaw WWTP

Submission ID. **HNT-6MHH-8VEEF**
Permit **MI0025577**
Outfall **R37**

Start Day	Start Time	End Day	End Time
10/3/2019	12:15:00 AM	10/3/2019	8:18:00 AM

Rain(in.) = 3.05
Waterbody: Saginaw River

RTB (MG)
22.87

Cause: Received over an inch of rain which overwhelmed sewer hydraulics and led to RTB overflow. Discharged waters had floatable and settleable solids removed and were disinfected with chlorine prior to discharge.

EGLE Action: Long Term Control Plan

Saginaw WWTP

Submission ID. **HNT-TMWN-82Y2T**
Permit **MI0025577**
Outfall **R03**

Start Day	Start Time	End Day	End Time
10/27/2019	12:06:00 AM	10/27/2019	2:35:00 PM

Rain(in.) = 1.43
Waterbody: Saginaw River

RTB (MG)
34.68

Cause: Treated RTB discharge due to over an inch of rainfall. Discharged waters had floatable and settleable solids removed and were disinfected with chlorine prior to discharge.

EGLE Action: Long Term Control Plan

MG = million gallons
RTB discharges are as a result of wet weather. Dry weather RTB discharges are classified as SSOs.

MICHIGAN DEPARTMENT OF ENVIRONMENT, GREAT LAKES, AND ENERGY

Retention Treatment Basin Detail Report
January 1 - December 31, 2019

Saginaw WWTP

Submission ID. **HNT-TMWN-82Y2T**
Permit **MI0025577**
Outfall **R07**

Start Day	Start Time	End Day	End Time
10/27/2019	12:48:00 AM	10/27/2019	9:08:00 AM

Rain(in.) = 1.16
Waterbody: Saginaw River

RTB (MG)

5.54

Cause: Treated RTB discharge due to over an inch of rainfall. Discharged waters had floatable and settleable solids removed and were disinfected with chlorine prior to discharge.

EGLE Action: Long Term Control Plan

Saginaw WWTP

Submission ID. **HNT-YC42-X6SGC**
Permit **MI0025577**
Outfall **R03**

Start Day	Start Time	End Day	End Time
10/31/2019	4:43:00 PM	11/1/2019	1:54:00 PM

Rain(in.) = 1.69
Waterbody: Saginaw River

RTB (MG)

38.98

Cause: Treated RTB discharge due to over an inch of rainfall. Discharged waters had floatable and settleable solids removed and were disinfected with chlorine prior to discharge.

EGLE Action: Long Term Control Plan

MG = million gallons

RTB discharges are as a result of wet weather. Dry weather RTB discharges are classified as SSOs.

MICHIGAN DEPARTMENT OF ENVIRONMENT, GREAT LAKES, AND ENERGY

Retention Treatment Basin Detail Report
January 1 - December 31, 2019

Saginaw WWTP

Submission ID. **HNT-YC42-X6SGC**
Permit **MI0025577**
Outfall **R07**

Start Day	Start Time	End Day	End Time
10/31/2019	6:29:00 PM	11/1/2019	4:30:00 AM

Rain(in.) = 1.69
Waterbody: Saginaw River

RTB (MG)
6.57

Cause: Treated RTB discharge due to over an inch of rainfall. Discharged waters had floatable and settleable solids removed and were disinfected with chlorine prior to discharge.

EGLE Action: Long Term Control Plan

Saginaw WWTP

Submission ID. **HNT-YC42-X6SGC**
Permit **MI0025577**
Outfall **R06**

Start Day	Start Time	End Day	End Time
10/31/2019	10:02:00 PM	10/31/2019	10:40:00 PM

Rain(in.) = 1.69
Waterbody: Saginaw River

RTB (MG)
0.16

Cause: Treated RTB discharge due to over an inch of rainfall. Discharged waters had floatable and settleable solids removed and were disinfected with chlorine prior to discharge.

EGLE Action: Long Term Control Plan

Saginaw WWTP

Submission ID. **HNV-K8NB-K2K0S**
Permit **MI0025577**
Outfall **R03**

Start Day	Start Time	End Day	End Time
11/27/2019	7:39:00 AM	11/27/2019	11:14:00 PM

Rain(in.) = 1.24
Waterbody: Saginaw River

RTB (MG)
22.54

Cause: WWTP received 1.24" of rain in the last 10 hours.

EGLE Action: Long Term Control Plan

MG = million gallons
RTB discharges are as a result of wet weather. Dry weather RTB discharges are classified as SSOs.

MICHIGAN DEPARTMENT OF ENVIRONMENT, GREAT LAKES, AND ENERGY

Retention Treatment Basin Detail Report
January 1 - December 31, 2019

Saginaw WWTP

Submission ID. **HNV-K8NB-K2K0S**
Permit **MI0025577**
Outfall **04**

Start Day	Start Time	End Day	End Time
11/27/2019	8:08:00 AM	11/27/2019	5:15:00 PM

Rain(in.) = 1.24
Waterbody: Saginaw River

RTB (MG)
5.26

Cause: WWTP has received 1.24" of rain in the last 10 hours.
EGLE Action: Long Term Control Plan

Saginaw WWTP

Submission ID. **HNW-D6CG-E618H**
Permit **MI0025577**
Outfall **R03**

Start Day	Start Time	End Day	End Time
12/30/2019	6:18:00 AM	12/30/2019	11:24:00 PM

Rain(in.) = 1.93
Waterbody: Saginaw River

RTB (MG)
47.24

Cause: Nearly 2" of rain in the last 30hrs.
EGLE Action: Long Term Control Plan

Saginaw WWTP

Submission ID. **HNW-D6CG-E618H**
Permit **MI0025577**
Outfall **R37**

Start Day	Start Time	End Day	End Time
12/30/2019	7:48:00 AM	12/30/2019	6:32:00 PM

Rain(in.) = 1.93
Waterbody: Saginaw River

RTB (MG)
2.56

Cause: Nearly 2" of rain in the last 30hrs.
EGLE Action: Long Term Control Plan

MG = million gallons
RTB discharges are as a result of wet weather. Dry weather RTB discharges are classified as SSOs.

MICHIGAN DEPARTMENT OF ENVIRONMENT, GREAT LAKES, AND ENERGY

Retention Treatment Basin Detail Report
January 1 - December 31, 2019

Saginaw WWTP

Submission ID. **HNW-D6CG-E618H**
Permit **MI0025577**
Outfall **R07**

Start Day	Start Time	End Day	End Time
12/30/2019	8:37:00 AM	12/30/2019	4:53:00 PM

Rain(in.) = 1.93
Waterbody: Saginaw River

RTB (MG)
10.38

Cause: Nearly 2" of rain in the last 30hrs.
EGLE Action: Long Term Control Plan

Saginaw WWTP

Submission ID. **HNW-D6CG-E618H**
Permit **MI0025577**
Outfall **R06**

Start Day	Start Time	End Day	End Time
12/30/2019	8:40:00 AM	12/30/2019	1:41:00 PM

Rain(in.) = 1.93
Waterbody: Saginaw River

RTB (MG)
1.90

Cause: Nearly 2" of rain in the last 30hrs.
EGLE Action: Long Term Control Plan

Saginaw WWTP

Submission ID. **HNW-D6CG-E618H**
Permit **MI0025577**
Outfall **04**

Start Day	Start Time	End Day	End Time
12/30/2019	9:53:00 AM	12/30/2019	9:27:00 PM

Rain(in.) = 1.93
Waterbody: Saginaw River

RTB (MG)
4.58

Cause: Nearly 2" of rain in the last 30hrs.
EGLE Action: Long Term Control Plan

MG = million gallons
RTB discharges are as a result of wet weather. Dry weather RTB discharges are classified as SSOs.

MICHIGAN DEPARTMENT OF ENVIRONMENT, GREAT LAKES, AND ENERGY

Retention Treatment Basin Detail Report
January 1 - December 31, 2019

Totals **Saginaw WWTP**

RTB (MG)
854.39

The permittee has implemented a Long-term Control Program to provide for treatment of all combined sewage discharges from the City of Saginaw's Retention Treatment Basins (RTB's). The data provided by the City indicated that two of the 7 RTB's (Weiss Street and 14th Street RTBs) are sized to meet the State's presumptive definition, and thus provide adequate treatment to meet water quality standards at times of discharge.

County Totals **Saginaw**

RTB (MG)
1171.20

MG = million gallons

RTB discharges are as a result of wet weather. Dry weather RTB discharges are classified as SSOs.

MICHIGAN DEPARTMENT OF ENVIRONMENT, GREAT LAKES, AND ENERGY

Retention Treatment Basin Detail Report
January 1 - December 31, 2019

Wayne

Dearborn CSO

Dearborn CSO

Submission ID. **HNM-1GN7-AWQPR**
Permit **MI0025542**
Outfall **117**

Start Day	Start Time	End Day	End Time
1/23/2019	5:00:00 PM	1/23/2019	7:45:00 PM

Rain(in.) = 1.14
Waterbody: Rouge River

RTB (MG)
2.39

Cause: RTB facility screens and treats combined sewer system. Due to high volumes of rain, the facility discharged to the river.
EGLE Action: Long Term Control Plan

Dearborn CSO

Submission ID. **HNN-6BYZ-VJ80A**
Permit **MI0025542**
Outfall **117**

Start Day	Start Time	End Day	End Time
3/9/2019	10:45:00 PM	3/10/2019	3:12:00 AM

Rain(in.) = 0.7
Waterbody: Rouge River

RTB (MG)
6.13

Cause: rain volume in combined sewer exceeded capture shaft containment volume, thus causing us to flow to the river.
EGLE Action: Long Term Control Plan

MG = million gallons
RTB discharges are as a result of wet weather. Dry weather RTB discharges are classified as SSOs.

MICHIGAN DEPARTMENT OF ENVIRONMENT, GREAT LAKES, AND ENERGY

Retention Treatment Basin Detail Report
January 1 - December 31, 2019

Dearborn CSO

Submission ID. **HNN-N5DV-AEV3N**
Permit **MI0025542**
Outfall **117**

Start Day	Start Time	End Day	End Time
3/30/2019	10:30:00 AM	3/30/2019	2:15:00 PM

Rain(in.) = 1.71
Waterbody: Rouge River

RTB (MG)

4.06

Cause: rain volumes were more that the CSO could hold until event had ended.

EGLE Action: Long Term Control Plan

Dearborn CSO

Submission ID. **HNP-5QQA-HJWX5**
Permit **MI0025542**
Outfall **117**

Start Day	Start Time	End Day	End Time
4/20/2019	2:00:00 PM	4/20/2019	7:55:00 PM

Rain(in.) = 0.82
Waterbody: Rouge River

RTB (MG)

11.60

Cause: RTB facility screens and treats combined sewer system. Due to high volumes of rain, the facility discharged to the river.

EGLE Action: Long Term Control Plan

Dearborn CSO

Submission ID. **HNP-A7K4-K2V0V**
Permit **MI0025542**
Outfall **117**

Start Day	Start Time	End Day	End Time
4/26/2019	6:00:00 AM	4/27/2019	10:40:00 AM

Rain(in.) = 1.11
Waterbody: River Rouge

RTB (MG)

4.78

Cause: RTB facility screens and treats combined sewer system. Due to high volumes of rain, the facility discharged to river.

EGLE Action: Long Term Control Plan

MG = million gallons

RTB discharges are as a result of wet weather. Dry weather RTB discharges are classified as SSOs.

MICHIGAN DEPARTMENT OF ENVIRONMENT, GREAT LAKES, AND ENERGY

Retention Treatment Basin Detail Report
January 1 - December 31, 2019

Dearborn CSO

Submission ID. **HNP-DY83-WKZTE**
Permit **MI0025542**
Outfall **117**

Start Day	Start Time	End Day	End Time
5/1/2019	12:35:00 AM	5/1/2019	6:15:00 PM

Rain(in.) = 3.99
Waterbody: Rouge River

RTB (MG)
112.93

Cause: rain fall exceeded storage capacity of combined sewer system and RTB facility, causing discharge to the river.
EGLE Action: Long Term Control Plan

Dearborn CSO

Submission ID. **HNP-DYXW-BF14W**
Permit **MI0025542**
Outfall **106**

Start Day	Start Time	End Day	End Time
5/1/2019	1:20:00 AM	5/3/2019	2:00:00 PM

Rain(in.) = 3.45
Waterbody: Rouge River

RTB (MG)
21.22

Cause: rain fall exceeded capacity of combined sewer and RTB facility causing discharge to river.
EGLE Action: Long Term Control Plan

Dearborn CSO

Submission ID. **HNP-E1EM-6PPFG**
Permit **MI0025542**
Outfall **108**

Start Day	Start Time	End Day	End Time
5/1/2019	2:55:00 AM	5/1/2019	4:30:00 PM

Rain(in.) = 2.27
Waterbody: Rouge River

RTB (MG)
7.28

Cause: rain fall exceeded capacity of the combined sewer and CSO facility causing the discharge to the river.
EGLE Action: Long Term Control Plan

MG = million gallons
RTB discharges are as a result of wet weather. Dry weather RTB discharges are classified as SSOs.

MICHIGAN DEPARTMENT OF ENVIRONMENT, GREAT LAKES, AND ENERGY

Retention Treatment Basin Detail Report
January 1 - December 31, 2019

Dearborn CSO

Submission ID. **HNR-2EG3-NR1KF**
Permit **MI0025542**
Outfall **117**

Start Day	Start Time	End Day	End Time
7/6/2019	2:25:00 PM	7/6/2019	9:00:00 PM

Rain(in.) = 1.86
Waterbody: Rouge River

RTB (MG)
14.71

Cause: RTB facility screens and treats combined sewer system. Due to high volumes of rain, the facility discharged to the river.
EGLE Action: Long Term Control Plan

Dearborn CSO

Submission ID. **HNR-9J6E-DZ556**
Permit **MI0025542**
Outfall **117**

Start Day	Start Time	End Day	End Time
7/15/2019	8:35:00 PM	7/16/2019	10:50:00 PM

Rain(in.) = 2.51
Waterbody: River Rouge

RTB (MG)
19.16

Cause: RTB facility screens and treats combined sewer system. Due to high volumes of rain, the facility discharged to river.
EGLE Action: Long Term Control Plan

Dearborn CSO

Submission ID. **HNS-Q68X-F1TPA**
Permit **MI0025542**
Outfall **117**

Start Day	Start Time	End Day	End Time
9/11/2019	9:50:00 PM	9/12/2019	3:55:00 AM

Rain(in.) = 1.63
Waterbody: Rouge River

RTB (MG)
10.10

Cause: Screened, disinfected, and treated diluted sewerage per permit from a RTB facility discharged into the Rouge river.
EGLE Action: Long Term Control Plan

MG = million gallons
RTB discharges are as a result of wet weather. Dry weather RTB discharges are classified as SSOs.

MICHIGAN DEPARTMENT OF ENVIRONMENT, GREAT LAKES, AND ENERGY

Retention Treatment Basin Detail Report
January 1 - December 31, 2019

Dearborn CSO

Submission ID. **HNS-RKDC-0F9KF**
Permit **MI0025542**
Outfall **117**

Start Day	Start Time	End Day	End Time
9/13/2019	5:50:00 PM	9/13/2019	7:05:00 PM

Rain(in.) = 1.06
Waterbody: Rouge River

RTB (MG)
2.26

Cause: Storm caused RTB facility to exceed its holding capacity. RTB discharged into the Rouge River per permit. Discharge was screened and disinfected.
EGLE Action: Long Term Control Plan

Dearborn CSO

Submission ID. **HNT-TJM5-TX33D**
Permit
Outfall **117**

Start Day	Start Time	End Day	End Time
10/26/2019	10:00:00 PM	10/27/2019	3:15:00 AM

Rain(in.) = 1.44
Waterbody: Rouge River

RTB (MG)
12.44

Cause: Wet weather
EGLE Action: Long Term Control Plan

Dearborn CSO

Submission ID. **HNT-Y7FM-3XTEP**
Permit **MI0025542**
Outfall **117**

Start Day	Start Time	End Day	End Time
10/31/2019	2:45:00 PM	10/31/2019	4:30:00 PM

Rain(in.) = 1.25
Waterbody: Rouge River

RTB (MG)
0.69

Cause: RTB facilities screens and treats combined sewer system. Due to high volumes of rain, the facility discharged to the Rouge River.
EGLE Action: Long Term Control Plan

MG = million gallons
RTB discharges are as a result of wet weather. Dry weather RTB discharges are classified as SSOs.

MICHIGAN DEPARTMENT OF ENVIRONMENT, GREAT LAKES, AND ENERGY

Retention Treatment Basin Detail Report
January 1 - December 31, 2019

Dearborn CSO

Submission ID. **HNW-D4FN-XN834**
Permit **MI0025542**
Outfall **117**

Start Day	Start Time	End Day	End Time
12/30/2019	7:00:00 AM	12/30/2019	10:20:00 AM

Rain(in.) = 1.47
Waterbody: Rouge River

RTB (MG)
3.05

Cause: rain fall volume exceeded RTB storage capacity causing RTB to discharge to the Rouge River. Discharged combined sanitary sewer was treated with chlorine and screened to remove debris.

EGLE Action: Long Term Control Plan

Totals Dearborn CSO

RTB (MG)
232.80

Long-term Control Program being implemented; the Department reissued a permit that recognizes a modified LTCP. The permittee submitted a revised basis of design report in late 2009 followed by a financial capability assessment. The City requested a modified LTCP (and NPDES permit), to extend the construction schedule due to economic hardship. The modified LTCP will 1) correct existing construction issues with some shafts by using sewer separation and/or reconfigured use of shafts, and 2) revise some of the additional shaft projects to sewer separation projects. The Department approved the City's request and issued a schedule in the modified permit requiring elimination of all overflow outfalls by December 31, 2025; several outfalls and the associated overflows have already been eliminated.

MG = million gallons
RTB discharges are as a result of wet weather. Dry weather RTB discharges are classified as SSOs.

MICHIGAN DEPARTMENT OF ENVIRONMENT, GREAT LAKES, AND ENERGY

Retention Treatment Basin Detail Report
January 1 - December 31, 2019

GLWA WRRF

GLWA WRRF

Submission ID. **HNK-FC7C-PY9SB**
Permit **PDES MI002280**
Outfall **109**

Start Day	Start Time	End Day	End Time
1/1/2019	7:45:00 AM	1/2/2019	9:30:00 AM

Rain(in.) = 0.94
Waterbody: Rouge River

RTB (MG)
6.80

Cause: rain
EGLE Action: Long Term Control Plan

GLWA WRRF

Submission ID. **HNM-1ABR-XAZDY**
Permit
Outfall **049**

Start Day	Start Time	End Day	End Time
1/23/2019	9:45:00 AM	1/25/2019	5:45:00 PM

Rain(in.) = 0.73
Waterbody: Detroit River

RTB (MG)
409.80

Cause: rain and snow melt
EGLE Action: Long Term Control Plan

GLWA WRRF

Submission ID. **HNM-1ABR-XAZDY**
Permit
Outfall **107**

Start Day	Start Time	End Day	End Time
1/23/2019	3:30:00 PM	1/24/2019	6:35:00 AM

Rain(in.) = 0.73
Waterbody: Detroit River

RTB (MG)
17.40

Cause: rain and snow melt
EGLE Action: Long Term Control Plan

MG = million gallons
RTB discharges are as a result of wet weather. Dry weather RTB discharges are classified as SSOs.

MICHIGAN DEPARTMENT OF ENVIRONMENT, GREAT LAKES, AND ENERGY

Retention Treatment Basin Detail Report
January 1 - December 31, 2019

GLWA WRRF

Submission ID. **HNM-1ABR-XAZDY**
Permit
Outfall **101**

Start Day	Start Time	End Day	End Time
1/23/2019	4:00:00 PM	1/24/2019	1:10:00 AM

Rain(in.) = 0.73
Waterbody: Rouge River

RTB (MG)
46.60

Cause: rain
EGLE Action: Long Term Control Plan

GLWA WRRF

Submission ID. **HNM-1ABR-XAZDY**
Permit
Outfall **109**

Start Day	Start Time	End Day	End Time
1/23/2019	4:15:00 PM	1/24/2019	10:40:00 AM

Rain(in.) = 0.73
Waterbody: Detroit River

RTB (MG)
2.30

Cause: rain and snow melt
EGLE Action: Long Term Control Plan

GLWA WRRF

Submission ID. **HNM-1ABR-XAZDY**
Permit
Outfall **104**

Start Day	Start Time	End Day	End Time
1/23/2019	5:00:00 PM	1/24/2019	2:10:00 AM

Rain(in.) = 0.73
Waterbody: Detroit River

RTB (MG)
88.10

Cause: rain and snow melt
EGLE Action: Long Term Control Plan

MG = million gallons
RTB discharges are as a result of wet weather. Dry weather RTB discharges are classified as SSOs.

MICHIGAN DEPARTMENT OF ENVIRONMENT, GREAT LAKES, AND ENERGY

Retention Treatment Basin Detail Report
January 1 - December 31, 2019

GLWA WRRF

Submission ID. **HNM-AKZ0-H7BQQ**
Permit
Outfall **049**

Start Day	Start Time	End Day	End Time
2/3/2019	5:21:00 PM	2/8/2019	10:15:00 PM

Rain(in.) = 0.71
Waterbody: Detroit River

RTB (MG)
2250.20

Cause: Snowmelt causing DRO discharge
EGLE Action: Long Term Control Plan

GLWA WRRF

Submission ID. **HNM-AKZ0-H7BQQ**
Permit
Outfall **109**

Start Day	Start Time	End Day	End Time
2/4/2019	8:15:00 PM	2/5/2019	7:00:00 AM

Rain(in.) = 0.71
Waterbody: Rouge River

RTB (MG)
1.20

Cause: Snowmelt causing DRO discharge
EGLE Action: Long Term Control Plan

GLWA WRRF

Submission ID. **HNM-H4R4-NHY04**
Permit
Outfall **049**

Start Day	Start Time	End Day	End Time
2/12/2019	11:40:00 AM	2/16/2019	6:30:00 AM

Rain(in.) = 0.64
Waterbody: Detroit River

RTB (MG)
1318.60

Cause: rain and snowmelt.
EGLE Action: Long Term Control Plan

MG = million gallons
RTB discharges are as a result of wet weather. Dry weather RTB discharges are classified as SSOs.

MICHIGAN DEPARTMENT OF ENVIRONMENT, GREAT LAKES, AND ENERGY

Retention Treatment Basin Detail Report
January 1 - December 31, 2019

GLWA WRRF

Submission ID. **HNM-H4R4-NHY04**
Permit
Outfall **109**

Start Day	Start Time	End Day	End Time
2/13/2019	9:00:00 AM	2/14/2019	9:00:00 AM

Rain(in.) = 0.64
Waterbody: River Rouge

RTB (MG)
1.40

Cause: rain and Snow melt
EGLE Action: Long Term Control Plan

GLWA WRRF

Submission ID. **HNM-T89F-CYSHR**
Permit
Outfall **049**

Start Day	Start Time	End Day	End Time
2/24/2019	4:57:00 AM	2/26/2019	6:40:00 AM

Rain(in.) = 0.24
Waterbody: Detroit River

RTB (MG)
791.30

Cause: rain
EGLE Action: Long Term Control Plan

GLWA WRRF

Submission ID. **HNN-51DG-JSY4K**
Permit
Outfall **049**

Start Day	Start Time	End Day	End Time
3/9/2019	10:33:00 PM	3/11/2019	9:10:00 PM

Rain(in.) = 0.65
Waterbody: Detroit River

RTB (MG)
1093.40

Cause: rain
EGLE Action: Long Term Control Plan

MG = million gallons
RTB discharges are as a result of wet weather. Dry weather RTB discharges are classified as SSOs.

MICHIGAN DEPARTMENT OF ENVIRONMENT, GREAT LAKES, AND ENERGY

Retention Treatment Basin Detail Report
January 1 - December 31, 2019

GLWA WRRF

Submission ID. **HNN-51DG-JSY4K**
Permit
Outfall **101**

Start Day	Start Time	End Day	End Time
3/10/2019	12:30:00 AM	3/10/2019	10:15:00 AM

Rain(in.) = 0.65
Waterbody: Rouge River

RTB (MG)
62.80

Cause: rain
EGLE Action: Long Term Control Plan

GLWA WRRF

Submission ID. **HNN-51DG-JSY4K**
Permit
Outfall **107**

Start Day	Start Time	End Day	End Time
3/10/2019	12:30:00 AM	3/10/2019	6:30:00 PM

Rain(in.) = 0.65
Waterbody: Rouge River

RTB (MG)
52.60

Cause: rain
EGLE Action: Long Term Control Plan

GLWA WRRF

Submission ID. **HNN-51DG-JSY4K**
Permit
Outfall **104**

Start Day	Start Time	End Day	End Time
3/10/2019	2:00:00 AM	3/10/2019	9:15:00 PM

Rain(in.) = 0.65
Waterbody: Detroit River

RTB (MG)
109.40

Cause: rain
EGLE Action: Long Term Control Plan

MG = million gallons
RTB discharges are as a result of wet weather. Dry weather RTB discharges are classified as SSOs.

MICHIGAN DEPARTMENT OF ENVIRONMENT, GREAT LAKES, AND ENERGY

Retention Treatment Basin Detail Report
January 1 - December 31, 2019

GLWA WRRF

Submission ID. **HNN-51DG-JSY4K**
Permit
Outfall **109**

Start Day	Start Time	End Day	End Time
3/10/2019	6:00:00 PM	3/11/2019	7:00:00 AM

Rain(in.) = 0.65
Waterbody: Rouge River

RTB (MG)
4.10

Cause: rain
EGLE Action: Long Term Control Plan

GLWA WRRF

Submission ID. **HNN-8VG9-TRAHP**
Permit
Outfall **049**

Start Day	Start Time	End Day	End Time
3/14/2019	6:33:00 PM	3/16/2019	9:42:00 PM

Rain(in.) = 0.36
Waterbody: Detroit River

RTB (MG)
730.00

Cause: rain
EGLE Action: Long Term Control Plan

GLWA WRRF

Submission ID. **HNN-MZRE-DZ6NG**
Permit
Outfall **049**

Start Day	Start Time	End Day	End Time
3/30/2019	6:10:00 AM	4/2/2019	7:25:00 PM

Rain(in.) = 1.34
Waterbody: Detroit River

RTB (MG)
1104.70

Cause: rain
EGLE Action: Long Term Control Plan

MG = million gallons
RTB discharges are as a result of wet weather. Dry weather RTB discharges are classified as SSOs.

MICHIGAN DEPARTMENT OF ENVIRONMENT, GREAT LAKES, AND ENERGY

Retention Treatment Basin Detail Report
January 1 - December 31, 2019

GLWA WRRF

Submission ID. **HNN-MZRE-DZ6NG**
Permit
Outfall **101**

Start Day	Start Time	End Day	End Time
3/30/2019	8:30:00 AM	3/31/2019	6:00:00 AM

Rain(in.) = 1.34
Waterbody: Rouge River

RTB (MG)
120.30

Cause: rain
EGLE Action: Long Term Control Plan

GLWA WRRF

Submission ID. **HNN-MZRE-DZ6NG**
Permit
Outfall **104**

Start Day	Start Time	End Day	End Time
3/30/2019	10:30:00 AM	3/31/2019	10:40:00 PM

Rain(in.) = 1.34
Waterbody: Detroit River

RTB (MG)
220.50

Cause: rain
EGLE Action: Long Term Control Plan

GLWA WRRF

Submission ID. **HNN-MZRE-DZ6NG**
Permit
Outfall **107**

Start Day	Start Time	End Day	End Time
3/30/2019	10:30:00 AM	3/31/2019	9:50:00 PM

Rain(in.) = 1.34
Waterbody: Rouge River

RTB (MG)
188.30

Cause: rain
EGLE Action: Long Term Control Plan

MG = million gallons
RTB discharges are as a result of wet weather. Dry weather RTB discharges are classified as SSOs.

MICHIGAN DEPARTMENT OF ENVIRONMENT, GREAT LAKES, AND ENERGY

Retention Treatment Basin Detail Report
January 1 - December 31, 2019

GLWA WRRF

Submission ID. **HNN-MZRE-DZ6NG**
Permit
Outfall **109**

Start Day	Start Time	End Day	End Time
3/30/2019	7:00:00 PM	3/31/2019	11:15:00 PM

Rain(in.) = 1.34
Waterbody: Rouge River

RTB (MG)
19.80

Cause: rain
EGLE Action: Long Term Control Plan

GLWA WRRF

Submission ID. **HNP-0XWP-HWFYD**
Permit
Outfall **049**

Start Day	Start Time	End Day	End Time
4/14/2019	10:18:00 AM	4/15/2019	5:54:00 AM

Rain(in.) = 0.66
Waterbody: Detroit River

RTB (MG)
169.60

Cause: rain
EGLE Action: Long Term Control Plan

GLWA WRRF

Submission ID. **HNP-4PX8-X9CWB**
Permit
Outfall **049**

Start Day	Start Time	End Day	End Time
4/19/2019	3:55:00 AM	4/24/2019	4:29:00 AM

Rain(in.) = 1.17
Waterbody: Detroit River

RTB (MG)
1370.80

Cause: rain
EGLE Action: Long Term Control Plan

MG = million gallons
RTB discharges are as a result of wet weather. Dry weather RTB discharges are classified as SSOs.

MICHIGAN DEPARTMENT OF ENVIRONMENT, GREAT LAKES, AND ENERGY

Retention Treatment Basin Detail Report
January 1 - December 31, 2019

GLWA WRRF

Submission ID. **HNP-4PX8-X9CWB**
Permit
Outfall **104**

Start Day	Start Time	End Day	End Time
4/20/2019	12:00:00 PM	4/21/2019	5:40:00 AM

Rain(in.) = 1.17
Waterbody: Detroit River

RTB (MG)
253.80

Cause: rain
EGLE Action: Long Term Control Plan

GLWA WRRF

Submission ID. **HNP-4PX8-X9CWB**
Permit
Outfall **106**

Start Day	Start Time	End Day	End Time
4/20/2019	1:30:00 PM	4/20/2019	3:34:00 PM

Rain(in.) = 1.17
Waterbody: Detroit River

RTB (MG)
1.00

Cause: rain
EGLE Action: Long Term Control Plan

GLWA WRRF

Submission ID. **HNP-4PX8-X9CWB**
Permit
Outfall **101**

Start Day	Start Time	End Day	End Time
4/20/2019	3:00:00 PM	4/21/2019	7:30:00 AM

Rain(in.) = 1.17
Waterbody: Rouge River

RTB (MG)
97.00

Cause: rain
EGLE Action: Long Term Control Plan

MG = million gallons
RTB discharges are as a result of wet weather. Dry weather RTB discharges are classified as SSOs.

MICHIGAN DEPARTMENT OF ENVIRONMENT, GREAT LAKES, AND ENERGY

Retention Treatment Basin Detail Report
January 1 - December 31, 2019

GLWA WRRF

Submission ID. **HNP-4PX8-X9CWB**
Permit
Outfall **107**

Start Day	Start Time	End Day	End Time
4/20/2019	3:30:00 PM	4/21/2019	9:30:00 AM

Rain(in.) = 1.17
Waterbody: Rouge River

RTB (MG)
131.30

Cause: rain

EGLE Action: Long Term Control Plan

GLWA WRRF

Submission ID. **HNP-TRAR-1T00N**
Permit
Outfall **107**

Start Day	Start Time	End Day	End Time
4/20/2019	4:15:00 PM	4/20/2019	7:35:00 PM

Rain(in.) = 1.17
Waterbody: Rouge River

RTB (MG)
4.20

Cause: rain. Elevations in the upstream sewer were above 97 feet, at which point there was a risk of basement and street flooding in upstream communities, and it was necessary to open the gate to relieve that high elevation. At the time of the event inflow to the facility was approximately 550 CFS, higher than normal operation.

EGLE Action: Long Term Control Plan

GLWA WRRF

Submission ID. **HNP-4PX8-X9CWB**
Permit
Outfall **109**

Start Day	Start Time	End Day	End Time
4/22/2019	3:10:00 PM	4/22/2019	11:45:00 PM

Rain(in.) = 1.17
Waterbody: Rouge River

RTB (MG)
2.40

Cause: rain

EGLE Action: Long Term Control Plan

MG = million gallons

RTB discharges are as a result of wet weather. Dry weather RTB discharges are classified as SSOs.

MICHIGAN DEPARTMENT OF ENVIRONMENT, GREAT LAKES, AND ENERGY

Retention Treatment Basin Detail Report
January 1 - December 31, 2019

GLWA WRRF

Submission ID. **HNP-A0AQ-VD8AK**
Permit
Outfall **049**

Start Day	Start Time	End Day	End Time
4/25/2019	10:50:00 PM	5/9/2019	9:49:00 PM

Rain(in.) = 5.35
Waterbody: Detroit River

RTB (MG)
4875.30

Cause: rain
EGLE Action: Long Term Control Plan

GLWA WRRF

Submission ID. **HNP-A0AQ-VD8AK**
Permit
Outfall **104**

Start Day	Start Time	End Day	End Time
4/26/2019	3:10:00 AM	5/4/2019	9:35:00 PM

Rain(in.) = 5.35
Waterbody: Rouge River

RTB (MG)
1393.30

Cause: rain
EGLE Action: Long Term Control Plan

GLWA WRRF

Submission ID. **HNP-A0AQ-VD8AK**
Permit
Outfall **106**

Start Day	Start Time	End Day	End Time
4/26/2019	4:45:00 AM	5/1/2019	6:30:00 AM

Rain(in.) = 5.35
Waterbody: Detroit River

RTB (MG)
10.50

Cause: rain
EGLE Action: Long Term Control Plan

MG = million gallons
RTB discharges are as a result of wet weather. Dry weather RTB discharges are classified as SSOs.

MICHIGAN DEPARTMENT OF ENVIRONMENT, GREAT LAKES, AND ENERGY

Retention Treatment Basin Detail Report
January 1 - December 31, 2019

GLWA WRRF

Submission ID. **HNP-A0AQ-VD8AK**
Permit
Outfall **101**

Start Day	Start Time	End Day	End Time
4/26/2019	5:30:00 AM	5/3/2019	4:55:00 PM

Rain(in.) = 5.35
Waterbody: Rouge River

RTB (MG)
893.60

Cause: rain
EGLE Action: Long Term Control Plan

GLWA WRRF

Submission ID. **HNP-A0AQ-VD8AK**
Permit
Outfall **107**

Start Day	Start Time	End Day	End Time
4/26/2019	5:30:00 AM	5/4/2019	8:55:00 PM

Rain(in.) = 5.35
Waterbody: Rouge River

RTB (MG)
1151.20

Cause: rain
EGLE Action: Long Term Control Plan

GLWA WRRF

Submission ID. **HNP-A0AQ-VD8AK**
Permit
Outfall **108**

Start Day	Start Time	End Day	End Time
4/26/2019	7:00:00 AM	5/1/2019	10:50:00 AM

Rain(in.) = 5.35
Waterbody: Detroit River

RTB (MG)
6.00

Cause: rain
EGLE Action: Long Term Control Plan

MG = million gallons
RTB discharges are as a result of wet weather. Dry weather RTB discharges are classified as SSOs.

MICHIGAN DEPARTMENT OF ENVIRONMENT, GREAT LAKES, AND ENERGY

Retention Treatment Basin Detail Report
January 1 - December 31, 2019

GLWA WRRF

Submission ID. **HNP-A0AQ-VD8AK**
Permit
Outfall **109**

Start Day	Start Time	End Day	End Time
4/26/2019	9:30:00 AM	5/5/2019	5:00:00 PM

Rain(in.) = 5.35
Waterbody: Rouge River

RTB (MG)
65.20

Cause: rain
EGLE Action: Long Term Control Plan

GLWA WRRF

Submission ID. **HNP-A0AQ-VD8AK**
Permit
Outfall **102**

Start Day	Start Time	End Day	End Time
4/26/2019	10:15:00 PM	4/28/2019	4:50:00 AM

Rain(in.) = 5.35
Waterbody: Rouge River

RTB (MG)
3.30

Cause: rain
EGLE Action: Long Term Control Plan

GLWA WRRF

Submission ID. **HNP-A0AQ-VD8AK**
Permit
Outfall **050**

Start Day	Start Time	End Day	End Time
4/30/2019	11:05:00 PM	5/1/2019	8:35:00 PM

Rain(in.) = 5.35
Waterbody: Rouge River

RTB (MG)
106.10

Cause: rain
EGLE Action: Long Term Control Plan

MG = million gallons
RTB discharges are as a result of wet weather. Dry weather RTB discharges are classified as SSOs.

MICHIGAN DEPARTMENT OF ENVIRONMENT, GREAT LAKES, AND ENERGY

Retention Treatment Basin Detail Report
January 1 - December 31, 2019

GLWA WRRF

Submission ID. **HNP-A0AQ-VD8AK**
Permit
Outfall **107**

Start Day	Start Time	End Day	End Time
5/1/2019	12:05:00 AM	5/1/2019	6:45:00 AM

Rain(in.) = 5.35
Waterbody: Rouge River

RTB (MG)
72.60

Cause: rain
EGLE Action: Long Term Control Plan

GLWA WRRF

Submission ID. **HNP-A0AQ-VD8AK**
Permit
Outfall **105**

Start Day	Start Time	End Day	End Time
5/1/2019	2:50:00 AM	5/1/2019	9:00:00 PM

Rain(in.) = 5.35
Waterbody: Detroit River

RTB (MG)
127.70

Cause: rain
EGLE Action: Long Term Control Plan

GLWA WRRF

Submission ID. **HNP-QPF6-X4BHG**
Permit
Outfall **049**

Start Day	Start Time	End Day	End Time
5/13/2019	12:20:00 AM	5/13/2019	11:35:00 AM

Rain(in.) = 0.29
Waterbody: Detroit River

RTB (MG)
44.20

Cause: rain
EGLE Action: Long Term Control Plan

MG = million gallons
RTB discharges are as a result of wet weather. Dry weather RTB discharges are classified as SSOs.

MICHIGAN DEPARTMENT OF ENVIRONMENT, GREAT LAKES, AND ENERGY

Retention Treatment Basin Detail Report
January 1 - December 31, 2019

GLWA WRRF

Submission ID. **HNP-VKQW-HGV0V**
Permit
Outfall **049**

Start Day	Start Time	End Day	End Time
5/19/2019	3:55:00 PM	5/21/2019	5:44:00 AM

Rain(in.) = 0.8
Waterbody: Detroit River

RTB (MG)
225.90

Cause: rain
EGLE Action: Long Term Control Plan

GLWA WRRF

Submission ID. **HNQ-6VXS-77A02**
Permit **MI0022802**
Outfall **049**

Start Day	Start Time	End Day	End Time
6/1/2019	10:11:00 PM	6/3/2019	5:13:00 AM

Rain(in.) = 0.64
Waterbody: Detroit River

RTB (MG)
255.60

Cause: rain
EGLE Action: Long Term Control Plan

GLWA WRRF

Submission ID. **HNQ-9PNF-GQ75C**
Permit
Outfall **049**

Start Day	Start Time	End Day	End Time
6/5/2019	5:28:00 PM	6/7/2019	6:39:00 AM

Rain(in.) = 0.17
Waterbody: Detroit River

RTB (MG)
110.60

Cause: rain
EGLE Action: Long Term Control Plan

MG = million gallons
RTB discharges are as a result of wet weather. Dry weather RTB discharges are classified as SSOs.

MICHIGAN DEPARTMENT OF ENVIRONMENT, GREAT LAKES, AND ENERGY

Retention Treatment Basin Detail Report
January 1 - December 31, 2019

GLWA WRRF

Submission ID. **HNQ-DNZ4-06BN5**
Permit
Outfall **049**

Start Day	Start Time	End Day	End Time
6/10/2019	11:34:00 AM	6/10/2019	6:51:00 PM

Rain(in.) = 0.18
Waterbody: Detroit River

RTB (MG)
31.40

Cause: rain
EGLE Action: Long Term Control Plan

GLWA WRRF

Submission ID. **HNQ-FV2P-5WS6A**
Permit **MI0022802**
Outfall **049**

Start Day	Start Time	End Day	End Time
6/13/2019	6:25:00 AM	6/14/2019	10:00:00 AM

Waterbody: Detroit River

RTB (MG)
194.90

Cause: rain
EGLE Action: Long Term Control Plan

GLWA WRRF

Submission ID. **HNQ-JQDF-E68RQ**
Permit
Outfall **049**

Start Day	Start Time	End Day	End Time
6/16/2019	10:12:00 AM	6/17/2019	4:14:00 AM

Rain(in.) = 0.44
Waterbody: Detroit River

RTB (MG)
104.00

Cause: rain
EGLE Action: Long Term Control Plan

MG = million gallons
RTB discharges are as a result of wet weather. Dry weather RTB discharges are classified as SSOs.

MICHIGAN DEPARTMENT OF ENVIRONMENT, GREAT LAKES, AND ENERGY

Retention Treatment Basin Detail Report
January 1 - December 31, 2019

GLWA WRRF

Submission ID. **HNQ-NQRF-WN512**
Permit
Outfall **049**

Start Day	Start Time	End Day	End Time
6/20/2019	3:56:00 PM	6/21/2019	5:05:00 PM

Rain(in.) = 0.51
Waterbody: Detroit River

RTB (MG)
73.40

Cause: rain
EGLE Action: Long Term Control Plan

GLWA WRRF

Submission ID. **HNQ-Z9DQ-DSYS2**
Permit
Outfall **049**

Start Day	Start Time	End Day	End Time
7/2/2019	9:29:00 PM	7/4/2019	2:44:00 AM

Waterbody: Detroit River

RTB (MG)
148.00

Cause: rain
EGLE Action: Long Term Control Plan

GLWA WRRF

Submission ID. **HNR-65QG-A60R8**
Permit **MI0022802**
Outfall **108**

Start Day	Start Time	End Day	End Time
7/4/2019	2:25:00 AM	7/4/2019	2:44:00 AM

Waterbody: Detroit River

RTB (MG)
0.20

Cause: RAIN
EGLE Action: Long Term Control Plan

MG = million gallons
RTB discharges are as a result of wet weather. Dry weather RTB discharges are classified as SSOs.

MICHIGAN DEPARTMENT OF ENVIRONMENT, GREAT LAKES, AND ENERGY

Retention Treatment Basin Detail Report
January 1 - December 31, 2019

GLWA WRRF

Submission ID. **HNR-6XNA-8MENH**
Permit **MI0022802**
Outfall **108**

Start Day	Start Time	End Day	End Time
7/5/2019	8:10:00 PM	7/8/2019	10:25:00 PM

Rain(in.) = 0.42
Waterbody: Detroit River

RTB (MG)
16.50

Cause: rain
EGLE Action: Long Term Control Plan

GLWA WRRF

Submission ID. **HNR-6XNA-8MENH**
Permit **MI0022802**
Outfall **049**

Start Day	Start Time	End Day	End Time
7/5/2019	8:50:00 PM	7/8/2019	7:42:00 PM

Rain(in.) = 0.42
Waterbody: Detroit River

RTB (MG)
507.50

Cause: rain
EGLE Action: Long Term Control Plan

GLWA WRRF

Submission ID. **HNR-6XNA-8MENH**
Permit **MI0022802**
Outfall **101**

Start Day	Start Time	End Day	End Time
7/6/2019	6:00:00 AM	7/7/2019	5:50:00 AM

Rain(in.) = 0.42
Waterbody: Rouge River

RTB (MG)
96.70

Cause: rain
EGLE Action: Long Term Control Plan

MG = million gallons
RTB discharges are as a result of wet weather. Dry weather RTB discharges are classified as SSOs.

MICHIGAN DEPARTMENT OF ENVIRONMENT, GREAT LAKES, AND ENERGY

Retention Treatment Basin Detail Report
January 1 - December 31, 2019

GLWA WRRF

Submission ID. **HNR-6XNA-8MENH**
Permit **MI0022802**
Outfall **106**

Start Day	Start Time	End Day	End Time
7/6/2019	6:30:00 PM	7/6/2019	8:35:00 PM

Rain(in.) = 0.42
Waterbody: Detroit River

RTB (MG)
1.60

Cause: rain
EGLE Action: Long Term Control Plan

GLWA WRRF

Submission ID. **HNR-6XNA-8MENH**
Permit **MI0022802**
Outfall **107**

Start Day	Start Time	End Day	End Time
7/6/2019	6:45:00 PM	7/7/2019	10:50:00 PM

Rain(in.) = 0.42
Waterbody: Rouge River

RTB (MG)
177.40

Cause: rain
EGLE Action: Long Term Control Plan

GLWA WRRF

Submission ID. **HNR-6XNA-8MENH**
Permit **MI0022802**
Outfall **050**

Start Day	Start Time	End Day	End Time
7/6/2019	8:54:00 PM	7/7/2019	12:58:00 AM

Rain(in.) = 0.42
Waterbody: Detroit River

RTB (MG)
11.30

Cause: rain
EGLE Action: Long Term Control Plan

MG = million gallons
RTB discharges are as a result of wet weather. Dry weather RTB discharges are classified as SSOs.

MICHIGAN DEPARTMENT OF ENVIRONMENT, GREAT LAKES, AND ENERGY

Retention Treatment Basin Detail Report
January 1 - December 31, 2019

GLWA WRRF

Submission ID. **HNR-9HWC-NVNX8**
Permit
Outfall **049**

Start Day	Start Time	End Day	End Time
7/15/2019	8:28:00 PM	7/17/2019	2:50:00 PM

Rain(in.) = 2.09
Waterbody: Detroit River

RTB (MG)
310.10

Cause: rain
EGLE Action: Long Term Control Plan

GLWA WRRF

Submission ID. **HNR-9HWC-NVNX8**
Permit
Outfall **109**

Start Day	Start Time	End Day	End Time
7/16/2019	11:00:00 AM	7/16/2019	3:40:00 PM

Rain(in.) = 2.09
Waterbody: River Rouge

RTB (MG)
6.70

Cause: rain
EGLE Action: Long Term Control Plan

GLWA WRRF

Submission ID. **HNS-A88M-A8MEW**
Permit **MI0022802**
Outfall **108**

Start Day	Start Time	End Day	End Time
8/18/2019	7:50:00 PM	8/18/2019	9:05:00 PM

Rain(in.) = 0.57
Waterbody: Detroit River

RTB (MG)
0.20

Cause: rain
EGLE Action: Long Term Control Plan

MG = million gallons
RTB discharges are as a result of wet weather. Dry weather RTB discharges are classified as SSOs.

MICHIGAN DEPARTMENT OF ENVIRONMENT, GREAT LAKES, AND ENERGY

Retention Treatment Basin Detail Report
January 1 - December 31, 2019

GLWA WRRF

Submission ID. **HNS-49T1-F363T**
Permit
Outfall **049**

Start Day	Start Time	End Day	End Time
8/18/2019	10:20:00 PM	8/19/2019	8:33:00 AM

Rain(in.) = 0.57
Waterbody: Detroit River

RTB (MG)
53.20

Cause: rain
EGLE Action: Long Term Control Plan

GLWA WRRF

Submission ID. **HNS-49T1-F363T**
Permit
Outfall **109**

Start Day	Start Time	End Day	End Time
8/19/2019	2:00:00 AM	8/19/2019	7:05:00 AM

Rain(in.) = 0.57
Waterbody: Rouge River

RTB (MG)
2.40

Cause: rain
EGLE Action: Long Term Control Plan

GLWA WRRF

Submission ID. **HNS-AH8A-KGAZA**
Permit
Outfall **049**

Start Day	Start Time	End Day	End Time
8/27/2019	7:40:00 AM	8/27/2019	4:38:00 PM

Rain(in.) = 0.81
Waterbody: Detroit River

RTB (MG)
83.80

Cause: rain
EGLE Action: Long Term Control Plan

MG = million gallons
RTB discharges are as a result of wet weather. Dry weather RTB discharges are classified as SSOs.

MICHIGAN DEPARTMENT OF ENVIRONMENT, GREAT LAKES, AND ENERGY

Retention Treatment Basin Detail Report
January 1 - December 31, 2019

GLWA WRRF

Submission ID. **HNS-H5VM-H4S1Z**
Permit
Outfall **049**

Start Day	Start Time	End Day	End Time
9/4/2019	2:22:00 AM	9/4/2019	11:35:00 AM

Rain(in.) = 0.25
Waterbody: Detroit River

RTB (MG)
67.60

Cause: rain
EGLE Action: Long Term Control Plan

GLWA WRRF

Submission ID. **HNS-Q2NX-0A00T**
Permit
Outfall **109**

Start Day	Start Time	End Day	End Time
9/11/2019	12:26:00 AM	9/12/2019	10:52:00 AM

Rain(in.) = 1.5
Waterbody: Rouge River

RTB (MG)
3.50

Cause: rain
EGLE Action: Long Term Control Plan

GLWA WRRF

Submission ID. **HNS-Q2NX-0A00T**
Permit
Outfall **049**

Start Day	Start Time	End Day	End Time
9/11/2019	6:46:00 PM	9/14/2019	3:09:00 AM

Rain(in.) = 1.5
Waterbody: Detroit River

RTB (MG)
534.00

Cause: rain
EGLE Action: Long Term Control Plan

MG = million gallons
RTB discharges are as a result of wet weather. Dry weather RTB discharges are classified as SSOs.

MICHIGAN DEPARTMENT OF ENVIRONMENT, GREAT LAKES, AND ENERGY

Retention Treatment Basin Detail Report
January 1 - December 31, 2019

GLWA WRRF

Submission ID. **HNS-Q2NX-0A00T**
Permit
Outfall **050**

Start Day	Start Time	End Day	End Time
9/11/2019	9:52:00 PM	9/12/2019	4:35:00 AM

Rain(in.) = 1.5
Waterbody: Rouge River

RTB (MG)
36.00

Cause: rain
EGLE Action: Long Term Control Plan

GLWA WRRF

Submission ID. **HNS-Q2NX-0A00T**
Permit
Outfall **106**

Start Day	Start Time	End Day	End Time
9/11/2019	10:15:00 PM	9/12/2019	2:35:00 AM

Rain(in.) = 1.5
Waterbody: Detroit River

RTB (MG)
1.00

Cause: rain
EGLE Action: Long Term Control Plan

GLWA WRRF

Submission ID. **HNS-Q2NX-0A00T**
Permit
Outfall **104**

Start Day	Start Time	End Day	End Time
9/12/2019	5:00:00 PM	9/13/2019	9:45:00 PM

Rain(in.) = 1.5
Waterbody: Detroit River

RTB (MG)
27.70

Cause: rain
EGLE Action: Long Term Control Plan

MG = million gallons
RTB discharges are as a result of wet weather. Dry weather RTB discharges are classified as SSOs.

MICHIGAN DEPARTMENT OF ENVIRONMENT, GREAT LAKES, AND ENERGY

Retention Treatment Basin Detail Report
January 1 - December 31, 2019

GLWA WRRF

Submission ID. **HNT-3J9T-YXBBM**
Permit
Outfall **049**

Start Day	Start Time	End Day	End Time
9/28/2019	3:19:00 AM	9/28/2019	11:47:00 AM

Rain(in.) = 0.8
Waterbody: Detroit River

RTB (MG)
53.90

Cause: rain
EGLE Action: Long Term Control Plan

GLWA WRRF

Submission ID. **HNT-7D76-XBXG0**
Permit
Outfall **049**

Start Day	Start Time	End Day	End Time
10/3/2019	3:57:00 AM	10/3/2019	7:42:00 PM

Rain(in.) = 0.95
Waterbody: Detroit River

RTB (MG)
195.30

Cause: rain
EGLE Action: Long Term Control Plan

GLWA WRRF

Submission ID. **HNT-TFT1-XGQC4**
Permit
Outfall **049**

Start Day	Start Time	End Day	End Time
10/26/2019	8:55:00 PM	10/28/2019	3:51:00 AM

Rain(in.) = 1.38
Waterbody: Detroit River

RTB (MG)
344.60

Cause: rain
EGLE Action: Long Term Control Plan

MG = million gallons
RTB discharges are as a result of wet weather. Dry weather RTB discharges are classified as SSOs.

MICHIGAN DEPARTMENT OF ENVIRONMENT, GREAT LAKES, AND ENERGY

Retention Treatment Basin Detail Report
January 1 - December 31, 2019

GLWA WRRF

Submission ID. **HNT-TFT1-XGQC4**
Permit
Outfall **050**

Start Day	Start Time	End Day	End Time
10/26/2019	9:40:00 PM	10/27/2019	3:45:00 PM

Rain(in.) = 1.38
Waterbody: Rouge River

RTB (MG)
33.60

Cause: rain
EGLE Action: Long Term Control Plan

GLWA WRRF

Submission ID. **HNT-TFT1-XGQC4**
Permit
Outfall **101**

Start Day	Start Time	End Day	End Time
10/26/2019	9:46:00 PM	10/27/2019	8:00:00 AM

Rain(in.) = 1.38
Waterbody: Rouge River

RTB (MG)
3.40

Cause: rain
EGLE Action: Long Term Control Plan

GLWA WRRF

Submission ID. **HNT-TFT1-XGQC4**
Permit
Outfall **106**

Start Day	Start Time	End Day	End Time
10/26/2019	10:30:00 PM	10/27/2019	3:05:00 AM

Rain(in.) = 1.38
Waterbody: Detroit River

RTB (MG)
0.20

Cause: rain
EGLE Action: Long Term Control Plan

MG = million gallons
RTB discharges are as a result of wet weather. Dry weather RTB discharges are classified as SSOs.

MICHIGAN DEPARTMENT OF ENVIRONMENT, GREAT LAKES, AND ENERGY

Retention Treatment Basin Detail Report
January 1 - December 31, 2019

GLWA WRRF

Submission ID. **HNT-TFT1-XGQC4**
Permit
Outfall **107**

Start Day	Start Time	End Day	End Time
10/27/2019	12:04:00 AM	10/27/2019	6:48:00 AM

Rain(in.) = 1.38
Waterbody: Rouge River

RTB (MG)
103.90

Cause: rain
EGLE Action: Long Term Control Plan

GLWA WRRF

Submission ID. **HNT-TFT1-XGQC4**
Permit
Outfall **104**

Start Day	Start Time	End Day	End Time
10/27/2019	12:15:00 AM	10/27/2019	10:00:00 AM

Rain(in.) = 1.38
Waterbody: Detroit River

RTB (MG)
68.30

Cause: rain; Discharge 10/26/19 23:15-10/27/19 04:55, 10/27/19 08:50-10:00
EGLE Action: Long Term Control Plan

GLWA WRRF

Submission ID. **HNT-TFT1-XGQC4**
Permit
Outfall **109**

Start Day	Start Time	End Day	End Time
10/27/2019	1:00:00 AM	10/27/2019	2:05:00 PM

Rain(in.) = 1.38
Waterbody: Rouge River

RTB (MG)
6.00

Cause: rain
EGLE Action: Long Term Control Plan

MG = million gallons
RTB discharges are as a result of wet weather. Dry weather RTB discharges are classified as SSOs.

MICHIGAN DEPARTMENT OF ENVIRONMENT, GREAT LAKES, AND ENERGY

Retention Treatment Basin Detail Report
January 1 - December 31, 2019

GLWA WRRF

Submission ID. **HNT-XK9Y-BXMAK**
Permit
Outfall **049**

Start Day	Start Time	End Day	End Time
10/30/2019	8:36:00 PM	11/2/2019	12:33:00 AM

Rain(in.) = 1.27
Waterbody: Detroit River

RTB (MG)
433.50

Cause: rain
EGLE Action: Long Term Control Plan

GLWA WRRF

Submission ID. **HNT-XK9Y-BXMAK**
Permit
Outfall **050**

Start Day	Start Time	End Day	End Time
10/31/2019	11:36:00 AM	10/31/2019	8:18:00 PM

Rain(in.) = 1.27
Waterbody: Rouge River

RTB (MG)
83.00

Cause: rain
EGLE Action: Long Term Control Plan

GLWA WRRF

Submission ID. **HNT-XK9Y-BXMAK**
Permit
Outfall **101**

Start Day	Start Time	End Day	End Time
10/31/2019	12:00:00 PM	10/31/2019	9:45:00 PM

Rain(in.) = 1.27
Waterbody: Rouge River

RTB (MG)
36.70

Cause: rain
EGLE Action: Long Term Control Plan

MG = million gallons
RTB discharges are as a result of wet weather. Dry weather RTB discharges are classified as SSOs.

MICHIGAN DEPARTMENT OF ENVIRONMENT, GREAT LAKES, AND ENERGY

Retention Treatment Basin Detail Report
January 1 - December 31, 2019

GLWA WRRF

Submission ID. **HNT-XK9Y-BXMAK**
Permit
Outfall **104**

Start Day	Start Time	End Day	End Time
10/31/2019	1:00:00 PM	11/1/2019	1:05:00 AM

Rain(in.) = 1.27
Waterbody: Detroit River

RTB (MG)
137.10

Cause: rain
EGLE Action: Long Term Control Plan

GLWA WRRF

Submission ID. **HNT-XK9Y-BXMAK**
Permit
Outfall **109**

Start Day	Start Time	End Day	End Time
10/31/2019	7:30:00 PM	11/1/2019	7:00:00 AM

Rain(in.) = 1.27
Waterbody: Rouge River

RTB (MG)
13.50

Cause: rain
EGLE Action: Long Term Control Plan

GLWA WRRF

Submission ID. **HNV-K7CM-E8GZR**
Permit
Outfall **049**

Start Day	Start Time	End Day	End Time
11/27/2019	7:23:00 AM	11/28/2019	10:51:00 AM

Rain(in.) = 0.55
Waterbody: Detroit River

RTB (MG)
176.80

Cause: rain
EGLE Action: Long Term Control Plan

MG = million gallons
RTB discharges are as a result of wet weather. Dry weather RTB discharges are classified as SSOs.

MICHIGAN DEPARTMENT OF ENVIRONMENT, GREAT LAKES, AND ENERGY

Retention Treatment Basin Detail Report
January 1 - December 31, 2019

GLWA WRRF

Submission ID. **HNV-RV3G-B7CY1**
Permit
Outfall **049**

Start Day	Start Time	End Day	End Time
12/1/2019	9:45:00 AM	12/2/2019	4:43:00 AM

Rain(in.) = 0.39
Waterbody: Detroit River

RTB (MG)
95.00

Cause: rain
EGLE Action: Long Term Control Plan

GLWA WRRF

Submission ID. **HNW-CEMB-E2XH8**
Permit
Outfall **049**

Start Day	Start Time	End Day	End Time
12/29/2019	11:02:00 AM	1/1/2020	3:22:00 AM

Rain(in.) = 1.62
Waterbody: Detroit River

RTB (MG)
680.10

Cause: rain.
EGLE Action: Long Term Control Plan

GLWA WRRF

Submission ID. **HNW-CEMB-E2XH8**
Permit
Outfall **050**

Start Day	Start Time	End Day	End Time
12/29/2019	12:55:00 PM	12/30/2019	9:24:00 AM

Rain(in.) = 1.62
Waterbody: Rouge River

RTB (MG)
7.40

Cause: rain.
EGLE Action: Long Term Control Plan

MG = million gallons
RTB discharges are as a result of wet weather. Dry weather RTB discharges are classified as SSOs.

MICHIGAN DEPARTMENT OF ENVIRONMENT, GREAT LAKES, AND ENERGY

Retention Treatment Basin Detail Report
January 1 - December 31, 2019

GLWA WRRF

Submission ID. **HNW-CEMB-E2XH8**
Permit
Outfall **109**

Start Day	Start Time	End Day	End Time
12/29/2019	9:15:00 PM	12/31/2019	2:30:00 PM

Rain(in.) = 1.62
Waterbody: Rouge River

RTB (MG)
26.00

Cause: rain.
EGLE Action: Long Term Control Plan

GLWA WRRF

Submission ID. **HNW-CEMB-E2XH8**
Permit
Outfall **104**

Start Day	Start Time	End Day	End Time
12/30/2019	6:37:00 AM	12/30/2019	7:25:00 PM

Rain(in.) = 1.62
Waterbody: Detroit River

RTB (MG)
140.00

Cause: rain.
EGLE Action: Long Term Control Plan

GLWA WRRF

Submission ID. **HNW-CEMB-E2XH8**
Permit
Outfall **101**

Start Day	Start Time	End Day	End Time
12/30/2019	7:00:00 AM	12/30/2019	12:00:00 PM

Rain(in.) = 1.62
Waterbody: Rouge River

RTB (MG)
138.00

Cause: rain.
EGLE Action: Long Term Control Plan

MG = million gallons
RTB discharges are as a result of wet weather. Dry weather RTB discharges are classified as SSOs.

MICHIGAN DEPARTMENT OF ENVIRONMENT, GREAT LAKES, AND ENERGY

Retention Treatment Basin Detail Report
January 1 - December 31, 2019

Totals **GLWA WRRF**

RTB (MG)

25276.20

Long-term Control Program being implemented; controls include retention/treatment basins (6 on-line), CSO Screening/Disinfection Facilities (3 on-line), and 13 in-system storage dams in the collection system sewers (on-line) for temporary storing and subsequent transport of combined flow to the wastewater treatment plant; expansion of primary treatment capacity at the WWTP to 1700 MGD (on-line). To date, 14 CSOs have been eliminated, and construction of the Oakwood RTB has been completed. In addition to these 14 outfalls, 5 untreated Rouge River CSOs downstream of the turning basin are now controlled An amended LTCP was submitted in late 2008 that proposed control projects and associated schedules for 3 untreated CSOs to the Old Channel of the Rouge River, and the 39 remaining untreated CSOs to the Detroit River. However in 2009, due to its deteriorating financial condition, Detroit terminated construction of the Upper Rouge CSO Capture Tunnel (URT). A financial capability assessment (FCA) was submitted and approved by the Department. The alternative LTCP was included in the 2011 permit modification. Another FCA was submitted by Detroit in 2012 as required by the Permit. The FCA again documented that costs associated with continued implementation of the CSO correction program were a high burden to the City of Detroit residents. Reflecting the 2012 FCA and updated costs for effectively operating the WWTP and other facilities, and taking into account opportunities to use Green Infrastructure and apply adaptive management, the permit again revised the LTCP.

Milk River CSO RTB

Milk River CSO RTB

Submission ID. **HNM-1JPK-VZHD6**
Permit **MI0025500**
Outfall **001**

Start Day	Start Time	End Day	End Time	Rain(in.) = 0.71
1/23/2019	6:00:00 PM	1/24/2019	1:30:00 AM	Waterbody: Lake St. Clair

RTB (MG)

16.80

Cause: rain

EGLE Action: Long Term Control Plan

MG = million gallons

RTB discharges are as a result of wet weather. Dry weather RTB discharges are classified as SSOs.

MICHIGAN DEPARTMENT OF ENVIRONMENT, GREAT LAKES, AND ENERGY

Retention Treatment Basin Detail Report
January 1 - December 31, 2019

Milk River CSO RTB

Submission ID. **HNN-N7DT-WVFFP**
Permit **MI0025500**
Outfall **001**

Start Day	Start Time	End Day	End Time
3/30/2019	11:02:00 AM	3/31/2019	2:35:00 PM

Rain(in.) = 1.47
Waterbody: Lake St. Clair

RTB (MG)
31.91

Cause: heavy rain
EGLE Action: Long Term Control Plan

Milk River CSO RTB

Submission ID. **HNP-5PWD-7T1SC**
Permit **MI0025500**
Outfall **001**

Start Day	Start Time	End Day	End Time
4/20/2019	11:40:00 PM	4/21/2019	1:18:00 AM

Rain(in.) = 1.64
Waterbody: Lake St. Clair

RTB (MG)
41.98

Cause: rain
EGLE Action: Long Term Control Plan

Milk River CSO RTB

Submission ID. **HNP-A7K1-QSZG8**
Permit **MI0025500**
Outfall **001**

Start Day	Start Time	End Day	End Time
4/26/2019	5:40:00 AM	4/26/2019	11:26:00 AM

Rain(in.) = 1.47
Waterbody: Lake St. Clair

RTB (MG)
22.49

Cause: rain
EGLE Action: Long Term Control Plan

MG = million gallons
RTB discharges are as a result of wet weather. Dry weather RTB discharges are classified as SSOs.

MICHIGAN DEPARTMENT OF ENVIRONMENT, GREAT LAKES, AND ENERGY

Retention Treatment Basin Detail Report
January 1 - December 31, 2019

Milk River CSO RTB

Submission ID. **HNP-E2KK-71QXZ**
Permit **MI0025500**
Outfall **001**

Start Day	Start Time	End Day	End Time
5/1/2019	1:15:00 AM	5/2/2019	1:30:00 AM

Rain(in.) = 1.71
Waterbody: Lake St. Clair

RTB (MG)
97.60

Cause: heavy rain on saturated ground
EGLE Action: Long Term Control Plan

Totals Milk River CSO RTB

RTB (MG)
210.78

Long-term Control Program being implemented; retention/treatment basin upgraded in mid-1990s; reissued permit required an "In-stream Dissolved Oxygen Study" to determine whether discharges from the facility cause violations of Water Quality Standards and if additional corrections might be necessary; retention/treatment basin being upgraded further beginning in 2015; there are no uncontrolled (i.e., untreated) CSO outfalls associated with this permittee/program. Now operated by South East Macomb Sanitary District for Milk River Intercounty Drain Drainage Board.

River Rouge CSO RTB

River Rouge CSO RTB

Submission ID. **HNP-DYEX-6KQXF**
Permit **MI0028819**
Outfall **101**

Start Day	Start Time	End Day	End Time
5/1/2019	12:46:00 AM	5/3/2019	7:00:00 PM

Rain(in.) = 2.35
Waterbody: Detroit River

RTB (MG)
50.61

Cause: rain event
EGLE Action: Long Term Control Plan

MG = million gallons
RTB discharges are as a result of wet weather. Dry weather RTB discharges are classified as SSOs.

MICHIGAN DEPARTMENT OF ENVIRONMENT, GREAT LAKES, AND ENERGY

Retention Treatment Basin Detail Report
January 1 - December 31, 2019

River Rouge CSO RTB

Submission ID. **HNR-28BW-MRDSH**
Permit **MI0028819**
Outfall **101**

Start Day	Start Time	End Day	End Time
7/6/2019	2:10:00 PM	7/6/2019	6:00:00 PM

Rain(in.) = 0.35
Waterbody: Detroit River

RTB (MG)
2.34

Cause: rain
EGLE Action: Long Term Control Plan

River Rouge CSO RTB

Submission ID. **HNR-S8K4-DGBHJ**
Permit **MI0028819**
Outfall **101**

Start Day	Start Time	End Day	End Time
8/4/2019	7:20:00 PM	8/4/2019	11:20:00 PM

Rain(in.) = 0.98
Waterbody: Detroit River

RTB (MG)
1.75

Cause: rain
EGLE Action: Long Term Control Plan

River Rouge CSO RTB

Submission ID. **HNS-49K0-8GEH4**
Permit **MI0028819**
Outfall **101**

Start Day	Start Time	End Day	End Time
8/18/2019	9:45:00 PM	8/19/2019	1:45:00 AM

Rain(in.) = 1.2
Waterbody: Detroit River

RTB (MG)
2.63

Cause: rain
EGLE Action: Long Term Control Plan

MG = million gallons
RTB discharges are as a result of wet weather. Dry weather RTB discharges are classified as SSOs.

MICHIGAN DEPARTMENT OF ENVIRONMENT, GREAT LAKES, AND ENERGY

Retention Treatment Basin Detail Report
January 1 - December 31, 2019

River Rouge CSO RTB

Submission ID. **HNT-TMGG-A6W71**
Permit **MI0028819**
Outfall **101**

Start Day	Start Time	End Day	End Time
10/27/2019	12:15:00 AM	10/27/2019	12:45:00 AM

Rain(in.) = 1.47
Waterbody: Detroit River

RTB (MG)
3.44

Cause: rain
EGLE Action: Long Term Control Plan

Totals River Rouge CSO RTB

RTB (MG)
60.76

Long-term Control Program completed; the program included a retention/treatment basin to provide adequate treatment of all combined sewer overflows (the facility went "on-line" and began treating overflows in 1999); remaining corrective projects have been completed and the project has been certified. The permit required "Total Residual Chlorine Mixing Zone/Plume Definition Study" has been submitted and is currently under review by the Department. The report evaluates whether or not the Total Residual Chlorine (TRC) discharges from the RTB cause violations of Water Quality Standards.

Southgate-Wyandotte CSO RTF

Southgate-Wyandotte CSO RTF

Submission ID. **HNM-58ER-JBEGZ**
Permit **MI0036072**
Outfall **001**

Start Day	Start Time	End Day	End Time
1/23/2019	10:15:00 AM	1/24/2019	9:30:00 PM

Rain(in.) = 0.8
Waterbody: West bank of Trenton Channel of Detroit Ri

RTB (MG)
47.12

Cause: rain and Snow melt
EGLE Action: Long Term Control Plan

MG = million gallons
RTB discharges are as a result of wet weather. Dry weather RTB discharges are classified as SSOs.

MICHIGAN DEPARTMENT OF ENVIRONMENT, GREAT LAKES, AND ENERGY

Retention Treatment Basin Detail Report
January 1 - December 31, 2019

Southgate-Wyandotte CSO RTF

Submission ID. **HNM-G8EC-TG5PQ**
Permit **MI0036072**
Outfall **001**

Start Day	Start Time	End Day	End Time
2/6/2019	4:05:00 AM	2/8/2019	12:30:00 AM

Rain(in.) = 0.72
Waterbody: Detroit River

RTB (MG)
33.48

Cause: rain and Snow melt
EGLE Action: Long Term Control Plan

Southgate-Wyandotte CSO RTF

Submission ID. **HNM-H4CE-NVFFG**
Permit **MI0036072**
Outfall **001**

Start Day	Start Time	End Day	End Time
2/12/2019	1:00:00 PM	2/14/2019	4:05:00 AM

Rain(in.) = 0.72
Waterbody: Detroit River

RTB (MG)
25.25

Cause: rain and Snow melt
EGLE Action: Long Term Control Plan

Southgate-Wyandotte CSO RTF

Submission ID. **HNN-50TF-84TR0**
Permit **MI0036072**
Outfall **001**

Start Day	Start Time	End Day	End Time
3/9/2019	10:35:00 PM	3/11/2019	8:15:00 AM

Rain(in.) = 0.68
Waterbody: Detroit River

RTB (MG)
13.37

Cause: rain and snow melt
EGLE Action: Long Term Control Plan

MG = million gallons
RTB discharges are as a result of wet weather. Dry weather RTB discharges are classified as SSOs.

MICHIGAN DEPARTMENT OF ENVIRONMENT, GREAT LAKES, AND ENERGY

Retention Treatment Basin Detail Report
January 1 - December 31, 2019

Southgate-Wyandotte CSO RTF

Submission ID. **HNN-N289-X5KJ3**
Permit **MI0036072**
Outfall **001**

Start Day	Start Time	End Day	End Time
3/30/2019	9:00:00 AM	3/31/2019	2:05:00 PM

Rain(in.) = 1.55
Waterbody: Detroit River

RTB (MG)
54.70

Cause: rain
EGLE Action: Long Term Control Plan

Southgate-Wyandotte CSO RTF

Submission ID. **HNP-140A-WVNJV**
Permit **MI0036072**
Outfall **001**

Start Day	Start Time	End Day	End Time
4/14/2019	5:10:00 PM	4/10/2019	10:00:00 PM

Waterbody: Detroit River

RTB (MG)
4.32

Cause: rain
EGLE Action: Long Term Control Plan

Southgate-Wyandotte CSO RTF

Submission ID. **HNP-4STR-70W08**
Permit **MI0036072**
Outfall **001**

Start Day	Start Time	End Day	End Time
4/19/2019	8:35:00 AM	4/21/2019	8:00:00 PM

Rain(in.) = 1.62
Waterbody: Detroit River

RTB (MG)
66.42

Cause: rain
EGLE Action: Long Term Control Plan

MG = million gallons
RTB discharges are as a result of wet weather. Dry weather RTB discharges are classified as SSOs.

MICHIGAN DEPARTMENT OF ENVIRONMENT, GREAT LAKES, AND ENERGY

Retention Treatment Basin Detail Report
January 1 - December 31, 2019

Southgate-Wyandotte CSO RTF

Submission ID. **HNP-A5H1-SR08M**
Permit **MI0036072**
Outfall **001**

Start Day	Start Time	End Day	End Time
4/26/2019	3:30:00 AM	4/26/2019	4:10:00 AM

Rain(in.) = 0.92
Waterbody: Detroit River

RTB (MG)
23.06

Cause: rain
EGLE Action: Long Term Control Plan

Southgate-Wyandotte CSO RTF

Submission ID. **HNP-BJVM-HRS32**
Permit **MI0036072**
Outfall **001**

Start Day	Start Time	End Day	End Time
4/28/2019	1:00:00 AM	4/28/2019	6:15:00 AM

Rain(in.) = 0.23
Waterbody: Detroit River

RTB (MG)
8.37

Cause: rain
EGLE Action: Long Term Control Plan

Southgate-Wyandotte CSO RTF

Submission ID. **HNP-CYJP-XJSXS**
Permit **MI0036072**
Outfall **001**

Start Day	Start Time	End Day	End Time
4/29/2019	5:40:00 PM	5/3/2019	2:50:00 PM

Rain(in.) = 2.35
Waterbody: Detroit River

RTB (MG)
263.98

Cause: rain
EGLE Action: Long Term Control Plan

MG = million gallons
RTB discharges are as a result of wet weather. Dry weather RTB discharges are classified as SSOs.

MICHIGAN DEPARTMENT OF ENVIRONMENT, GREAT LAKES, AND ENERGY

Retention Treatment Basin Detail Report
January 1 - December 31, 2019

Southgate-Wyandotte CSO RTF

Submission ID. **HNP-VM9Q-5S8CG**
Permit **MI0036072**
Outfall **001**

Start Day	Start Time	End Day	End Time
5/18/2019	9:25:00 AM	5/18/2019	11:30:00 AM

Rain(in.) = 0.68
Waterbody: Detroit River

RTB (MG)
5.40

Cause: rain
EGLE Action: Long Term Control Plan

Southgate-Wyandotte CSO RTF

Submission ID. **HNP-WPCC-RNQW2**
Permit **MI0036072**
Outfall **001**

Start Day	Start Time	End Day	End Time
5/19/2019	4:00:00 PM	5/20/2019	2:30:00 AM

Rain(in.) = 0.78
Waterbody: Detroit River

RTB (MG)
30.05

Cause: rain
EGLE Action: Long Term Control Plan

Southgate-Wyandotte CSO RTF

Submission ID. **HNQ-70SB-CR5FA**
Permit **MI0036072**
Outfall **001**

Start Day	Start Time	End Day	End Time
6/1/2019	10:40:00 PM	6/2/2019	8:30:00 AM

Rain(in.) = 0.84
Waterbody: Detroit River

RTB (MG)
12.29

Cause: rain event
EGLE Action: Long Term Control Plan

MG = million gallons
RTB discharges are as a result of wet weather. Dry weather RTB discharges are classified as SSOs.

MICHIGAN DEPARTMENT OF ENVIRONMENT, GREAT LAKES, AND ENERGY

Retention Treatment Basin Detail Report
January 1 - December 31, 2019

Southgate-Wyandotte CSO RTF

Submission ID. **HNQ-PC21-5XWZK**
Permit **MI0036072**
Outfall **001**

Start Day	Start Time	End Day	End Time
6/20/2019	5:40:00 PM	6/20/2019	7:30:00 PM

Rain(in.) = 0.84
Waterbody: Detroit River

RTB (MG)
4.32

Cause: rain
EGLE Action: Long Term Control Plan

Southgate-Wyandotte CSO RTF

Submission ID. **HNR-1PKQ-V4TSR**
Permit **MI0036072**
Outfall **001**

Start Day	Start Time	End Day	End Time
7/5/2019	9:45:00 PM	7/5/2019	11:15:00 PM

Rain(in.) = 0.18
Waterbody: Detroit River

RTB (MG)
4.32

Cause: rain
EGLE Action: Long Term Control Plan

Southgate-Wyandotte CSO RTF

Submission ID. **HNR-CMW6-FS1CS**
Permit **MI0036072**
Outfall **001**

Start Day	Start Time	End Day	End Time
7/19/2019	7:30:00 PM	7/19/2019	9:00:00 PM

Rain(in.) = 0.76
Waterbody: Detroit River

RTB (MG)
2.70

Cause: rain
EGLE Action: Long Term Control Plan

MG = million gallons
RTB discharges are as a result of wet weather. Dry weather RTB discharges are classified as SSOs.

MICHIGAN DEPARTMENT OF ENVIRONMENT, GREAT LAKES, AND ENERGY

Retention Treatment Basin Detail Report
January 1 - December 31, 2019

Southgate-Wyandotte CSO RTF

Submission ID. **HNR-S8G4-4NPTC**
Permit **MI0036072**
Outfall **001**

Start Day	Start Time	End Day	End Time
8/4/2019	8:45:00 PM	8/4/2019	11:15:00 PM

Rain(in.) = 0.98
Waterbody: Detroit River

RTB (MG)
10.77

Cause: rain
EGLE Action: Long Term Control Plan

Southgate-Wyandotte CSO RTF

Submission ID. **HNS-4BC0-NAMRD**
Permit **MI0036072**
Outfall **001**

Start Day	Start Time	End Day	End Time
8/19/2019	12:00:00 AM	8/19/2019	2:00:00 AM

Rain(in.) = 1.2
Waterbody: Detroit River

RTB (MG)
8.37

Cause: rain
EGLE Action: Long Term Control Plan

Southgate-Wyandotte CSO RTF

Submission ID. **HNS-Q71A-WXNQB**
Permit **MI0036072**
Outfall **001**

Start Day	Start Time	End Day	End Time
9/11/2019	11:00:00 PM	9/12/2019	6:00:00 AM

Rain(in.) = 2.02
Waterbody: Detroit River

RTB (MG)
23.61

Cause: rain
EGLE Action: Long Term Control Plan

MG = million gallons
RTB discharges are as a result of wet weather. Dry weather RTB discharges are classified as SSOs.

MICHIGAN DEPARTMENT OF ENVIRONMENT, GREAT LAKES, AND ENERGY

Retention Treatment Basin Detail Report
January 1 - December 31, 2019

Southgate-Wyandotte CSO RTF

Submission ID. **HNS-RK0T-K562A**
Permit **MI0036072**
Outfall **001**

Start Day	Start Time	End Day	End Time
9/13/2019	5:30:00 PM	9/13/2019	9:00:00 PM

Rain(in.) = 0.58
Waterbody: Detroit River

RTB (MG)
18.01

Cause: rain
EGLE Action: Long Term Control Plan

Southgate-Wyandotte CSO RTF

Submission ID. **HNT-3XQF-DYD9K**
Permit **MI0036072**
Outfall **001**

Start Day	Start Time	End Day	End Time
9/28/2019	4:00:00 AM	9/28/2019	5:30:00 AM

Rain(in.) = 0.92
Waterbody: Detroit River

RTB (MG)
3.51

Cause: rain
EGLE Action: Long Term Control Plan

Southgate-Wyandotte CSO RTF

Submission ID. **HNT-7Z7N-MSNT8**
Permit **MI0036072**
Outfall **001**

Start Day	Start Time	End Day	End Time
10/3/2019	5:45:00 AM	10/3/2019	8:35:00 AM

Rain(in.) = 1.05
Waterbody: Detroit River

RTB (MG)
10.40

Cause: rain
EGLE Action: Long Term Control Plan

MG = million gallons
RTB discharges are as a result of wet weather. Dry weather RTB discharges are classified as SSOs.

MICHIGAN DEPARTMENT OF ENVIRONMENT, GREAT LAKES, AND ENERGY

Retention Treatment Basin Detail Report
January 1 - December 31, 2019

Southgate-Wyandotte CSO RTF

Submission ID. **HNT-TH54-Q2YYS**
Permit **MI0036072**
Outfall **001**

Start Day	Start Time	End Day	End Time
10/26/2019	9:30:00 PM	10/27/2019	8:25:00 AM

Rain(in.) = 1.47
Waterbody: Detroit River

RTB (MG)
30.94

Cause: rain
EGLE Action: Long Term Control Plan

Southgate-Wyandotte CSO RTF

Submission ID. **HNT-Y1FJ-SSYPB**
Permit **MI0036072**
Outfall **001**

Start Day	Start Time	End Day	End Time
10/31/2019	9:45:00 AM	11/1/2019	4:30:00 PM

Rain(in.) = 1.36
Waterbody: Detroit River

RTB (MG)
62.91

Cause: rain
EGLE Action: Long Term Control Plan

Southgate-Wyandotte CSO RTF

Submission ID. **HNV-PF02-BS4ZX**
Permit **MI0036072**
Outfall **001**

Start Day	Start Time	End Day	End Time
12/1/2019	10:45:00 AM	12/2/2019	3:45:00 AM

Rain(in.) = 0.72
Waterbody: Detroit River

RTB (MG)
7.43

Cause: rain
EGLE Action: Long Term Control Plan

MG = million gallons
RTB discharges are as a result of wet weather. Dry weather RTB discharges are classified as SSOs.

MICHIGAN DEPARTMENT OF ENVIRONMENT, GREAT LAKES, AND ENERGY

Retention Treatment Basin Detail Report
January 1 - December 31, 2019

Southgate-Wyandotte CSO RTF

Submission ID. **HNW-CFEA-5NTQC**
Permit **MI0036072**
Outfall **001**

Start Day	Start Time	End Day	End Time
12/29/2019	11:00:00 AM	1/29/2020	10:20:00 AM

Rain(in.) = 1.37
Waterbody: Detroit River

RTB (MG)
77.34

Cause: rain
EGLE Action: Long Term Control Plan

Totals Southgate-Wyandotte CSO RTF

RTB (MG)
852.40

Long-term Control Program being implemented (existing retention/treatment facility); reissued permit requires a Water Quality Study for a determination of whether the facility provides adequate treatment of all overflows; Long-term Control Program for facility upgrade and provisions for adequate treatment may be required in the future. The NPDES permit also requires the permittee to submit a Hydraulic Capacity Study for the Pine St PS. The study will be used to determine if any improvements can be made to eliminate CSO discharges from the Pine St PS.

Wayne Co/Dearborn Heights CSO

Wayne Co/Dearborn Heights CSO

Submission ID. **HNP-DZ75-JPAN6**
Permit **MI0051489**
Outfall **001**

Start Day	Start Time	End Day	End Time
5/1/2019	1:49:00 AM	5/3/2019	5:41:00 AM

Rain(in.) = 1.86
Waterbody: Middle Rouge River

RTB (MG)
31.28

Cause: rain
EGLE Action: Long Term Control Plan

MG = million gallons
RTB discharges are as a result of wet weather. Dry weather RTB discharges are classified as SSOs.

MICHIGAN DEPARTMENT OF ENVIRONMENT, GREAT LAKES, AND ENERGY

Retention Treatment Basin Detail Report
January 1 - December 31, 2019

Totals **Wayne Co/Dearborn Heights CSO**

RTB (MG)

31.28

Long-term Control Program revised in reissued permit; construction of retention/treatment basin is complete & facility is "on-line" and the Department agrees that the RTB protects public health, eliminates raw sewage, protects the physical characteristics standard, and does not impact biological communities. An evaluation of the RTB discharges on the dissolved oxygen standard has been submitted and is under Department review. Outfalls M18 & M19 have been eliminated and certified by December, 2005 (flow has been directed to the existing RTB). It is the Departments intent to require in the reissued permit, independent control of the remaining untreated outfall or alternatively work with GLWA on a regional plan by 2025.

Wayne Co/Inkster CSO

Wayne Co/Inkster CSO

Submission ID. **HNP-DXYD-74T8R**
Permit **MI0051471**
Outfall **002**

Start Day	Start Time	End Day	End Time
4/30/2019	10:00:00 PM	5/4/2019	3:30:00 AM

Rain(in.) = 3.55
Waterbody: Lower Rouge River

RTB (MG)

18.30

Cause: Discharge from Middlebelt Rd CSO Facility

EGLE Action: Long Term Control Plan

Wayne Co/Inkster CSO

Submission ID. **HNP-DYP0-NEAH0**
Permit **MI0051471**
Outfall **001**

Start Day	Start Time	End Day	End Time
5/1/2019	12:50:00 AM	5/1/2019	5:00:00 PM

Rain(in.) = 2.4
Waterbody: River Rouge

RTB (MG)

28.99

Cause: rain

EGLE Action: Long Term Control Plan

MG = million gallons

RTB discharges are as a result of wet weather. Dry weather RTB discharges are classified as SSOs.

MICHIGAN DEPARTMENT OF ENVIRONMENT, GREAT LAKES, AND ENERGY

Retention Treatment Basin Detail Report
January 1 - December 31, 2019

Wayne Co/Inkster CSO

Submission ID. **HNR-2FC8-MJBN8**
Permit **MI0051471**
Outfall **002**

Start Day	Start Time	End Day	End Time
7/6/2019	5:15:00 PM	7/7/2019	12:15:00 AM

Rain(in.) = 2.07
Waterbody: Lower Rouge River

RTB (MG)

1.10

Cause: Significant precipitation, resulting in Combined Sewer Overflow, in exceedance of the storage capacity of the CSO RTB. The; discharge received disinfection, settling and screening.

EGLE Action: Long Term Control Plan

Wayne Co/Inkster CSO

Submission ID. **HNR-ADQB-4FCAG**
Permit **MI0051471**
Outfall **002**

Start Day	Start Time	End Day	End Time
7/16/2019	9:03:00 PM	7/17/2019	12:45:00 AM

Rain(in.) = 1.83
Waterbody: Lower Rouge River

RTB (MG)

0.77

Cause: Significant precipitation, resulting in Combined Sewer Overflow, in exceedance of the storage capacity of the CSO RTB. The discharge received disinfection, settling and screening.

EGLE Action: Long Term Control Plan

MG = million gallons
RTB discharges are as a result of wet weather. Dry weather RTB discharges are classified as SSOs.

MICHIGAN DEPARTMENT OF ENVIRONMENT, GREAT LAKES, AND ENERGY

Retention Treatment Basin Detail Report
January 1 - December 31, 2019

Wayne Co/Inkster CSO

Submission ID. **HNS-Q8MN-Z5254**
Permit **MI0051471**
Outfall **002**

Start Day	Start Time	End Day	End Time
9/11/2019	10:45:00 PM	9/12/2019	2:30:00 PM

Rain(in.) = 2.05
Waterbody: Lower Rouge River

RTB (MG)
0.74

Cause: Significant precipitation, resulting in Combined Sewer Overflow, in exceedance of the storage capacity of the CSO RTB. The discharge received settling, screening and disinfection

EGLE Action: Long Term Control Plan

Wayne Co/Inkster CSO

Submission ID. **HNS-Q749-GH6T2**
Permit **MI0051471**
Outfall **010**

Start Day	Start Time	End Day	End Time
9/11/2019	11:21:00 PM	9/11/2019	11:27:00 PM

Rain(in.) = 2.02
Waterbody: Lower Rouge River

RTB (MG)
0.51

Cause: rain

EGLE Action: Long Term Control Plan

Wayne Co/Inkster CSO

Submission ID. **HNT-YD2E-EJ3VA**
Permit **MI0051471**
Outfall **002**

Start Day	Start Time	End Day	End Time
10/31/2019	5:30:00 PM	11/1/2019	1:30:00 AM

Rain(in.) = 1.46
Waterbody: Lower Rouge River

RTB (MG)
0.90

Cause: Significant precipitation, resulting in Combined Sewer Overflow, in exceedance of the storage capacity of the CSO RTB. The discharge received settling, screening and disinfection

EGLE Action: Long Term Control Plan

MG = million gallons
RTB discharges are as a result of wet weather. Dry weather RTB discharges are classified as SSOs.

MICHIGAN DEPARTMENT OF ENVIRONMENT, GREAT LAKES, AND ENERGY

Retention Treatment Basin Detail Report
January 1 - December 31, 2019

Totals **Wayne Co/Inkster CSO**

RTB (MG)

51.31

Long-term Control Program revised in permit; construction of retention/treatment basin is complete & facility is "on-line" and the Department agrees that the RTB protects public health, eliminates raw sewage, protects the physical characteristics standard, and does not impact biological communities. An evaluation of the RTB discharges on the dissolved oxygen standard has been submitted and is under Department review. 5 CSOs have been eliminated/bulkheaded following sewer separation. The City recently constructed an RTB to address two west side CSOs. A revised financial demonstration has been submitted and its the Departments intent to require in the reissued permit, final CSO correction by 2025.

Wayne Co/RDFrd/Livonia CSO

Wayne Co/RDFrd/Livonia CSO

Submission ID. **HNP-E1AH-BDBA8**
Permit **MI0051535**
Outfall **001**

Start Day	Start Time	End Day	End Time
5/1/2019	2:43:00 AM	5/1/2019	8:31:00 PM

Rain(in.) = 1.39
Waterbody: Middle Rouge River

RTB (MG)

9.49

Cause: rain

EGLE Action: Long Term Control Plan

Wayne Co/RDFrd/Livonia CSO

Submission ID. **HNR-2E1Y-8DWZE**
Permit **MI0051535**
Outfall **001**

Start Day	Start Time	End Day	End Time
7/6/2019	7:32:00 PM	7/6/2019	9:32:00 PM

Rain(in.) = 0.35
Waterbody: Middle Rouge River

RTB (MG)

3.52

Cause: rain

EGLE Action: Long Term Control Plan

MG = million gallons

RTB discharges are as a result of wet weather. Dry weather RTB discharges are classified as SSOs.

MICHIGAN DEPARTMENT OF ENVIRONMENT, GREAT LAKES, AND ENERGY

Retention Treatment Basin Detail Report
January 1 - December 31, 2019

Totals **Wayne Co/RDFrd/Livonia CSO**

RTB (MG)

13.01

Long-term Control Program being implemented; construction of retention/treatment basin (for elimination of raw sewage & protection of public health) complete & facility is "on-line". The Department agrees that the RTB eliminates raw sewage, protects public health, and protects the physical characteristics standard. A report has been submitted to verify that the RTB protects the dissolved oxygen standard, and is currently under review by the Department. The reissued permit requires independent control of the remaining untreated outfall or alternatively work with GLWA on a regional plan by 2025.

County Totals **Wayne**

RTB (MG)

26728.53

Report Totals

RTB (MG)

29420.20

MG = million gallons

RTB discharges are as a result of wet weather. Dry weather RTB discharges are classified as SSOs.

MICHIGAN DEPARTMENT OF ENVIRONMENT, GREAT LAKES, AND ENERGY

Sanitary Sewage Overflow Detail Report
January 1 - December 31, 2019

Alger

Munising WWTP

Munising WWTP

Submission ID. **HNV-3J54-B0PGK**
Permit **MI0020044**

Start Day	Start Time	End Day	End Time
11/6/2019	10:35:00 AM	11/6/2019	11:00:00 AM

Waterbody: Anna River

RTB (MG)	Raw Sewage (MG)	Partially Treated (MG)	Dilute Raw Sewage (MG)
	0.000400		

Location: Stormwater Discharge

Cause: The main interceptor to the WWTP had a blockage caused by rags and visquene. The flow was observed leaving a sanitary sewer manhole and going straight to ground and then flowed into an open stormwater manhole. The raw sewage was contained within the Munising WWTP property lines on the ground.

EGLE Action: No additional action taken at this time

Totals Munising WWTP

RTB (MG)	Raw Sewage (MG)	Partially Treated (MG)	Dilute Raw Sewage (MG)
	0.00040		

County Totals Alger

RTB (MG)	Raw Sewage (MG)	Partially Treated (MG)	Dilute Raw Sewage (MG)
	0.00040		

MG = million gallons

MICHIGAN DEPARTMENT OF ENVIRONMENT, GREAT LAKES, AND ENERGY

Sanitary Sewage Overflow Detail Report
January 1 - December 31, 2019

Allegan

Plainwell CM

Plainwell CM

Submission ID. **HNR-W2Y1-KKSY9**

Start Day	Start Time	End Day	End Time
8/7/2019	3:00:00 PM	8/7/2019	4:00:00 PM

Waterbody: Kalamazoo River

RTB (MG)	Raw Sewage (MG)	Partially Treated (MG)	Dilute Raw Sewage (MG)
	0.000030		

Cause: Sewer line broke on Sherwood street. Sewer line was running threw a manhole connected to storm water.

EGLE Action: Event reviewed and evaluated for proper remediation.

Totals Plainwell CM

RTB (MG)	Raw Sewage (MG)	Partially Treated (MG)	Dilute Raw Sewage (MG)
	0.00003		

MG = million gallons

MICHIGAN DEPARTMENT OF ENVIRONMENT, GREAT LAKES, AND ENERGY

Sanitary Sewage Overflow Detail Report
January 1 - December 31, 2019

Shangrai La MHC

Shangrai La MHC

Submission ID. **HNM-PMC5-NRZVT**
Permit **GW1110474**

Start Day	Start Time	End Day	End Time
2/15/2019	4:00:00 PM	2/18/2019	12:00:00 PM

RTB (MG)	Raw Sewage (MG)	Partially Treated (MG)	Dilute Raw Sewage (MG)
		0.00050	

Location: West Drainfield

Cause: Discharge was septic tank effluent ponded on the ground surface in the drainfield. <500 gallons were present on the ground surface. The park owner believes the system was hydraulically overloaded due to residents running their water. The drainfield was unable to handle the hydraulic load.

EGLE Action: Event reviewed by DEQ staff

Shangrai La MHC

Submission ID. **HNR-QF1P-9SYB2**
Permit **GW1110474**

Start Day	Start Time	End Day	End Time
8/2/2019	10:30:00 AM	8/20/2019	5:45:00 PM

RTB (MG)	Raw Sewage (MG)	Partially Treated (MG)	Dilute Raw Sewage (MG)
		0.00050	

Location: West drainfield

Cause: The SW corner of the remote drainfield is ponded septic tank effluent at the ground surface. Cause is unknown at this time. Land area affected is ~1000 sq.ft. The amount of effluent on the ground surface is <500 gallons. A complaint was filed with Allegan County H.D. Our office was notified at 3:16pm on 8/1/19. Our staff was onsite to investigate and confirm with the LHD at 10:30am on 8/2/19.

EGLE Action: Event reviewed and remediated.

Totals Shangrai La MHC

RTB (MG)	Raw Sewage (MG)	Partially Treated (MG)	Dilute Raw Sewage (MG)
		0.00100	

MG = million gallons

MICHIGAN DEPARTMENT OF ENVIRONMENT, GREAT LAKES, AND ENERGY

Sanitary Sewage Overflow Detail Report
January 1 - December 31, 2019

County Totals **Allegan**

RTB (MG)	Raw Sewage (MG)	Partially Treated (MG)	Dilute Raw Sewage (MG)
	0.00003	0.00100	

Alpena

Alpena Township CM

Alpena Township CM

Submission ID. **HNQ-V5N6-86J74**

Start Day	Start Time	End Day	End Time
6/26/2019	2:00:00 PM	6/26/2019	2:15:00 PM

Waterbody: Mud Creek

RTB (MG)	Raw Sewage (MG)	Partially Treated (MG)	Dilute Raw Sewage (MG)
	0.003082		

Cause: A contractor drove a pylon into the four inch force main located beneath the creek bed at mud creek.

EGLE Action: A compliance communication was issued to the township (CC-002107).

Totals **Alpena Township CM**

RTB (MG)	Raw Sewage (MG)	Partially Treated (MG)	Dilute Raw Sewage (MG)
	0.00308		

County Totals **Alpena**

RTB (MG)	Raw Sewage (MG)	Partially Treated (MG)	Dilute Raw Sewage (MG)
	0.00308		

MG = million gallons

MICHIGAN DEPARTMENT OF ENVIRONMENT, GREAT LAKES, AND ENERGY

Sanitary Sewage Overflow Detail Report
January 1 - December 31, 2019

Antrim

Shanty Creek Resort WWTF

Shanty Creek Resort WWTF

Submission ID. **HNP-K16C-27NMH**
Permit **GW1810155**

Start Day	Start Time	End Day	End Time
5/1/2019	3:00:00 PM	5/1/2019	4:28:00 PM

Rain(in.) = 0.5

RTB (MG)	Raw Sewage (MG)	Partially Treated (MG)	Dilute Raw Sewage (MG)
			0.00010

Location: Legends Lift Station

Cause: Failure of pumps at lift station, minimal diluted sewage overflowed onto ground

EGLE Action: A Compliance Communication was sent to address the discharge

Totals Shanty Creek Resort WWTF

RTB (MG)	Raw Sewage (MG)	Partially Treated (MG)	Dilute Raw Sewage (MG)
			0.00010

County Totals **Antrim**

RTB (MG)	Raw Sewage (MG)	Partially Treated (MG)	Dilute Raw Sewage (MG)
			0.00010

MG = million gallons

MICHIGAN DEPARTMENT OF ENVIRONMENT, GREAT LAKES, AND ENERGY

Sanitary Sewage Overflow Detail Report
January 1 - December 31, 2019

Barry

Middleville WWTP

Middleville WWTP

Submission ID. **HNN-BP67-QFT0Q**

Start Day	Start Time	End Day	End Time
3/16/2019	5:00:00 PM	3/17/2019	4:00:00 AM

Waterbody: Thornapple River

RTB (MG)	Raw Sewage (MG)	Partially Treated (MG)	Dilute Raw Sewage (MG)
	0.005000		

Location: Thornapple River upstream of dam

Cause: an 8" sanitary sewer main collapsed and backed up

EGLE Action: None at this time.

Totals Middleville WWTP

RTB (MG)	Raw Sewage (MG)	Partially Treated (MG)	Dilute Raw Sewage (MG)
	0.00500		

County Totals Barry

RTB (MG)	Raw Sewage (MG)	Partially Treated (MG)	Dilute Raw Sewage (MG)
	0.00500		

MG = million gallons

MICHIGAN DEPARTMENT OF ENVIRONMENT, GREAT LAKES, AND ENERGY

Sanitary Sewage Overflow Detail Report
January 1 - December 31, 2019

Berrien

Berrien Springs WWTP

Berrien Springs WWTP

Submission ID. **HNP-8VEG-ZMD4Z**
Permit **MIG570000**

Start Day	Start Time	End Day	End Time
4/23/2019	7:00:00 AM	4/23/2019	8:30:00 AM

Rain(in.) = 0.13

RTB (MG)	Raw Sewage (MG)	Partially Treated (MG)	Dilute Raw Sewage (MG)
	0.001000		

Location: WWTP property

Cause: Power issue control failure due to lightning storm,wet well overflow.

EGLE Action: No Additional Action Taken at this Time. Municipality adding backup alarms

Totals Berrien Springs WWTP

RTB (MG)	Raw Sewage (MG)	Partially Treated (MG)	Dilute Raw Sewage (MG)
	0.00100		

MG = million gallons

MICHIGAN DEPARTMENT OF ENVIRONMENT, GREAT LAKES, AND ENERGY

Sanitary Sewage Overflow Detail Report
January 1 - December 31, 2019

Chikaming Township CM

Chikaming Township CM

Submission ID. **HNN-8HXA-NXWHB**
Permit **M10027987**

Start Day	Start Time	End Day	End Time
3/13/2019	9:45:00 PM	3/13/2019	10:00:00 PM

Rain(in.) = 0.28

RTB (MG)	Raw Sewage (MG)	Partially Treated (MG)	Dilute Raw Sewage (MG)
	0.000200		

Location: Lift station 21A

Cause: Lift station failure due to failed phase converter causing overflow at lift station 21A.

EGLE Action: No additional action taken at this time

Totals Chikaming Township CM

RTB (MG)	Raw Sewage (MG)	Partially Treated (MG)	Dilute Raw Sewage (MG)
	0.00020		

GRSD Sewer Authority WRRF

GRSD Sewer Authority WRRF

Submission ID. **HNQ-NMFZ-F578Q**
Permit **MI0027987**

Start Day	Start Time	End Day	End Time
6/18/2019	1:30:00 PM	6/18/2019	6:00:00 PM

Waterbody: storm drain that lead to Lake Michigan

RTB (MG)	Raw Sewage (MG)	Partially Treated (MG)	Dilute Raw Sewage (MG)
	0.005400		

Location: force main break between Oak lane and Wood lane on Red Arrow Hwy

Cause: break in the 16 inches duct-tile iron force main pipe from lift station #6

EGLE Action: A Violation Notice was sent to address discharge

MG = million gallons

MICHIGAN DEPARTMENT OF ENVIRONMENT, GREAT LAKES, AND ENERGY

Sanitary Sewage Overflow Detail Report
January 1 - December 31, 2019

GRSD Sewer Authority WRRF

Submission ID. **HNQ-NKTW-EB9J1**
Permit **MI0027987**

Start Day	Start Time	End Day	End Time
6/19/2019	8:00:00 AM	6/19/2019	6:00:00 PM

Waterbody: the storm drain that lead to Lake Michigan

RTB (MG)	Raw Sewage (MG)	Partially Treated (MG)	Dilute Raw Sewage (MG)
	0.024000		

Location: Lift station #6 force main

Cause: lift station #6 force main break, hole in the top of the pipe.

EGLE Action: A Violation Notice was sent to address discharge

Totals GRSD Sewer Authority WRRF

RTB (MG)	Raw Sewage (MG)	Partially Treated (MG)	Dilute Raw Sewage (MG)
	0.02940		

Lake Charter Township CM

Lake Charter Township CM

Submission ID. **HNP-ECSH-VCDZM**
Permit **MI0027987**

Start Day	Start Time	End Day	End Time
5/1/2019	8:21:00 AM	5/1/2019	2:01:00 PM

Rain(in.) = 2.9

Waterbody: storm drain that lead to the painterville drai

RTB (MG)	Raw Sewage (MG)	Partially Treated (MG)	Dilute Raw Sewage (MG)
	0.017000		

Location: manhole in front of Mike Fun Park

Cause: manhole that was overwhelmed with flow, which ended in an SSO

EGLE Action: Municipalities reviewing I&I issues through Asset Management, EGLE Staff will follow up on progress

MG = million gallons

MICHIGAN DEPARTMENT OF ENVIRONMENT, GREAT LAKES, AND ENERGY

Sanitary Sewage Overflow Detail Report
January 1 - December 31, 2019

Totals Lake Charter Township CM

RTB (MG)	Raw Sewage (MG)	Partially Treated (MG)	Dilute Raw Sewage (MG)
	0.01700		

Lincoln Township CM-Berrien Co

Lincoln Township CM-Berrien Co

Submission ID. **HNR-NRF6-1KZ6B**

Start Day	Start Time	End Day	End Time
7/30/2019	2:30:00 PM	7/30/2019	2:50:00 PM

RTB (MG)	Raw Sewage (MG)	Partially Treated (MG)	Dilute Raw Sewage (MG)
	0.000700		

Location: Lift Station #19

Cause: Hose came off of brand new 4 inch barbed CAM lock connector (while by-passing lift station for updates).

EGLE Action: No Additional Action Taken at this Time

Totals Lincoln Township CM-Berrien Co

RTB (MG)	Raw Sewage (MG)	Partially Treated (MG)	Dilute Raw Sewage (MG)
	0.00070		

MG = million gallons

MICHIGAN DEPARTMENT OF ENVIRONMENT, GREAT LAKES, AND ENERGY

Sanitary Sewage Overflow Detail Report
January 1 - December 31, 2019

New Buffalo Township CM

New Buffalo Township CM

Submission ID. **HNP-FY13-FDAMW**
Permit **MI0027987**

Start Day	Start Time	End Day	End Time
5/1/2019	10:45:00 AM	5/1/2019	7:02:00 PM

Rain(in.) = 2.9

Waterbody: storm drain that lead to the galien river

RTB (MG)	Raw Sewage (MG)	Partially Treated (MG)	Dilute Raw Sewage (MG)
	0.014910		

Location: Community Hall Rd Manhole about 800 feet east of red arrow hwy

Cause: lift station #1 was hydraulic overloaded, could not keep up with the flow that heavy

EGLE Action: Enter Violation, Follow up on I&I Removal program

Totals New Buffalo Township CM

RTB (MG)	Raw Sewage (MG)	Partially Treated (MG)	Dilute Raw Sewage (MG)
	0.01491		

Southwest Michigan Regional Sanitary Sewer and Water Auth CM

Southwest Michigan Regional Sanitary Sewer and Water Auth CM

Submission ID. **HNN-0W3T-WVP70**

Start Day	Start Time	End Day	End Time
3/2/2019	2:30:00 PM	3/2/2019	5:30:00 PM

RTB (MG)	Raw Sewage (MG)	Partially Treated (MG)	Dilute Raw Sewage (MG)
	0.007000		

Location: City of St. Joseph; on sewer easement located east of Langley Ave, west of the St. Joseph River, and north of Manley Ct

Cause: Forcemain Break

EGLE Action: Authority has applied for a construction permit to replace the failing force main and construction is scheduled for April 2019.

MG = million gallons

MICHIGAN DEPARTMENT OF ENVIRONMENT, GREAT LAKES, AND ENERGY

Sanitary Sewage Overflow Detail Report
January 1 - December 31, 2019

Southwest Michigan Regional Sanitary Sewer and Water Auth CM

Submission ID. **HNP-5YPV-N2P08**

Start Day	Start Time	End Day	End Time
4/20/2019	8:00:00 AM	4/20/2019	10:45:00 AM

RTB (MG)	Raw Sewage (MG)	Partially Treated (MG)	Dilute Raw Sewage (MG)
	0.003000		

Cause: forcemain break

EGLE Action: No Additional Action Taken at this Time

Southwest Michigan Regional Sanitary Sewer and Water Auth CM

Submission ID. **HNP-NDAX-D8TRE**

Start Day	Start Time	End Day	End Time
5/9/2019	5:30:00 PM	5/9/2019	8:00:00 PM

Waterbody: No surface water impacted.

RTB (MG)	Raw Sewage (MG)	Partially Treated (MG)	Dilute Raw Sewage (MG)
	0.060000		

Cause: forcemain break

EGLE Action: Corrective Action plan already in place.

Totals Southwest Michigan Regional Sanitary Sewer and Water Auth CM

RTB (MG)	Raw Sewage (MG)	Partially Treated (MG)	Dilute Raw Sewage (MG)
	0.07000		

MG = million gallons

MICHIGAN DEPARTMENT OF ENVIRONMENT, GREAT LAKES, AND ENERGY

Sanitary Sewage Overflow Detail Report
January 1 - December 31, 2019

St Joseph CM

St Joseph CM

Submission ID. **HNV-34YK-P5MQH**

Start Day	Start Time	End Day	End Time
10/31/2019	5:40:00 PM	10/31/2019	9:02:00 PM

Rain(in.) = 1.41

Waterbody: Morrison Channel

RTB (MG)	Raw Sewage (MG)	Partially Treated (MG)	Dilute Raw Sewage (MG)
			0.00100

Location: Near CSO 005 Outfall

Cause: A small volume of diluted sanitary discharge reached surface through the space between the vertical rim and frame of a sanitary manhole structure due to surcharging of sanitary sewer. Flow unable to be released at CSO 005 chamber because flapper at CSO overflow structure was braced shut when cleaning debris from chamber after the last CSO event on September 29, 2019. Bracing removed on 11/6/19 when discovered by City staff. This was originally reported as a CSO overflow.

EGLE Action: No further action at this time

Totals St Joseph CM

RTB (MG)	Raw Sewage (MG)	Partially Treated (MG)	Dilute Raw Sewage (MG)
			0.00100

MG = million gallons

MICHIGAN DEPARTMENT OF ENVIRONMENT, GREAT LAKES, AND ENERGY

Sanitary Sewage Overflow Detail Report
January 1 - December 31, 2019

Wheatberry Restaurant & Tavern

Wheatberry Restaurant & Tavern

Submission ID. **HNR-3VTE-EVRZX**
Permit **MI0022489**

Start Day	Start Time	End Day	End Time
7/8/2019	12:05:00 PM	7/8/2019	1:00:00 AM

RTB (MG)	Raw Sewage (MG)	Partially Treated (MG)	Dilute Raw Sewage (MG)
	0.000030		

Location: Wheatberry Resturant and Tavern Lift Station

Cause: Priv lift station failure that led to an overflow of approximately 35 gallons.

EGLE Action: Violation Notice was sent

Totals **Wheatberry Restaurant & Tavern**

RTB (MG)	Raw Sewage (MG)	Partially Treated (MG)	Dilute Raw Sewage (MG)
	0.00003		

County Totals **Berrien**

RTB (MG)	Raw Sewage (MG)	Partially Treated (MG)	Dilute Raw Sewage (MG)
	0.13324		**0.00100**

MG = million gallons

MICHIGAN DEPARTMENT OF ENVIRONMENT, GREAT LAKES, AND ENERGY

Sanitary Sewage Overflow Detail Report
January 1 - December 31, 2019

Calhoun

Battle Creek CM

Battle Creek CM

Submission ID. **HNM-WW6F-HBYVC**

Start Day	Start Time	End Day	End Time
2/27/2019	1:23:00 PM	2/27/2019	1:36:00 PM

RTB (MG)	Raw Sewage (MG)	Partially Treated (MG)	Dilute Raw Sewage (MG)
	0.000150		

Cause: Raw sewage from a plugged mainline sewer serving an apartment complex.

EGLE Action: Event reviewed and future actions addressed to prevent/minimize occurrence.

Totals Battle Creek CM

RTB (MG)	Raw Sewage (MG)	Partially Treated (MG)	Dilute Raw Sewage (MG)
	0.00015		

MG = million gallons

MICHIGAN DEPARTMENT OF ENVIRONMENT, GREAT LAKES, AND ENERGY

Sanitary Sewage Overflow Detail Report
January 1 - December 31, 2019

Westrock BOD Battle Creek

Westrock BOD Battle Creek

Submission ID. **HNV-WXJD-07508**
Permit **MIS111999**

Start Day	Start Time	End Day	End Time
12/9/2019	1:00:00 PM	12/9/2019	1:45:00 PM

Waterbody: Pond on NE side of property

RTB (MG)	Raw Sewage (MG)	Partially Treated (MG)	Dilute Raw Sewage (MG)
			0.00050

Location: A

Cause: Pipe rupture releasing sanitary sewage and process wastewater.

EGLE Action: Event evaluated and addressed.

Totals Westrock BOD Battle Creek

RTB (MG)	Raw Sewage (MG)	Partially Treated (MG)	Dilute Raw Sewage (MG)
			0.00050

County Totals Calhoun

RTB (MG)	Raw Sewage (MG)	Partially Treated (MG)	Dilute Raw Sewage (MG)
	0.00015		**0.00050**

MG = million gallons

MICHIGAN DEPARTMENT OF ENVIRONMENT, GREAT LAKES, AND ENERGY

Sanitary Sewage Overflow Detail Report
January 1 - December 31, 2019

Cass

Cass Co-Lakes Area SA WWTP

Cass Co-Lakes Area SA WWTP

Submission ID. **HNK-T5S4-3QTCJ**
Permit **MI0058623**

Start Day	Start Time	End Day	End Time
1/1/2019	12:00:00 PM	1/13/2019	12:30:00 PM

RTB (MG)	Raw Sewage (MG)	Partially Treated (MG)	Dilute Raw Sewage (MG)
	0.005000		

Location: MH #B-8

Cause: An Air Release Valve had an internal mechanism fail or get jammed with debris. This caused the ARV's discharge spout to begin leaking slowly. Based on eye witness testimony, we believe the ARV may have been leaking for up to two weeks, but was only clearly identified as leaking raw sewage onto the ground on the morning of January 13.

EGLE Action: Authority will be manually operating some ARV's manually, No Further action at this time.

Cass Co-Lakes Area SA WWTP

Submission ID. **HNS-NZHQ-HZKD3**
Permit **MI0058623**

Start Day	Start Time	End Day	End Time
9/9/2019	4:30:00 PM	9/10/2019	4:30:00 PM

RTB (MG)	Raw Sewage (MG)	Partially Treated (MG)	Dilute Raw Sewage (MG)
	0.000050		

Location: Lift Station #4 Valve

Cause: An isolation valve on the concrete pad at the lift station has developed a leak and is leaking slowly out of the valve casing. This leakage is running along the concrete to a grassy area behind the lift station

EGLE Action: No Further Action Taken at this time.

MG = million gallons

MICHIGAN DEPARTMENT OF ENVIRONMENT, GREAT LAKES, AND ENERGY

Sanitary Sewage Overflow Detail Report
January 1 - December 31, 2019

Cass Co-Lakes Area SA WWTP

Submission ID. **HNS-REVS-99XWF**
Permit **MI0058623**

Start Day	Start Time	End Day	End Time
9/12/2019	5:00:00 PM	9/14/2019	3:00:00 PM

Rain(in.) = 0.2

RTB (MG)	Raw Sewage (MG)	Partially Treated (MG)	Dilute Raw Sewage (MG)
	0.000500		

Cause: Leaking gravity line that is the customers service lateral. We think either directional boring hit the PVC pipe or heavy equipment drove over the top of it and crushed or partially crushed the pipe.

EGLE Action: No Additional Action taken at this Time

Cass Co-Lakes Area SA WWTP

Submission ID. **HNV-H4QB-TWAJX**
Permit **MI0058623**

Start Day	Start Time	End Day	End Time
11/23/2019	6:00:00 PM	11/24/2019	10:30:00 AM

Waterbody: Gravel Lake and Vincent Drain

RTB (MG)	Raw Sewage (MG)	Partially Treated (MG)	Dilute Raw Sewage (MG)
	0.009000		

Cause: Staff received an alarm call on Friday morning for an RVS failure on both pumps at LS #1. This is not uncommon. Fluctuating voltages can cause this. It had been in the plans to stop at the station and perform a simple reset of the RVS's. Staff failed to complete this before leaving for the day. Normally, this would not have been an issue or have been forgotten about. Our Sensaphone 400 dialers typically call every hour as long as their is still an active alarm. The dialer never called back after Friday morning and staff did not realize what was happening until being informed of the spill Sunday morning.

EGLE Action: Violation Notice sent to address discharge

Totals Cass Co-Lakes Area SA WWTP

RTB (MG)	Raw Sewage (MG)	Partially Treated (MG)	Dilute Raw Sewage (MG)
	0.01455		

MG = million gallons

MICHIGAN DEPARTMENT OF ENVIRONMENT, GREAT LAKES, AND ENERGY

Sanitary Sewage Overflow Detail Report
January 1 - December 31, 2019

Cassopolis CM

Cassopolis CM

Submission ID. **HNS-DE94-7GDA3**

Start Day	Start Time	End Day	End Time
8/22/2019	2:30:00 PM	8/22/2019	4:30:00 PM

RTB (MG)	Raw Sewage (MG)	Partially Treated (MG)	Dilute Raw Sewage (MG)
	0.030000		

Location: Major Street

Cause: Accidentally hit by directional boring company contracted by Semco Energy.

EGLE Action: No Further Action Taken at this Time

Totals Cassopolis CM

RTB (MG)	Raw Sewage (MG)	Partially Treated (MG)	Dilute Raw Sewage (MG)
	0.03000		

Porter Twp WWTP

Porter Twp WWTP

Submission ID. **HNT-RMV5-V726M**

Permit **MIG570222**

Start Day	Start Time	End Day	End Time
10/23/2019	8:40:00 AM	10/23/2019	9:30:00 AM

RTB (MG)	Raw Sewage (MG)	Partially Treated (MG)	Dilute Raw Sewage (MG)
	0.001500		

Cause: 1/4" hole in pvc plastic pipe. Possible damage due to past directional boring of electrical line.

EGLE Action: No Further Action Taken at this Time

MG = million gallons

MICHIGAN DEPARTMENT OF ENVIRONMENT, GREAT LAKES, AND ENERGY

Sanitary Sewage Overflow Detail Report
January 1 - December 31, 2019

Totals **Porter Twp WWTP**

RTB (MG)	Raw Sewage (MG)	Partially Treated (MG)	Dilute Raw Sewage (MG)
	0.00150		

Sister Lakes Area Util Auth CM

Sister Lakes Area Util Auth CM

Submission ID. **HNS-5KEJ-WNQNQ**

Start Day	Start Time	End Day	End Time
8/19/2019	4:45:00 PM	8/19/2019	6:00:00 PM

RTB (MG)	Raw Sewage (MG)	Partially Treated (MG)	Dilute Raw Sewage (MG)
	0.000100		

Cause: Liquid Sewage, No Solids - From Residential Area Sanitary Sewer; Reason for discharge Sewer Pipe Blockage

EGLE Action: No Further Action at this Time

Sister Lakes Area Util Auth CM

Submission ID. **HNS-5MFD-B49BW**

Start Day	Start Time	End Day	End Time
8/19/2019	6:45:00 PM	8/19/2019	6:45:00 PM

RTB (MG)	Raw Sewage (MG)	Partially Treated (MG)	Dilute Raw Sewage (MG)
	0.000010		

Location: Round Lake Boat Ramp Parking off M-152

Cause: Liquid Sewage, No Solids, from liquid tank portion of Vactor truck.; Valve on Vactor truck opened slightly when discharge hose unrolled and caught under the passenger side back wheel while turning around

EGLE Action: No Additional Actions Taken at this Time

MG = million gallons

MICHIGAN DEPARTMENT OF ENVIRONMENT, GREAT LAKES, AND ENERGY

Sanitary Sewage Overflow Detail Report
January 1 - December 31, 2019

Sister Lakes Area Util Auth CM

Submission ID. **HNT-8S7Q-D2EB4**

Start Day	Start Time	End Day	End Time
10/3/2019	4:30:00 PM	10/3/2019	6:00:00 PM

Waterbody: wetland

RTB (MG)	Raw Sewage (MG)	Partially Treated (MG)	Dilute Raw Sewage (MG)
	0.003500		

Location: 600 ft North of County Line Rd/Karl St on M152 - East side of road, shoulder

Cause: Reason MDOT hit 8" force main while installing guardrails along ROW

EGLE Action: No Further Action Taken at this Time

Totals Sister Lakes Area Util Auth CM

RTB (MG)	Raw Sewage (MG)	Partially Treated (MG)	Dilute Raw Sewage (MG)
	0.00361		

County Totals Cass

RTB (MG)	Raw Sewage (MG)	Partially Treated (MG)	Dilute Raw Sewage (MG)
	0.04966		

MG = million gallons

MICHIGAN DEPARTMENT OF ENVIRONMENT, GREAT LAKES, AND ENERGY

Sanitary Sewage Overflow Detail Report
January 1 - December 31, 2019

Charlevoix

Boyne City WWTP

Boyne City WWTP

Submission ID. **HNR-D1AZ-RVY9Q**

Start Day	Start Time	End Day	End Time
7/19/2019	11:30:00 AM	7/19/2019	12:02:00 AM

RTB (MG)	Raw Sewage (MG)	Partially Treated (MG)	Dilute Raw Sewage (MG)
	0.000300		

Cause: A contractor was boring in a new sewer line parallel to the existing sewer force main from Boyne mountain and hit the existing force main
EGLE Action: Worked with the POTW to ensure remediation was completed. No further action was taken.

Totals Boyne City WWTP

RTB (MG)	Raw Sewage (MG)	Partially Treated (MG)	Dilute Raw Sewage (MG)
	0.00030		

County Totals Charlevoix

RTB (MG)	Raw Sewage (MG)	Partially Treated (MG)	Dilute Raw Sewage (MG)
	0.00030		

MG = million gallons

MICHIGAN DEPARTMENT OF ENVIRONMENT, GREAT LAKES, AND ENERGY

Sanitary Sewage Overflow Detail Report
January 1 - December 31, 2019

Cheboygan

Cheboygan CM

Cheboygan CM

Submission ID. **HNN-H39Y-4TP0T**
Permit **MI0020303**

Start Day	Start Time	End Day	End Time
3/22/2019	11:00:00 AM	3/22/2019	12:30:00 PM

RTB (MG)	Raw Sewage (MG)	Partially Treated (MG)	Dilute Raw Sewage (MG)
			0.01300

Location: Ground

Cause: Pump Station overwhelmed and flooded. ; Septic Hauler, 6 inch Pump, and (2) 2 inch pumps were maintaining the wet well level by pumping to man hole with gravity flow.; We did not have enough discharge hose to pump the dry well containing the flooded pumps. The volume of water in the Dry Pit was pumped onto the ground in the parking area.

EGLE Action: No further action taken at this time

Totals Cheboygan CM

RTB (MG)	Raw Sewage (MG)	Partially Treated (MG)	Dilute Raw Sewage (MG)
			0.01300

County Totals Cheboygan

RTB (MG)	Raw Sewage (MG)	Partially Treated (MG)	Dilute Raw Sewage (MG)
			0.01300

MG = million gallons

MICHIGAN DEPARTMENT OF ENVIRONMENT, GREAT LAKES, AND ENERGY

Sanitary Sewage Overflow Detail Report
January 1 - December 31, 2019

Chippewa

Kinross Twp WWTP

Kinross Twp WWTP

Submission ID. **HNQ-PD6W-CF2NR**

Start Day	Start Time	End Day	End Time
6/21/2019	10:00:00 AM	6/21/2019	11:00:00 AM

RTB (MG)	Raw Sewage (MG)	Partially Treated (MG)	Dilute Raw Sewage (MG)
	0.000050		

Cause: Twp owned sewer main backed up. Prison owned liftstation kept pumping into blocked main.

EGLE Action: No further action taken at this time

Totals Kinross Twp WWTP

RTB (MG)	Raw Sewage (MG)	Partially Treated (MG)	Dilute Raw Sewage (MG)
	0.00005		

County Totals Chippewa

RTB (MG)	Raw Sewage (MG)	Partially Treated (MG)	Dilute Raw Sewage (MG)
	0.00005		

MG = million gallons

MICHIGAN DEPARTMENT OF ENVIRONMENT, GREAT LAKES, AND ENERGY

Sanitary Sewage Overflow Detail Report
January 1 - December 31, 2019

Clinton

Bath Charter Township CM

Bath Charter Township CM

Submission ID. **HNN-CCP3-3DRJQ**
Permit **MI0021008**

Start Day	Start Time	End Day	End Time
3/15/2019	3:45:00 PM	3/15/2019	5:00:00 PM

RTB (MG)	Raw Sewage (MG)	Partially Treated (MG)	Dilute Raw Sewage (MG)
	0.005000		

Cause: Force Main was broke, we diverted the flow directly into the sewer manhole nearby, and applied lime to the effected area for lime stabilization.
EGLE Action: Forcemain was satisfactorily repaired.

Totals Bath Charter Township CM

RTB (MG)	Raw Sewage (MG)	Partially Treated (MG)	Dilute Raw Sewage (MG)
	0.00500		

DeWitt Township CM

DeWitt Township CM

Submission ID. **HNQ-ED55-DJ4RD**
Permit **MI0021008**

Start Day	Start Time	End Day	End Time
6/10/2019	8:30:00 AM	6/10/2019	10:30:00 AM

Rain(in.) = 1.63

RTB (MG)	Raw Sewage (MG)	Partially Treated (MG)	Dilute Raw Sewage (MG)
			0.01200

Cause: The Discharge was caused by extremely high flows, due to a rain event.
EGLE Action: A violation Notice is being drafted to address the discharges

MG = million gallons

MICHIGAN DEPARTMENT OF ENVIRONMENT, GREAT LAKES, AND ENERGY

Sanitary Sewage Overflow Detail Report
January 1 - December 31, 2019

DeWitt Township CM

Submission ID. **HNQ-EE47-SQ08V**
Permit **MI0021008**

Start Day	Start Time	End Day	End Time
6/10/2019	8:30:00 AM	6/10/2019	2:30:00 AM

Rain(in.) = 1.67
Waterbody: Prairie Gunderman Drain

RTB (MG)	Raw Sewage (MG)	Partially Treated (MG)	Dilute Raw Sewage (MG)
			0.10800

Cause: The Discharge was caused from a heavy rain event, that had overwhelmed our sewer system.
EGLE Action: A violation Notice is being drafted to address the discharges

DeWitt Township CM

Submission ID. **HNQ-NHRY-P5FMH**
Permit **MI0021008**

Start Day	Start Time	End Day	End Time
6/20/2019	6:30:00 AM	6/20/2019	6:50:00 AM

Waterbody: Land surface only

RTB (MG)	Raw Sewage (MG)	Partially Treated (MG)	Dilute Raw Sewage (MG)
			0.00500

Cause: Extremely high flows were caused from a big rain event that dropped 2" of rain overwhelming our collection system.
EGLE Action: A violation Notice is being drafted to address the discharges

DeWitt Township CM

Submission ID. **HNQ-P86J-C68GE**
Permit **MI0021008**

Start Day	Start Time	End Day	End Time
6/20/2019	6:50:00 AM	6/20/2019	9:08:00 PM

Rain(in.) = 2
Waterbody: Prairie Gunderman Drain

RTB (MG)	Raw Sewage (MG)	Partially Treated (MG)	Dilute Raw Sewage (MG)
			0.23400

Location: No Outfall
Cause: The discharge was caused by a heavy rain event that had overwhelmed our our collection system.
EGLE Action: A violation Notice is being drafted to address the discharges

MG = million gallons

MICHIGAN DEPARTMENT OF ENVIRONMENT, GREAT LAKES, AND ENERGY

Sanitary Sewage Overflow Detail Report
January 1 - December 31, 2019

Totals	DeWitt Township CM				
		RTB (MG)	Raw Sewage (MG)	Partially Treated (MG)	Dilute Raw Sewage (MG)
					0.35900

County Totals	Clinton				
		RTB (MG)	Raw Sewage (MG)	Partially Treated (MG)	Dilute Raw Sewage (MG)
			0.00500		0.35900

MG = million gallons

MICHIGAN DEPARTMENT OF ENVIRONMENT, GREAT LAKES, AND ENERGY

Sanitary Sewage Overflow Detail Report
January 1 - December 31, 2019

Crawford

Arauco-Grayling

Arauco-Grayling

Submission ID. **HNM-KDX0-VNNEP**

Start Day	Start Time	End Day	End Time
2/15/2019	10:00:00 AM	2/15/2019	11:00:00 AM

Waterbody: No surface water impacted

RTB (MG)	Raw Sewage (MG)	Partially Treated (MG)	Dilute Raw Sewage (MG)
			0.00750

Location: Service Line Manhole

Cause: A holding tank filled with tap water inside of the facility was emptied this morning. Shortly after this a facility employee noticed water coming from one of the service line manholes. Upon inspection of the next downstream manhole a testing plug from the construction process was identified.

EGLE Action: Test plug removed and normal operations restored. No further action needed.

Totals Arauco-Grayling

RTB (MG)	Raw Sewage (MG)	Partially Treated (MG)	Dilute Raw Sewage (MG)
			0.00750

County Totals Crawford

RTB (MG)	Raw Sewage (MG)	Partially Treated (MG)	Dilute Raw Sewage (MG)
			0.00750

MG = million gallons

MICHIGAN DEPARTMENT OF ENVIRONMENT, GREAT LAKES, AND ENERGY

Sanitary Sewage Overflow Detail Report
January 1 - December 31, 2019

Delta

Escanaba Paper Co

Escanaba Paper Co

Submission ID. **HNR-4JTH-KYXMT**
Permit **MI0000027**

Start Day	Start Time	End Day	End Time
7/4/2019	11:00:00 AM	7/8/2019	11:00:00 AM

Waterbody: Escanaba River

RTB (MG)	Raw Sewage (MG)	Partially Treated (MG)	Dilute Raw Sewage (MG)
			0.01200

Cause: Please see the attached media advisory that was submitted to the Escanaba Daily Press, EGLE, and the local Public Health Department.
EGLE Action: Violation Notice VN-009742 written.

Totals Escanaba Paper Co

RTB (MG)	Raw Sewage (MG)	Partially Treated (MG)	Dilute Raw Sewage (MG)
			0.01200

MG = million gallons

MICHIGAN DEPARTMENT OF ENVIRONMENT, GREAT LAKES, AND ENERGY

Sanitary Sewage Overflow Detail Report
January 1 - December 31, 2019

Gladstone WWTP

Gladstone WWTP

Submission ID. **HNN-E3XE-SVKSQ**
Permit **MI0057676**

Start Day	Start Time	End Day	End Time
3/15/2019	2:00:00 AM	3/15/2019	11:00:00 AM

Waterbody: Buckeye slough

RTB (MG)	Raw Sewage (MG)	Partially Treated (MG)	Dilute Raw Sewage (MG)
			0.00810

Location: M-35 under bypass

Cause: Discharge was combined rainwater, snow melt, and sanitary sewage. Reason for discharge was a motor malfunctioned on one of the two pumps located at the underpass lift station and one pump could not keep up with the flow.

EGLE Action: Site visit. Instructed City staff to lime the area affected by discharge.

Gladstone WWTP

Submission ID. **HNN-WX9D-99SEZ**
Permit **MI0057676**

Start Day	Start Time	End Day	End Time
4/9/2019	8:00:00 AM	4/9/2019	11:00:00 AM

Rain(in.) = 0.55

Waterbody: Buckeye Slough

RTB (MG)	Raw Sewage (MG)	Partially Treated (MG)	Dilute Raw Sewage (MG)
			0.00200

Location: MH338 Highway M-35

Cause: Discharge is combined rainwater, snow melt, and sanitary sewage. Reason for the discharge is the volume of water coming into the underpass lift station is too much for the lift station to handle.

EGLE Action: ACO is being drafted to address the discharges

MG = million gallons

MICHIGAN DEPARTMENT OF ENVIRONMENT, GREAT LAKES, AND ENERGY

Sanitary Sewage Overflow Detail Report
January 1 - December 31, 2019

Gladstone WWTP

Submission ID. **HNP-1M0T-G15CH**
Permit **MI0057676**

Start Day	Start Time	End Day	End Time
4/15/2019	7:30:00 AM	4/15/2019	8:15:00 AM

RTB (MG)	Raw Sewage (MG)	Partially Treated (MG)	Dilute Raw Sewage (MG)
	0.000100		

Location: Underpass lift station.

Cause: Discharge is raw sewage coming from the Underpass Liftstation dicharge line.

EGLE Action: ACO is being drafted to address the discharges

Gladstone WWTP

Submission ID. **HNP-1R89-HF58Z**
Permit **MI0057676**

Start Day	Start Time	End Day	End Time
4/15/2019	12:30:00 PM	4/15/2019	1:45:00 PM

Waterbody: Ditch along Bayshore Drive

RTB (MG)	Raw Sewage (MG)	Partially Treated (MG)	Dilute Raw Sewage (MG)
	0.001000		

Location: Forcemain #15 Clean Out Masonville Twp.

Cause: Discharge was raw sewage from the force main cleanout. The Tacoosh liftstation was shut off temporarily to slow down flows to the underpass liftstation to make repairs to the broken force main. When Tacoosh liftstion was put back on-line, both pumps were running and the flow blew off the clean out cap.

EGLE Action: Follow reporting procedure.

MG = million gallons

MICHIGAN DEPARTMENT OF ENVIRONMENT, GREAT LAKES, AND ENERGY

Sanitary Sewage Overflow Detail Report
January 1 - December 31, 2019

Gladstone WWTP

Submission ID. **HNP-48GM-C9TC9**
Permit **MI0057676**

Start Day	Start Time	End Day	End Time
4/18/2019	8:00:00 AM	4/18/2019	2:30:00 PM

Rain(in.) = 1.25
Waterbody: Ditch along Bayshore Drive

RTB (MG)	Raw Sewage (MG)	Partially Treated (MG)	Dilute Raw Sewage (MG)
	0.000500		

Location: Masonville Township MH #15

Cause: Discharge was diluted raw sewage from the force main cleanout. The discharged occurred when the pipe became dislodged from a fitting about 3 feet below the cleanout cap.

EGLE Action: Violation Notice written to address the damaged manhole.

Totals Gladstone WWTP

RTB (MG)	Raw Sewage (MG)	Partially Treated (MG)	Dilute Raw Sewage (MG)
	0.00160		0.01010

County Totals Delta

RTB (MG)	Raw Sewage (MG)	Partially Treated (MG)	Dilute Raw Sewage (MG)
	0.00160		0.02210

MG = million gallons

MICHIGAN DEPARTMENT OF ENVIRONMENT, GREAT LAKES, AND ENERGY

Sanitary Sewage Overflow Detail Report
January 1 - December 31, 2019

Eaton

Dimondale/Windsor WWTP

Dimondale/Windsor WWTP

Submission ID. **HNR-3SB6-ZBE47**
Permit **MI0053562**

Start Day	Start Time	End Day	End Time
7/8/2019	6:30:00 AM	7/8/2019	12:50:00 PM

RTB (MG)	Raw Sewage (MG)	Partially Treated (MG)	Dilute Raw Sewage (MG)
	0.001000		

Location: 251 S Bridge St

Cause: wetness was noticed on the road during pump cycles. Investigation revealed a small crack on the bell end of a 8" force main. Main was excavated and repaired.

EGLE Action: No further actions were deemed necessary by the department

Totals Dimondale/Windsor WWTP

RTB (MG)	Raw Sewage (MG)	Partially Treated (MG)	Dilute Raw Sewage (MG)
	0.00100		

MG = million gallons

MICHIGAN DEPARTMENT OF ENVIRONMENT, GREAT LAKES, AND ENERGY

Sanitary Sewage Overflow Detail Report
January 1 - December 31, 2019

Grand Ledge WWTP

Grand Ledge WWTP

Submission ID. **HNQ-NH25-KQ2RX**
Permit **MI0020800**

Start Day	Start Time	End Day	End Time
6/20/2019	3:35:00 AM	6/20/2019	5:23:00 PM

Rain(in.) = 2.6
Waterbody: Grand River

RTB (MG)	Raw Sewage (MG)	Partially Treated (MG)	Dilute Raw Sewage (MG)
			0.65200

Location: West River lift station

Cause: Diluted wastewater reason for discharge is excessive rain

EGLE Action: EGLE staff has evaluated the rain event and has determined that the event exceeded the remedial design standard

Grand Ledge WWTP

Submission ID. **HNQ-NH25-KQ2RX**
Permit **MI0020800**

Start Day	Start Time	End Day	End Time
6/20/2019	4:15:00 AM	6/20/2019	11:30:00 PM

Rain(in.) = 2.6
Waterbody: Grand River

RTB (MG)	Raw Sewage (MG)	Partially Treated (MG)	Dilute Raw Sewage (MG)
			1.13000

Location: Manhole #211

Cause: Diluted wastewater reason for discharge is excessive rain

EGLE Action: EGLE staff has evaluated the rain event and has determined that the event exceeded the remedial design standard

MG = million gallons

MICHIGAN DEPARTMENT OF ENVIRONMENT, GREAT LAKES, AND ENERGY

Sanitary Sewage Overflow Detail Report
January 1 - December 31, 2019

Grand Ledge WWTP

Submission ID. **HNW-D86R-510X9**
Permit **MI0020800**

Start Day	Start Time	End Day	End Time
12/30/2019	7:00:00 AM	12/30/2019	9:15:00 AM

Rain(in.) = 2.26
Waterbody: Grand River

RTB (MG)	Raw Sewage (MG)	Partially Treated (MG)	Dilute Raw Sewage (MG)
			0.10706

Location: West River Lift Station

Cause: Diluted waste water discharge is caused by an excessive amount of rain in a short time.

EGLE Action: Precipitation event exceeds remedial design standardsno further action needed

Grand Ledge WWTP

Submission ID. **HNW-D86R-510X9**
Permit **MI0020800**

Start Day	Start Time	End Day	End Time
12/30/2019	8:08:00 AM	12/30/2019	12:00:00 PM

Rain(in.) = 2.28
Waterbody: Grand River

RTB (MG)	Raw Sewage (MG)	Partially Treated (MG)	Dilute Raw Sewage (MG)
			0.38467

Location: Manhole #211

Cause: Diluted waste water discharge, caused by an excessive amount of rain in a short time.

EGLE Action: Precipitation event exceeds remedial design standardsno further action needed

Totals Grand Ledge WWTP

RTB (MG)	Raw Sewage (MG)	Partially Treated (MG)	Dilute Raw Sewage (MG)
			2.27372

MG = million gallons

MICHIGAN DEPARTMENT OF ENVIRONMENT, GREAT LAKES, AND ENERGY

Sanitary Sewage Overflow Detail Report
January 1 - December 31, 2019

County Totals **Eaton**

RTB (MG)	Raw Sewage (MG)	Partially Treated (MG)	Dilute Raw Sewage (MG)
	0.00100		2.27372

MG = million gallons

MICHIGAN DEPARTMENT OF ENVIRONMENT, GREAT LAKES, AND ENERGY

Sanitary Sewage Overflow Detail Report
January 1 - December 31, 2019

Emmet

Harbor Springs Area Sewage

Harbor Springs Area Sewage

Submission ID. **HNQ-Y8FJ-F2MKW**
Permit **GW1810083**

Start Day	Start Time	End Day	End Time
6/28/2019	2:00:00 PM	7/1/2019	11:30:00 AM

Waterbody: McPhee Creek

RTB (MG)	Raw Sewage (MG)	Partially Treated (MG)	Dilute Raw Sewage (MG)
	0.000200		

Location: McPhee Creek

Cause: Excavator dug up 6" Forcemain crimping the pipe. Force Main was improperly marked by MISS DIG staff; ; Bad section was cut out and replaced. Repaired section flange gasket failed causing minor gasket leak.

EGLE Action: Reviewed cause of discharge. Authority will revisit Miss Dig procedures to help prevent future occurrence.

Harbor Springs Area Sewage

Submission ID. **HNT-WKED-Y6FWB**
Permit **GW1810083**

Start Day	Start Time	End Day	End Time
10/29/2019	1:30:00 PM	10/30/2019	7:00:00 AM

RTB (MG)	Raw Sewage (MG)	Partially Treated (MG)	Dilute Raw Sewage (MG)
	0.001000		

Cause: Force main leaking

EGLE Action: Repair to force main was confirmed with facility.

Totals Harbor Springs Area Sewage

RTB (MG)	Raw Sewage (MG)	Partially Treated (MG)	Dilute Raw Sewage (MG)
	0.00120		

MG = million gallons

MICHIGAN DEPARTMENT OF ENVIRONMENT, GREAT LAKES, AND ENERGY

Sanitary Sewage Overflow Detail Report
January 1 - December 31, 2019

Petoskey CM

Petoskey CM

Submission ID. **HNS-WCK0-04VN8**
Permit **MI 0023787**

Start Day	Start Time	End Day	End Time
9/16/2019	1:30:00 PM	9/16/2019	2:30:00 PM

RTB (MG)	Raw Sewage (MG)	Partially Treated (MG)	Dilute Raw Sewage (MG)
	0.001000		

Cause: On September 16, 2019 a sewer overflow was discovered at approximately 1:30 PM at a manhole on a abandoned railroad right-of-way south of Porter Street. Once found the City did a complete cleanup including vacuuming the area and putting lime on the ground. The area was barricaded using caution tape.

EGLE Action: Called Sherrie Elliott and confirmed that required reporting to the health department and newspaper had been made. The discharge had ceased and appropriate clean up had been completed. No further action required.

Totals Petoskey CM

RTB (MG)	Raw Sewage (MG)	Partially Treated (MG)	Dilute Raw Sewage (MG)
	0.00100		

County Totals Emmet

RTB (MG)	Raw Sewage (MG)	Partially Treated (MG)	Dilute Raw Sewage (MG)
	0.00220		

MG = million gallons

MICHIGAN DEPARTMENT OF ENVIRONMENT, GREAT LAKES, AND ENERGY

Sanitary Sewage Overflow Detail Report
January 1 - December 31, 2019

Genesee

Clayton Township CM

Clayton Township CM

Submission ID. **HNQ-NTDD-APRVA**

Start Day	Start Time	End Day	End Time
6/20/2019	3:00:00 PM	6/20/2019	8:00:00 PM

Rain(in.) = 2.8

RTB (MG)	Raw Sewage (MG)	Partially Treated (MG)	Dilute Raw Sewage (MG)
			0.00050

Location: Manhole

Cause: Diluted raw sewage localized overflow from man hole during heavy rain in excess of 2.8 inches.

EGLE Action: none at this time

Clayton Township CM

Submission ID. **HNQ-NTDD-APRVA**

Start Day	Start Time	End Day	End Time
6/20/2019	3:00:00 PM	6/20/2019	8:00:00 PM

Rain(in.) = 2.8

RTB (MG)	Raw Sewage (MG)	Partially Treated (MG)	Dilute Raw Sewage (MG)
			0.00050

Location: Manhole

Cause: Diluted raw sewage localized overflow from man hole during heavy rain in excess of 2.8 inches.

EGLE Action: none at this time

Totals Clayton Township CM

RTB (MG)	Raw Sewage (MG)	Partially Treated (MG)	Dilute Raw Sewage (MG)
			0.00100

MG = million gallons

MICHIGAN DEPARTMENT OF ENVIRONMENT, GREAT LAKES, AND ENERGY

Sanitary Sewage Overflow Detail Report
January 1 - December 31, 2019

Clio CM

Clio CM

Submission ID. **HNP-2CEY-GV2HD**

Start Day	Start Time	End Day	End Time
4/13/2019	12:40:00 PM	4/13/2019	12:40:00 PM

RTB (MG)	Raw Sewage (MG)	Partially Treated (MG)	Dilute Raw Sewage (MG)
	0.000500		

Location: MH 400 blk of N Mill

Cause: Discharge/ overflow from a backed-up sanitary sewer main.

EGLE Action: A Compliance Communication was sent to address the discharge

Totals Clio CM

RTB (MG)	Raw Sewage (MG)	Partially Treated (MG)	Dilute Raw Sewage (MG)
	0.00050		

Davison Township CM

Davison Township CM

Submission ID. **HNN-CCM9-DJ064**

Start Day	Start Time	End Day	End Time
2/28/2019	1:30:00 PM	2/28/2019	3:00:00 PM

RTB (MG)	Raw Sewage (MG)	Partially Treated (MG)	Dilute Raw Sewage (MG)
			0.00010

Cause: the discharge was black and white in color and was caused by a root ball in the sewer line

EGLE Action: No further action taken at this time

MG = million gallons

MICHIGAN DEPARTMENT OF ENVIRONMENT, GREAT LAKES, AND ENERGY

Sanitary Sewage Overflow Detail Report
January 1 - December 31, 2019

Totals Davison Township CM

RTB (MG)	Raw Sewage (MG)	Partially Treated (MG)	Dilute Raw Sewage (MG)
			0.00010

Flint Charter Township CM

Flint Charter Township CM

Submission ID. **HNV-WX01-2S2QC**

Start Day	Start Time	End Day	End Time
12/9/2019	12:30:00 PM	12/9/2019	12:50:00 PM

Waterbody: Gibson Drain

RTB (MG)	Raw Sewage (MG)	Partially Treated (MG)	Dilute Raw Sewage (MG)
	0.007500		

Location: VanCampen Sanitary Sewer Pump Station

Cause: Mechanical failure flooded dry side of pump station. Discharge occurred to access and close pump station dry side suction/isolation valves and isolate dry side from wet well. Discharge occurred during low flow at station.

EGLE Action: No further action taken at this time

Totals Flint Charter Township CM

RTB (MG)	Raw Sewage (MG)	Partially Treated (MG)	Dilute Raw Sewage (MG)
	0.00750		

MG = million gallons

MICHIGAN DEPARTMENT OF ENVIRONMENT, GREAT LAKES, AND ENERGY

Sanitary Sewage Overflow Detail Report
January 1 - December 31, 2019

Flint WWTP

Flint WWTP

Submission ID. **HNP-Y3WB-TC34X**
Permit **MI0022926**

Start Day	Start Time	End Day	End Time
5/15/2019	11:31:00 PM	5/15/2019	2:15:00 PM

RTB (MG)	Raw Sewage (MG)	Partially Treated (MG)	Dilute Raw Sewage (MG)
	0.000500		

Location: SS MH D-5759

Cause: On May 15, 2019 a person riding on the Flint River Bike trail observed what appeared to be sewage flowing out of of a sanitary manhole onto the ground. Around 11:31 am. the City of Flint - Environmental Compliance unit informed by Rebecca Fedewa ,Executive Director, of the Flint River Watershed Coalition of the discharge. The 24-inch sanitary sewer was plugged causing an unknown amount of raw sewage to over flow onto the ground next to the Flint River Trail for an undetermined amount of time. The City of Flint - Water Service Center jetted and cleaned the sewer and surrounding area at 2:15 pm on Wednesday May 15, 2019 which corrected the problem.

EGLE Action: No further action taken at this time

Totals Flint WWTP

RTB (MG)	Raw Sewage (MG)	Partially Treated (MG)	Dilute Raw Sewage (MG)
	0.00050		

MG = million gallons

MICHIGAN DEPARTMENT OF ENVIRONMENT, GREAT LAKES, AND ENERGY

Sanitary Sewage Overflow Detail Report
January 1 - December 31, 2019

Gaines Charter Township CM

Gaines Charter Township CM

Submission ID. **HNQ-EGB7-KM4WM**

Start Day	Start Time	End Day	End Time
6/10/2019	1:30:00 PM	6/10/2019	2:45:00 PM

Rain(in.) = 1.4

RTB (MG)	Raw Sewage (MG)	Partially Treated (MG)	Dilute Raw Sewage (MG)
			0.00005

Cause: During a wet weather event the station sump pump failed. The water rose inside the station and shorted out the sewage pumps.

EGLE Action: None at this time.

Totals Gaines Charter Township CM

RTB (MG)	Raw Sewage (MG)	Partially Treated (MG)	Dilute Raw Sewage (MG)
			0.00005

Genesee Charter Township CM

Genesee Charter Township CM

Submission ID. **HNP-EDKP-MPYT0**

Start Day	Start Time	End Day	End Time
5/1/2019	7:50:00 AM	5/1/2019	9:15:00 AM

Rain(in.) = 0.1

RTB (MG)	Raw Sewage (MG)	Partially Treated (MG)	Dilute Raw Sewage (MG)
	0.000500		

Location: 2080 blk of Carrier Dr, Mt Morris

Cause: Received call from 911 at 7:50am. I immediately called 4M's septic and sewer. Met 4M's on site and began jetting from downstream manhole to blockage. Blockage was removed and sewer began flowing at 9:15am. 4M's used a vac truck to removed standing liquid from ditch and limed affected area.

EGLE Action: none at this time

MG = million gallons

MICHIGAN DEPARTMENT OF ENVIRONMENT, GREAT LAKES, AND ENERGY

Sanitary Sewage Overflow Detail Report
January 1 - December 31, 2019

Genesee Charter Township CM

Submission ID. **HNQ-G4N9-J1WSG**

Start Day	Start Time	End Day	End Time
6/13/2019	7:15:00 AM	6/13/2019	11:31:00 AM

RTB (MG)	Raw Sewage (MG)	Partially Treated (MG)	Dilute Raw Sewage (MG)
	0.000500		

Location: FM break

Cause: Received call at 7:15am of possible sanitary force main break on Dort Hwy. Arrived on site at 7:50am and found break. Turned pumps off in pump station at 7:56am which stopped the release and called vacuum truck to pump and hall from wet well. Repair crew arrived to excavated pipe and used stainless steel repair clamp to repair hole. Repair was made at 11:31am. Puddles were vacced up by truck, lime was spread on affected area.

EGLE Action: none at this time

Totals Genesee Charter Township CM

RTB (MG)	Raw Sewage (MG)	Partially Treated (MG)	Dilute Raw Sewage (MG)
	0.00100		

GM Flint Complex

GM Flint Complex

Submission ID. **HNK-F94F-K6XNR**

Start Day	Start Time	End Day	End Time
6/4/2019	8:00:00 AM	6/4/2019	12:45:00 PM

RTB (MG)	Raw Sewage (MG)	Partially Treated (MG)	Dilute Raw Sewage (MG)
			0.00005

Location: 003 Swartz Creek

Cause: A blockage in a sanitary sewer line resulted in sanitary wastewater seeping from a sanitary catch basin manhole cover to the surrounding soil. The volume of untreated sanitary wastewater that was released is estimated not to exceed 50 gallons.

EGLE Action: No further action taken at this time

MG = million gallons

MICHIGAN DEPARTMENT OF ENVIRONMENT, GREAT LAKES, AND ENERGY

Sanitary Sewage Overflow Detail Report
January 1 - December 31, 2019

Totals **GM Flint Complex**

RTB (MG)	Raw Sewage (MG)	Partially Treated (MG)	Dilute Raw Sewage (MG)
			0.00005

Venice Township CM

Venice Township CM

Submission ID. **HNQ-NT3J-T9XXD**

Start Day	Start Time	End Day	End Time
6/20/2019	3:00:00 PM	6/20/2019	5:00:00 PM

Rain(in.) = 2.8

RTB (MG)	Raw Sewage (MG)	Partially Treated (MG)	Dilute Raw Sewage (MG)
			0.00050

Location: Manhole

Cause: Diluted raw sewage localized overflow from man hole during heavy rain in excess of 2.8 inches.

EGLE Action: none at this time

Totals **Venice Township CM**

RTB (MG)	Raw Sewage (MG)	Partially Treated (MG)	Dilute Raw Sewage (MG)
			0.00050

County Totals **Genesee**

RTB (MG)	Raw Sewage (MG)	Partially Treated (MG)	Dilute Raw Sewage (MG)
	0.00950		**0.00170**

MG = million gallons

MICHIGAN DEPARTMENT OF ENVIRONMENT, GREAT LAKES, AND ENERGY

Sanitary Sewage Overflow Detail Report
January 1 - December 31, 2019

Gogebic

Bessemer CM

Bessemer CM

Submission ID. **HNN-YQHZ-4NF5A**

Start Day	Start Time	End Day	End Time
4/7/2019	2:00:00 PM	4/7/2019	6:00:00 PM

Rain(in.) = 2.43

RTB (MG)	Raw Sewage (MG)	Partially Treated (MG)	Dilute Raw Sewage (MG)
			0.00500

Cause: Major Rain event blew the top off the manhole. We are unsure of the amount of raw diluted sewer released and the above is a very rough guess

EGLE Action: previously cited this location in a Compliance Communication

Totals Bessemer CM

RTB (MG)	Raw Sewage (MG)	Partially Treated (MG)	Dilute Raw Sewage (MG)
			0.00500

MG = million gallons

MICHIGAN DEPARTMENT OF ENVIRONMENT, GREAT LAKES, AND ENERGY

Sanitary Sewage Overflow Detail Report
January 1 - December 31, 2019

Bessemer Twp WWSL

Bessemer Twp WWSL

Submission ID. **HNN-W9PM-DYEBC**
Permit **MIG580332**

Start Day	Start Time	End Day	End Time
4/7/2019	4:00:00 AM	4/9/2019	1:00:00 PM

Rain(in.) = 2
Waterbody: Black River.

RTB (MG)	Raw Sewage (MG)	Partially Treated (MG)	Dilute Raw Sewage (MG)
			0.28000

Location: Black River

Cause: The discharge is an overflow of the sewer system located on the east side of the Black River in the Ramsay Park before it gets to the pump station that pumps to the lagoon.

EGLE Action: Violation Notice

Bessemer Twp WWSL

Submission ID. **HNP-XAYR-SHZQQ**
Permit **MIG580332**

Start Day	Start Time	End Day	End Time
4/7/2019	4:00:00 AM	4/8/2019	1:00:00 AM

Rain(in.) = 2
Waterbody: Black River

RTB (MG)	Raw Sewage (MG)	Partially Treated (MG)	Dilute Raw Sewage (MG)
	0.176400		

Location: overflow manhole

Cause: The discharge is an overflow of the sewer system located on the east side of the Black River in the Ramsay Park before it gets to the pump station that pumps to the Lagoon.

EGLE Action: 2/14/2019 Compliance Communication to upgrade collection sewer

MG = million gallons

MICHIGAN DEPARTMENT OF ENVIRONMENT, GREAT LAKES, AND ENERGY

Sanitary Sewage Overflow Detail Report
January 1 - December 31, 2019

Bessemer Twp WWSL

Submission ID. **HNP-XAA6-NWYHX**
Permit **MIG580332**

Start Day	Start Time	End Day	End Time
4/17/2019	5:00:00 AM	4/17/2019	7:25:00 AM

Rain(in.) = 1
Waterbody: Black River

RTB (MG)	Raw Sewage (MG)	Partially Treated (MG)	Dilute Raw Sewage (MG)
			0.02016

Location: Black River

Cause: The discharge is an overflow of the sewer system located on the east side of the Black River in the Ramsay Park before it gets to the pump station, then it's pumped to the Lagoon.

EGLE Action: 2/14/2019 Compliance Communication to upgrade sewer and eliminate I&I

Bessemer Twp WWSL

Submission ID. **HNP-41GV-NBZBP**
Permit **MIG580332**

Start Day	Start Time	End Day	End Time
4/17/2019	5:00:00 AM	4/21/2019	4:00:00 AM

Rain(in.) = 1
Waterbody: Black River

RTB (MG)	Raw Sewage (MG)	Partially Treated (MG)	Dilute Raw Sewage (MG)
			0.03000

Location: Black River MH

Cause: The discharge is an overflow of the sewer system located on the east side of the Black River in the Ramsay Park before it gets to the pump station, pumps to the lagoon.

EGLE Action: Violation Notice

MG = million gallons

MICHIGAN DEPARTMENT OF ENVIRONMENT, GREAT LAKES, AND ENERGY

Sanitary Sewage Overflow Detail Report
January 1 - December 31, 2019

Bessemer Twp WWSL

Submission ID. **HNP-X8RQ-KX1WE**
Permit **MIG580332**

Start Day	Start Time	End Day	End Time
4/22/2019	10:00:00 PM	5/20/2019	8:00:00 PM

Rain(in.) = 5
Waterbody: Black River

RTB (MG)	Raw Sewage (MG)	Partially Treated (MG)	Dilute Raw Sewage (MG)
			0.38640

Location: overflow manhole

Cause: The discharge is an overflow of the sewer system located on the east side of the Black; River in the Ramsay Park before it gets to the pump station that pumps to the Lagoon. On April 21st , and 22nd it rain around 5 inches, plus snow melt and I&I. The ground is so saturated it can't take any more.

EGLE Action: 2/14/2019 Compliance Communication for sewer upgrade to remove I&I

Bessemer Twp WWSL

Submission ID. **HNP-818X-YEVEZ**
Permit **MIG580332**

Start Day	Start Time	End Day	End Time
4/22/2019	11:00:00 PM	4/23/2019	2:00:00 AM

Rain(in.) = 5
Waterbody: Black River

RTB (MG)	Raw Sewage (MG)	Partially Treated (MG)	Dilute Raw Sewage (MG)
			0.03000

Location: Black River MH

Cause: The discharge is an overflow of the sewer system located on the east side of the Black River in the Ramsay Park before it gets to the pump station that pumps to the Lagoon. April 21st, and 22nd it rained around 5 inches plus snow melt and I&I. The ground is so saturated it can't take any more.

EGLE Action: Violation Notice

Totals Bessemer Twp WWSL

RTB (MG)	Raw Sewage (MG)	Partially Treated (MG)	Dilute Raw Sewage (MG)
	0.17640		**0.74656**

MG = million gallons

MICHIGAN DEPARTMENT OF ENVIRONMENT, GREAT LAKES, AND ENERGY

Sanitary Sewage Overflow Detail Report
January 1 - December 31, 2019

Gogebic-Iron WW Authority WWTP

Gogebic-Iron WW Authority WWTP

Submission ID. **HNN-W4ZH-JDEDG**
Permit **MI0020125**

Start Day	Start Time	End Day	End Time
4/7/2019	7:00:00 AM	4/7/2019	4:00:00 PM

Rain(in.) = 1.16
Waterbody: Montreal River

RTB (MG)	Raw Sewage (MG)	Partially Treated (MG)	Dilute Raw Sewage (MG)
			0.18000

Location: manhole at wwtp gate

Cause: The volume of water surcharged the manhole due to hydraulic overload in the system.

EGLE Action: NPDES Permit is being reissued with revised wet weather corrective action program

Gogebic-Iron WW Authority WWTP

Submission ID. **HNP-8R79-HNQ60**
Permit **MI0020125**

Start Day	Start Time	End Day	End Time
4/22/2019	2:30:00 PM	4/23/2019	1:00:00 PM

Rain(in.) = 2.56
Waterbody: Montreal River

RTB (MG)	Raw Sewage (MG)	Partially Treated (MG)	Dilute Raw Sewage (MG)
			0.12600

Location: WWTP MH

Cause: Treatment Plant at full hydraulic capacity causing excess flow to plant to relieve from manhole

EGLE Action: NPDES Permit conatins program with schedule to address wet weather discharges

Totals Gogebic-Iron WW Authority WWTP

RTB (MG)	Raw Sewage (MG)	Partially Treated (MG)	Dilute Raw Sewage (MG)
			0.30600

MG = million gallons

MICHIGAN DEPARTMENT OF ENVIRONMENT, GREAT LAKES, AND ENERGY

Sanitary Sewage Overflow Detail Report
January 1 - December 31, 2019

Ironwood Charter Township CM

Ironwood Charter Township CM

Submission ID. **HNP-7Z93-YZMY6**

Start Day	Start Time	End Day	End Time
4/22/2019	3:00:00 PM	4/22/2019	10:30:00 PM

Rain(in.) = 3

Waterbody: Welch Creek

RTB (MG)	Raw Sewage (MG)	Partially Treated (MG)	Dilute Raw Sewage (MG)
			0.07200

Location: Welch Creek

Cause: Heavy rain for more than 48 hours made lift stations overflow and needed to be pumped onto ground.

EGLE Action: awaiting Twp embezzlement audit results

Ironwood Charter Township CM

Submission ID. **HNP-7ZM9-PFTYX**

Start Day	Start Time	End Day	End Time
4/22/2019	3:00:00 PM	4/23/2019	2:00:00 AM

Rain(in.) = 3

Waterbody: Welch Creek

RTB (MG)	Raw Sewage (MG)	Partially Treated (MG)	Dilute Raw Sewage (MG)
			0.15000

Cause: Heavy rain for more than 48 hours make manhole overflow . Lift station was running at full capacity.

EGLE Action: Require sanitary upgrade after audit of Township's embezzlement is completed

Totals Ironwood Charter Township CM

RTB (MG)	Raw Sewage (MG)	Partially Treated (MG)	Dilute Raw Sewage (MG)
			0.22200

MG = million gallons

MICHIGAN DEPARTMENT OF ENVIRONMENT, GREAT LAKES, AND ENERGY

Sanitary Sewage Overflow Detail Report
January 1 - December 31, 2019

Wakefield WWSL

Wakefield WWSL

Submission ID. **HNN-W5X2-BFG5M**
Permit **MI0021440**

Start Day	Start Time	End Day	End Time
4/7/2019	7:23:00 AM	4/7/2019	11:00:00 PM

Rain(in.) = 2.5
Waterbody: little black river which flows into sunday lak

RTB (MG)	Raw Sewage (MG)	Partially Treated (MG)	Dilute Raw Sewage (MG)
			0.12600

Location: Little Black River

Cause: rain event with snow melt causing basements to back up

EGLE Action: NPDES Permit conatins program with schedule to address wet weather discharges

Wakefield WWSL

Submission ID. **HNN-W69K-BC042**
Permit **MI0021440**

Start Day	Start Time	End Day	End Time
4/7/2019	8:00:00 AM	4/7/2019	7:30:00 PM

Rain(in.) = 2.5
Waterbody: Black River

RTB (MG)	Raw Sewage (MG)	Partially Treated (MG)	Dilute Raw Sewage (MG)
			0.05400

Location: Plymouth

Cause: rain event with snow melt causing 1 basement to back up

EGLE Action: NPDES Permit conatins program with schedule to address wet weather discharges

MG = million gallons

MICHIGAN DEPARTMENT OF ENVIRONMENT, GREAT LAKES, AND ENERGY

Sanitary Sewage Overflow Detail Report
January 1 - December 31, 2019

Wakefield WWSL

Submission ID. **HNN-W4PT-VSM51**
Permit **MI0021440**

Start Day	Start Time	End Day	End Time
4/7/2019	9:47:00 AM	4/8/2019	4:00:00 AM

Rain(in.) = 2.5
Waterbody: Sunday Lake

RTB (MG)	Raw Sewage (MG)	Partially Treated (MG)	Dilute Raw Sewage (MG)
			0.32400

Location: ditch to Sunday Lake

Cause: rain event with snow melt causing basements to back up

EGLE Action: NPDES Permit conatins program with schedule to address wet weather discharges

Wakefield WWSL

Submission ID. **HNP-820B-C87SE**
Permit **MI0021440**

Start Day	Start Time	End Day	End Time
4/22/2019	7:27:00 AM	4/22/2019	11:06:00 PM

Rain(in.) = 2.5
Waterbody: Planter Creek

RTB (MG)	Raw Sewage (MG)	Partially Treated (MG)	Dilute Raw Sewage (MG)
			0.65100

Location: Main lift station

Cause: 2.5 inches of rain with snow melt . two pump failure at main lift

EGLE Action: NPDES Permit conatins program with schedule to address wet weather discharges

MG = million gallons

MICHIGAN DEPARTMENT OF ENVIRONMENT, GREAT LAKES, AND ENERGY

Sanitary Sewage Overflow Detail Report
January 1 - December 31, 2019

Wakefield WWSL

Submission ID. **HNP-82BT-ERJA0**
Permit **MI0021440**

Start Day	Start Time	End Day	End Time
4/22/2019	10:40:00 AM	4/22/2019	11:00:00 PM

Rain(in.) = 2.5
Waterbody: Marsh by Cemetary L.S.

RTB (MG)	Raw Sewage (MG)	Partially Treated (MG)	Dilute Raw Sewage (MG)
			0.15000

Location: Marsh
Cause: 2.5 inches of rain with snow melt . two pumps were down at main lift station
EGLE Action: NPDES Permit conatins program with schedule to address wet weather discharges

Totals Wakefield WWSL

RTB (MG)	Raw Sewage (MG)	Partially Treated (MG)	Dilute Raw Sewage (MG)
			1.30500

County Totals Gogebic

RTB (MG)	Raw Sewage (MG)	Partially Treated (MG)	Dilute Raw Sewage (MG)
	0.17640		**2.58456**

MG = million gallons

MICHIGAN DEPARTMENT OF ENVIRONMENT, GREAT LAKES, AND ENERGY

Sanitary Sewage Overflow Detail Report
January 1 - December 31, 2019

Grand Traverse

Acme Township CM

Acme Township CM

Submission ID. **HNV-8AJC-8Y9PY**

Start Day	Start Time	End Day	End Time
11/12/2019	10:00:00 AM	11/12/2019	1:00:00 PM

RTB (MG)	Raw Sewage (MG)	Partially Treated (MG)	Dilute Raw Sewage (MG)
	0.000500		

Cause: SEWER BACKUP IN MAIN CAUSED WASTEWATER TO BACK UP IN LOW AREAS; HOMEOWNER CONTRACTOR ATTEMPTED TO UNCLOG AT THE PRIVATE CLEANOUT CAUSING SEWAGE TO SPILL OUT OF CLEANOUT ONTO PRIVATE PROPERTY AND INTO THE ROW

EGLE Action: Reviewed and no actions needed

Totals Acme Township CM

RTB (MG)	Raw Sewage (MG)	Partially Treated (MG)	Dilute Raw Sewage (MG)
	0.00050		

MG = million gallons

MICHIGAN DEPARTMENT OF ENVIRONMENT, GREAT LAKES, AND ENERGY

Sanitary Sewage Overflow Detail Report
January 1 - December 31, 2019

City of Traverse City

City of Traverse City

Submission ID. **HNQ-MSXG-DRFM2**

Start Day	Start Time	End Day	End Time
6/7/2019	10:00:00 AM	6/7/2019	10:45:00 AM

RTB (MG)	Raw Sewage (MG)	Partially Treated (MG)	Dilute Raw Sewage (MG)
	0.000050		

Location: Sanitary Sewer Mh

Cause: Sewer back up, blockage in the sewer

EGLE Action: Spill to ground . Verified that it was limed and cleaned up

Totals City of Traverse City

RTB (MG)	Raw Sewage (MG)	Partially Treated (MG)	Dilute Raw Sewage (MG)
	0.00005		

Silver Shores Mobile Home Park

Silver Shores Mobile Home Park

Submission ID. **HNM-8H4F-8RTWS**

Permit **GW1810008**

Start Day	Start Time	End Day	End Time
1/28/2019	8:00:00 AM	1/28/2019	10:00:00 AM

RTB (MG)	Raw Sewage (MG)	Partially Treated (MG)	Dilute Raw Sewage (MG)
			0.00400

Cause: Very dilute raw sewage due to residents running water to prevent freeze ups.

EGLE Action: Sent email to author of SSO (also the operator of the WWTP, Josh Hall of Wade Trim operations) and tried to get more information and start conversations on permanent fixes to problems.

MG = million gallons

MICHIGAN DEPARTMENT OF ENVIRONMENT, GREAT LAKES, AND ENERGY

Sanitary Sewage Overflow Detail Report
January 1 - December 31, 2019

Totals	Silver Shores Mobile Home Park				
		RTB (MG)	Raw Sewage (MG)	Partially Treated (MG)	Dilute Raw Sewage (MG)
					0.00400

County Totals	Grand Traverse				
		RTB (MG)	Raw Sewage (MG)	Partially Treated (MG)	Dilute Raw Sewage (MG)
			0.00055		0.00400

MG = million gallons

MICHIGAN DEPARTMENT OF ENVIRONMENT, GREAT LAKES, AND ENERGY

Sanitary Sewage Overflow Detail Report
January 1 - December 31, 2019

Hillsdale

Hillsdale CM

Hillsdale CM

Submission ID. **HNV-ZWWZ-XJ306**
Permit **MI0022136**

Start Day	Start Time	End Day	End Time
12/12/2019	7:00:00 PM	12/12/2019	7:10:00 PM

RTB (MG)	Raw Sewage (MG)	Partially Treated (MG)	Dilute Raw Sewage (MG)
	0.000499		

Cause: While bypass pumping of the 30 inch interceptor was occurring, the flexible discharge hose came out of the manhole. The contractor on site placed the hose back into the manhole, then replaced flexible line with a rigid line.

EGLE Action: No additional actions taken at this time.

Totals Hillsdale CM

RTB (MG)	Raw Sewage (MG)	Partially Treated (MG)	Dilute Raw Sewage (MG)
	0.00050		

MG = million gallons

MICHIGAN DEPARTMENT OF ENVIRONMENT, GREAT LAKES, AND ENERGY

Sanitary Sewage Overflow Detail Report
January 1 - December 31, 2019

Pittsford Township CM

Pittsford Township CM

Submission ID. **HNP-T9VN-0Z99P**
Permit **MIG580006**

Start Day	Start Time	End Day	End Time
5/2/2019	12:00:00 PM	5/16/2019	5:20:00 PM

RTB (MG)	Raw Sewage (MG)	Partially Treated (MG)	Dilute Raw Sewage (MG)
	0.008000		

Location: Leaking Valve in Sewer Line

Cause: Found a two inch valve that was leaking from the packing nut on the force main line. Believe it was leaking for at least a couple weeks but was in a low swampy area along the road. Able to shut off flow by a nearby valve and replace the bad valve with a new one

EGLE Action: No actions taken at this time.

Totals Pittsford Township CM

RTB (MG)	Raw Sewage (MG)	Partially Treated (MG)	Dilute Raw Sewage (MG)
	0.00800		

County Totals Hillsdale

RTB (MG)	Raw Sewage (MG)	Partially Treated (MG)	Dilute Raw Sewage (MG)
	0.00850		

MG = million gallons

MICHIGAN DEPARTMENT OF ENVIRONMENT, GREAT LAKES, AND ENERGY

Sanitary Sewage Overflow Detail Report
January 1 - December 31, 2019

Houghton

Chassell Twp WWSL

Chassell Twp WWSL

Submission ID. **HNP-3Y44-Q514K**

Start Day	Start Time	End Day	End Time
4/7/2019	12:00:00 PM	4/7/2019	12:30:00 AM

Rain(in.) = 0.85

RTB (MG)	Raw Sewage (MG)	Partially Treated (MG)	Dilute Raw Sewage (MG)
			0.00100

Cause: Discharge occurred when back up pump failed to draw prime. Although discharge was not observed by Twp. personnel.

EGLE Action: 5/15/2018 Compliance Communication to eliminate overflows, Twp evaluating pump upgrade

Totals Chassell Twp WWSL

RTB (MG)	Raw Sewage (MG)	Partially Treated (MG)	Dilute Raw Sewage (MG)
			0.00100

North Houghton Co W&SA CSO

North Houghton Co W&SA CSO

Submission ID. **HNP-7C56-V7GPJ**

Permit **MI0043982**

Start Day	Start Time	End Day	End Time
4/22/2019	3:30:00 PM	5/3/2019	7:30:00 PM

Waterbody: BeGunns Creek

RTB (MG)	Raw Sewage (MG)	Partially Treated (MG)	Dilute Raw Sewage (MG)
		26.40000	

Location: 3

Cause: Equalization Basin filled up and high flows from snow melt and rain continue.

MG = million gallons

MICHIGAN DEPARTMENT OF ENVIRONMENT, GREAT LAKES, AND ENERGY

Sanitary Sewage Overflow Detail Report
January 1 - December 31, 2019

Totals **North Houghton Co W&SA CSO**

RTB (MG)	Raw Sewage (MG)	Partially Treated (MG)	Dilute Raw Sewage (MG)
		26.40000	

EGLE_Action: Long-term Control Program completed; two existing clarifiers with disinfection and dechlorination; additional work is being conducted (infiltration/inflow reduction) to increase transport capacity to the wastewater treatment plant.

Torch Lake Area-Tamarack Sys

Torch Lake Area-Tamarack Sys

Submission ID. **HNN-YJ7G-5KD9S**
Permit **gw1810062**

Start Day	Start Time	End Day	End Time
4/8/2019	6:00:00 PM	4/9/2019	6:00:00 AM

Rain(in.) = 1
Waterbody: Torch Lake

RTB (MG)	Raw Sewage (MG)	Partially Treated (MG)	Dilute Raw Sewage (MG)
			0.10000

Location: LS #6

Cause: sewer overflow due to rain and snowmelt

EGLE Action: VN for sewer upgrade/I&I removal and/or expand treatment capacity, already written for TLSA-Lake Linden WWTF

Torch Lake Area-Tamarack Sys

Submission ID. **HNP-9JGB-EK7PH**
Permit **gw1810062**

Start Day	Start Time	End Day	End Time
4/22/2019	2:00:00 PM	4/24/2019	5:00:00 AM

Rain(in.) = 2
Waterbody: Torch Lake

RTB (MG)	Raw Sewage (MG)	Partially Treated (MG)	Dilute Raw Sewage (MG)
			0.10000

Location: Lift Station #6

Cause: diluted raw sewage from rainfall and snowmelt

EGLE Action: VN for sewer upgrade/I&I removal and/or expand treatment capacity, already written for TLSA-Lake Linden WWTF

MG = million gallons

MICHIGAN DEPARTMENT OF ENVIRONMENT, GREAT LAKES, AND ENERGY

Sanitary Sewage Overflow Detail Report
January 1 - December 31, 2019

Totals Torch Lake Area-Tamarack Sys

RTB (MG)	Raw Sewage (MG)	Partially Treated (MG)	Dilute Raw Sewage (MG)
			0.20000

Torch Lake-Lake Linden WWTF

Torch Lake-Lake Linden WWTF

Submission ID. **HNN-YHW8-FQ11J**
Permit **GW1810061**

Start Day	Start Time	End Day	End Time
4/8/2019	6:00:00 PM	4/9/2019	6:00:00 AM

Rain(in.) = 1
Waterbody: Torch Lake

RTB (MG)	Raw Sewage (MG)	Partially Treated (MG)	Dilute Raw Sewage (MG)
			0.10000

Location: #1 LS - 728 Front St.
Cause: sewer overflow due to rain and melting snow
EGLE Action: previous VN on influent flows exceeding design due to I&I

Torch Lake-Lake Linden WWTF

Submission ID. **HNP-DET5-A4P9F**
Permit **gw1810061**

Start Day	Start Time	End Day	End Time
4/18/2019	12:00:00 AM	4/28/2019	5:30:00 PM

Rain(in.) = 1
Waterbody: Torch Lake

RTB (MG)	Raw Sewage (MG)	Partially Treated (MG)	Dilute Raw Sewage (MG)
			0.54000

Location: #1 LS
Cause: diluted raw sewage from rain and snowmelt
EGLE Action: previous VN on influent flows exceeding design flow

MG = million gallons

MICHIGAN DEPARTMENT OF ENVIRONMENT, GREAT LAKES, AND ENERGY

Sanitary Sewage Overflow Detail Report
January 1 - December 31, 2019

Torch Lake-Lake Linden WWTF

Submission ID. **HNP-4103-35TPW**
Permit **gw1810061**

Start Day	Start Time	End Day	End Time
4/18/2019	12:00:00 AM	4/28/2019	5:30:00 PM

Rain(in.) = 0.25
Waterbody: Torch Lake

RTB (MG)	Raw Sewage (MG)	Partially Treated (MG)	Dilute Raw Sewage (MG)
			0.54000

Location: main LS
Cause: diluted raw sewage-diluted by rain and snow melt
EGLE Action: Violation Notice sent to address discharge

Torch Lake-Lake Linden WWTF

Submission ID. **HNP-F504-79ZMH**
Permit **gw1810061**

Start Day	Start Time	End Day	End Time
5/1/2019	9:30:00 AM	5/1/2019	2:30:00 PM

Rain(in.) = 1

RTB (MG)	Raw Sewage (MG)	Partially Treated (MG)	Dilute Raw Sewage (MG)
		0.19000	

Location: east side of lagoon
Cause: diluted and partially treated sewage pumped form our seepage lagoon
EGLE Action: Violation Notice sent to address discharge

MG = million gallons

MICHIGAN DEPARTMENT OF ENVIRONMENT, GREAT LAKES, AND ENERGY

Sanitary Sewage Overflow Detail Report
January 1 - December 31, 2019

Torch Lake-Lake Linden WWTF

Submission ID. **HNP-MKKK-72HV5**
Permit **gw1810061**

Start Day	Start Time	End Day	End Time
5/2/2019	11:00:00 AM	5/9/2019	10:00:00 AM

Rain(in.) = 1
Waterbody: Torch Lake

RTB (MG)	Raw Sewage (MG)	Partially Treated (MG)	Dilute Raw Sewage (MG)
			11.50000

Location: torch lake shoreline

Cause: partially treated diluted raw sewage. Fecal bacteria test was 172 colonies per 100 milliliters

EGLE Action: VN sent to facility to address discharge

Totals Torch Lake-Lake Linden WWTF

RTB (MG)	Raw Sewage (MG)	Partially Treated (MG)	Dilute Raw Sewage (MG)
		0.19000	**12.68000**

County Totals Houghton

RTB (MG)	Raw Sewage (MG)	Partially Treated (MG)	Dilute Raw Sewage (MG)
		26.59000	**12.88100**

MG = million gallons

MICHIGAN DEPARTMENT OF ENVIRONMENT, GREAT LAKES, AND ENERGY

Sanitary Sewage Overflow Detail Report
January 1 - December 31, 2019

Huron

Huron Medical Center

Huron Medical Center

Submission ID. **HNN-BW6K-NKSM6**

Start Day	Start Time	End Day	End Time
3/12/2019	11:00:00 AM	3/12/2019	12:00:00 PM

Waterbody: Silver Creek

RTB (MG)	Raw Sewage (MG)	Partially Treated (MG)	Dilute Raw Sewage (MG)
	0.000075		

Location: 1

Cause: service line to Lagoon plugged, liquid mixed sewage bubbled out of man hole cover. Vendor called to clear blockage and system was returned to operational status.

EGLE Action: No further action taken. Entity will clear blockage from service line and provide maintenance to prevent further SSO.

Totals Huron Medical Center

RTB (MG)	Raw Sewage (MG)	Partially Treated (MG)	Dilute Raw Sewage (MG)
	0.00008		

MG = million gallons

MICHIGAN DEPARTMENT OF ENVIRONMENT, GREAT LAKES, AND ENERGY

Sanitary Sewage Overflow Detail Report
January 1 - December 31, 2019

Port Austin WWTP

Port Austin WWTP

Submission ID. **HNQ-V537-V2HGE**
Permit **MI0028517**

Start Day	Start Time	End Day	End Time
6/26/2019	3:00:00 PM	6/27/2019	9:00:00 AM

RTB (MG)	Raw Sewage (MG)	Partially Treated (MG)	Dilute Raw Sewage (MG)
	0.000200		

Cause: A 4" line failed due to a rubber fernco used to stop a previous leak from previous years. Very small amount of sewage, as resident identified it quickly from soft wet ground. No ditch lines or surface waters were impacted, most of the water flowed back into the ground and into the main when the digging began.

EGLE Action: Minor event, violation to be followed up with upon next inspection

Totals Port Austin WWTP

RTB (MG)	Raw Sewage (MG)	Partially Treated (MG)	Dilute Raw Sewage (MG)
	0.00020		

County Totals Huron

RTB (MG)	Raw Sewage (MG)	Partially Treated (MG)	Dilute Raw Sewage (MG)
	0.00028		

MG = million gallons

MICHIGAN DEPARTMENT OF ENVIRONMENT, GREAT LAKES, AND ENERGY

Sanitary Sewage Overflow Detail Report
January 1 - December 31, 2019

Ingham

East Lansing WRRF

East Lansing WRRF

Submission ID. **HNQ-DNS9-NDKMA**
Permit **MI0022853**

Start Day	Start Time	End Day	End Time
6/10/2019	6:40:00 AM	6/10/2019	6:40:00 PM

Rain(in.) = 2.81
Waterbody: Red Cedar River

RTB (MG)	Raw Sewage (MG)	Partially Treated (MG)	Dilute Raw Sewage (MG)
			9.61000

Location: Wilmarth former CSO 013
Cause: Wet weather event - rain. Sewer system surcharged due to inflow/infiltration.
EGLE Action: none at this time

East Lansing WRRF

Submission ID. **HNQ-NK6X-22KZV**
Permit **MI0022853**

Start Day	Start Time	End Day	End Time
6/20/2019	8:45:00 AM	6/20/2019	3:40:00 PM

Rain(in.) = 2.12
Waterbody: Red Cedar River

RTB (MG)	Raw Sewage (MG)	Partially Treated (MG)	Dilute Raw Sewage (MG)
			2.44000

Location: Wilmarth former CSO 013
Cause: Wet weather event - rain. Sewer discharge event due to infiltration.
EGLE Action: none at this time

MG = million gallons

MICHIGAN DEPARTMENT OF ENVIRONMENT, GREAT LAKES, AND ENERGY

Sanitary Sewage Overflow Detail Report
January 1 - December 31, 2019

East Lansing WRRF

Submission ID. **HNW-D6FP-P8AZE**
Permit **MI0022853**

Start Day	Start Time	End Day	End Time
12/30/2019	6:00:00 AM	12/30/2019	12:45:00 PM

Rain(in.) = 2.29
Waterbody: Red Cedar River

RTB (MG)	Raw Sewage (MG)	Partially Treated (MG)	Dilute Raw Sewage (MG)
			4.92000

Cause: Sanitary sewer overflow to storm drain caused by heavy infiltration during rain event.

EGLE Action: none at this time

Totals East Lansing WRRF

RTB (MG)	Raw Sewage (MG)	Partially Treated (MG)	Dilute Raw Sewage (MG)
			16.97000

Long-term Control Program complete; controls included both sewer separation and construction of a retention treatment basin (RTB) and tunnel.

General Motors LLC-Lansing Grand River

General Motors LLC-Lansing Grand River

Submission ID. **HNV-WMSN-FZ547**
Permit **MIS310363**

Start Day	Start Time	End Day	End Time
12/7/2019	10:25:00 PM	12/8/2019	11:30:00 PM

RTB (MG)	Raw Sewage (MG)	Partially Treated (MG)	Dilute Raw Sewage (MG)
	0.000001		

Location: 1-001

Cause: At 10:25PM on 12/7/19, the GM Lansing Grand River facility received a work order to address a sanitary lift station float alarm. The alarm was addressed at 11:30PM on 12/8/19. Upon arrival, it was noted that raw sewage had come in contact with the ground surrounding the lid of the sanitary lift station. No nearby storm drains were impacted. The lift station was pumped down and the float was fixed. Environmental was made aware of the incident at 7am on 12/9/19.

EGLE Action: No action required

MG = million gallons

MICHIGAN DEPARTMENT OF ENVIRONMENT, GREAT LAKES, AND ENERGY

Sanitary Sewage Overflow Detail Report
January 1 - December 31, 2019

Totals General Motors LLC-Lansing Grand River

RTB (MG)	Raw Sewage (MG)	Partially Treated (MG)	Dilute Raw Sewage (MG)
	0.00000		

Lansing WWTP

Lansing WWTP

Submission ID. **HNQ-859K-X7Z2S**
Permit **MI0023400**

Start Day	Start Time	End Day	End Time
6/3/2019	9:02:00 AM	6/3/2019	10:10:00 AM

Waterbody: Grand River

RTB (MG)	Raw Sewage (MG)	Partially Treated (MG)	Dilute Raw Sewage (MG)
	0.022000		

Location: Regulator 019

Cause: SSO was due to the weekend rainfall sweeping debris into the sewer system, and the sewage flow pushing it along and plugging the regulator. Discharge was not disinfected. Only the surface water was impacted.

Lansing WWTP

Submission ID. **HNQ-FDDH-TVZ2B**
Permit **MI0023400**

Start Day	Start Time	End Day	End Time
6/10/2019	8:30:00 AM	6/10/2019	11:30:00 AM

Rain(in.) = 1.85

Waterbody: Sycamore Creek

RTB (MG)	Raw Sewage (MG)	Partially Treated (MG)	Dilute Raw Sewage (MG)
			0.16200

Location: MH at 107 W Cavanaugh Rd

Cause: Bypass Pumped from a sanitary manhole located at 107 W. Cavanaugh Road into the storm sewer. The sewer was surcharged, causing basement backups. This was due to a heavy rainfall event. Bypass pumped until the surcharging abated.

MG = million gallons

MICHIGAN DEPARTMENT OF ENVIRONMENT, GREAT LAKES, AND ENERGY

Sanitary Sewage Overflow Detail Report
January 1 - December 31, 2019

Lansing WWTP

Submission ID. **HNQ-FDDH-TVZ2B**
Permit **MI0023400**

Start Day	Start Time	End Day	End Time
6/10/2019	8:45:00 AM	6/10/2019	8:45:00 PM

Rain(in.) = 1.85
Waterbody: Sycamore Creek

RTB (MG)	Raw Sewage (MG)	Partially Treated (MG)	Dilute Raw Sewage (MG)
			0.64800

Location: MH at 321 E Holmes Rd

Cause: Bypass Pumped from a sanitary manhole located at 321 E. Holmes Road into the storm sewer. The sewer was surcharged, causing basement backups. This was due to a heavy rainfall event. Bypass pumped until the surcharging abated.

Lansing WWTP

Submission ID. **HNQ-FDDH-TVZ2B**
Permit **MI0023400**

Start Day	Start Time	End Day	End Time
6/10/2019	11:15:00 AM	6/10/2019	6:15:00 PM

Rain(in.) = 1.85
Waterbody: Sycamore Creek

RTB (MG)	Raw Sewage (MG)	Partially Treated (MG)	Dilute Raw Sewage (MG)
			0.37800

Location: MH at 4619 Palmer St

Cause: Bypass Pumped from a sanitary manhole located at 4619 Palmer Street into the storm sewer. The sewer was surcharged, causing basement backups. This was due to a heavy rainfall event. Bypass pumped until the surcharging abated.

MG = million gallons

MICHIGAN DEPARTMENT OF ENVIRONMENT, GREAT LAKES, AND ENERGY

Sanitary Sewage Overflow Detail Report
January 1 - December 31, 2019

Lansing WWTP

Submission ID. **HNQ-DRYM-2CY8W**
Permit **MI0023400**

Start Day	Start Time	End Day	End Time
6/10/2019	12:00:00 PM	6/11/2019	1:00:00 PM

Rain(in.) = 1.85
Waterbody: Red Cedar River

RTB (MG)	Raw Sewage (MG)	Partially Treated (MG)	Dilute Raw Sewage (MG)
		7.52400	

Location: Harton Street Equalization Basin

Cause: SSO is due to excess water in the system due to a heavy rainfall event. Discharge is from the Harton Street Equalization Basin. Flow into the basin passes through a swirl concentrator which returns heavier solids to the wet well. The basin also provides some settling of suspended solids.

Lansing WWTP

Submission ID. **HNQ-FDDH-TVZ2B**
Permit **MI0023400**

Start Day	Start Time	End Day	End Time
6/10/2019	12:00:00 PM	6/10/2019	8:00:00 PM

Rain(in.) = 1.85
Waterbody: Sycamore Creek

RTB (MG)	Raw Sewage (MG)	Partially Treated (MG)	Dilute Raw Sewage (MG)
			0.43200

Location: MH at 4614 Palmer St

Cause: Bypass Pumped from a sanitary manhole located at 4614 Palmer Street into the storm sewer. The sewer was surcharged, causing basement backups. This was due to a heavy rainfall event. Bypass pumped until the surcharging abated.

MG = million gallons

MICHIGAN DEPARTMENT OF ENVIRONMENT, GREAT LAKES, AND ENERGY

Sanitary Sewage Overflow Detail Report
January 1 - December 31, 2019

Lansing WWTP

Submission ID. **HNQ-FDDH-TVZ2B**
Permit **MI0023400**

Start Day	Start Time	End Day	End Time
6/10/2019	6:15:00 PM	6/10/2019	8:30:00 PM

Rain(in.) = 1.85
Waterbody: Sycamore Creek

RTB (MG)	Raw Sewage (MG)	Partially Treated (MG)	Dilute Raw Sewage (MG)
			0.11364

Location: MH at 3824 Schlee St

Cause: Bypass Pumped from a sanitary manhole located at 3824 Schlee Street into the storm sewer. The sewer was surcharged, causing basement backups. This was due to a heavy rainfall event. Bypass pumped until the surcharging abated.

Lansing WWTP

Submission ID. **HNQ-NN6W-552WN**
Permit **MI0023400**

Start Day	Start Time	End Day	End Time
6/20/2019	12:30:00 AM	6/20/2019	9:00:00 PM

Rain(in.) = 2.39
Waterbody: Grand River

RTB (MG)	Raw Sewage (MG)	Partially Treated (MG)	Dilute Raw Sewage (MG)
			0.12000

Cause: A force main break on this property occurred last week. The wet weather flow rate caused by this rain storm overflowed the containment area.

Lansing WWTP

Submission ID. **HNQ-RV7B-390VY**
Permit **MI0023400**

Start Day	Start Time	End Day	End Time
6/20/2019	7:00:00 AM	6/20/2019	8:00:00 PM

Rain(in.) = 2.39
Waterbody: Sycamore Creek

RTB (MG)	Raw Sewage (MG)	Partially Treated (MG)	Dilute Raw Sewage (MG)
			0.70200

Location: 3824 Schlee St

Cause: Bypass pumped from a sanitary manhole located at 3824 Schlee Street. The sewer was surcharged, causing basement backups. This was due to a heavy rainfall event. Bypass pumped until the surcharging abated.

MG = million gallons

MICHIGAN DEPARTMENT OF ENVIRONMENT, GREAT LAKES, AND ENERGY

Sanitary Sewage Overflow Detail Report
January 1 - December 31, 2019

Lansing WWTP

Submission ID. **HNQ-RV7B-390VY**
Permit **MI0023400**

Start Day	Start Time	End Day	End Time
6/20/2019	7:30:00 AM	6/20/2019	6:30:00 PM

Rain(in.) = 2.39
Waterbody: Sycamore Creek

RTB (MG)	Raw Sewage (MG)	Partially Treated (MG)	Dilute Raw Sewage (MG)
			0.59400

Location: 4614 Palmer St

Cause: Bypass pumped from a sanitary manhole located at 4614 Palmer St.. The sewer was surcharged, causing basement backups. This was due to a heavy rainfall event. Bypass pumped until the surcharging abated.

Lansing WWTP

Submission ID. **HNQ-RV7B-390VY**
Permit **MI0023400**

Start Day	Start Time	End Day	End Time
6/20/2019	8:00:00 AM	6/20/2019	6:00:00 PM

Rain(in.) = 2.39
Waterbody: Sycamore Creek

RTB (MG)	Raw Sewage (MG)	Partially Treated (MG)	Dilute Raw Sewage (MG)
			0.54000

Location: 321 E Holmes Rd

Cause: Bypass pumped from a sanitary manhole located at 321 E., Holmes Rd.. The sewer was surcharged, causing basement backups. This was due to a heavy rainfall event. Bypass pumped until the surcharging abated.

MG = million gallons

MICHIGAN DEPARTMENT OF ENVIRONMENT, GREAT LAKES, AND ENERGY

Sanitary Sewage Overflow Detail Report
January 1 - December 31, 2019

Lansing WWTP

Submission ID. **HNQ-RV7B-390VY**
Permit **MI0023400**

Start Day	Start Time	End Day	End Time
6/20/2019	9:00:00 AM	6/20/2019	3:30:00 PM

Rain(in.) = 2.39
Waterbody: Sycamore Creek

RTB (MG)	Raw Sewage (MG)	Partially Treated (MG)	Dilute Raw Sewage (MG)
			0.10608

Location: 4619 Palmer St

Cause: Bypass pumped from a sanitary manhole located at 4619 Palmer St.. The sewer was surcharged, causing basement backups. This was due to a heavy rainfall event. Bypass pumped until the surcharging abated.

Lansing WWTP

Submission ID. **HNQ-RV7B-390VY**
Permit **MI0023400**

Start Day	Start Time	End Day	End Time
6/20/2019	9:30:00 AM	6/20/2019	1:30:00 PM

Rain(in.) = 2.39
Waterbody: Grand River

RTB (MG)	Raw Sewage (MG)	Partially Treated (MG)	Dilute Raw Sewage (MG)
			0.06528

Location: 723 Bonair Rd

Cause: Bypass pumped from a sanitary manhole located at 1625 Sunset Avenue. The sewer was surcharged, causing basement backups. This was due to a heavy rainfall event. Bypass pumped until the surcharging abated.

MG = million gallons

MICHIGAN DEPARTMENT OF ENVIRONMENT, GREAT LAKES, AND ENERGY

Sanitary Sewage Overflow Detail Report
January 1 - December 31, 2019

Lansing WWTP

Submission ID. **HNQ-RV7B-390VY**
Permit **MI0023400**

Start Day	Start Time	End Day	End Time
6/20/2019	10:00:00 AM	6/20/2019	3:00:00 PM

Rain(in.) = 2.39
Waterbody: Red Cedar River

RTB (MG)	Raw Sewage (MG)	Partially Treated (MG)	Dilute Raw Sewage (MG)
			0.27000

Location: Fernwood Ave & N Magnolia Ave

Cause: Bypass pumped from a sanitary manhole located at the intersection of Fernwood and N. Magnolia. The sewer was surcharged, causing basement backups. This was due to a heavy rainfall event. Bypass pumped until the surcharging abated.

Lansing WWTP

Submission ID. **HNQ-NMBT-3PJEJ**
Permit **MI0023400**

Start Day	Start Time	End Day	End Time
6/20/2019	10:10:00 AM	6/21/2019	7:07:00 PM

Rain(in.) = 2.39
Waterbody: Red Cedar River

RTB (MG)	Raw Sewage (MG)	Partially Treated (MG)	Dilute Raw Sewage (MG)
		10.92500	

Location: Harton Street Equalization Basin 007

Cause: SSO is due to excess water in the system due to a heavy rainfall event. Discharge is from the Harton Street Equalization Basin. Flow into the basin passes through a swirl concentrator which returns heavier solids to the wet well. The basin also provides some settling of suspended solids.

MG = million gallons

MICHIGAN DEPARTMENT OF ENVIRONMENT, GREAT LAKES, AND ENERGY

Sanitary Sewage Overflow Detail Report
January 1 - December 31, 2019

Lansing WWTP

Submission ID. **HNQ-RV7B-390VY**
Permit **MI0023400**

Start Day	Start Time	End Day	End Time
6/20/2019	12:00:00 PM	6/20/2019	1:00:00 PM

Rain(in.) = 2.39
Waterbody: Sycamore Creek

RTB (MG)	Raw Sewage (MG)	Partially Treated (MG)	Dilute Raw Sewage (MG)
			0.01632

Location: Lowcroft Ave & W Rouse St

Cause: Bypass pumped from a sanitary manhole located at the intersection of Lowcroft and W. Rouse. The sewer was surcharged, causing basement backups. This was due to a heavy rainfall event. Bypass pumped until the surcharging abated.

Lansing WWTP

Submission ID. **HNQ-RV7B-390VY**
Permit **MI0023400**

Start Day	Start Time	End Day	End Time
6/20/2019	2:00:00 PM	6/20/2019	6:00:00 PM

Rain(in.) = 2.39
Waterbody: Grand River

RTB (MG)	Raw Sewage (MG)	Partially Treated (MG)	Dilute Raw Sewage (MG)
			0.06528

Location: 622 Stoner Rd

Cause: Bypass pumped from a sanitary manhole located at 622 Stoner Road. The sewer was surcharged, causing basement backups. This was due to a heavy rainfall event. Bypass pumped until the surcharging abated.

MG = million gallons

MICHIGAN DEPARTMENT OF ENVIRONMENT, GREAT LAKES, AND ENERGY

Sanitary Sewage Overflow Detail Report
January 1 - December 31, 2019

Lansing WWTP

Submission ID. **HNQ-RV7B-390VY**
Permit **MI0023400**

Start Day	Start Time	End Day	End Time
6/20/2019	4:00:00 PM	6/20/2019	8:00:00 PM

Rain(in.) = 2.39
Waterbody: Sycamore Creek

RTB (MG)	Raw Sewage (MG)	Partially Treated (MG)	Dilute Raw Sewage (MG)
			0.21600

Location: 4619 Palmer St

Cause: Bypass pumped from a sanitary manhole located at 4619 Palmer St.. The sewer was surcharged, causing basement backups. This was due to a heavy rainfall event. Bypass pumped until the surcharging abated.

Lansing WWTP

Submission ID. **HNQ-RV7B-390VY**
Permit **MI0023400**

Start Day	Start Time	End Day	End Time
6/20/2019	5:00:00 PM	6/20/2019	9:00:00 PM

Rain(in.) = 2.39
Waterbody: Sycamore Creek

RTB (MG)	Raw Sewage (MG)	Partially Treated (MG)	Dilute Raw Sewage (MG)
			0.21600

Location: 300 W Cavanaugh Rd

Cause: Bypass pumped from a sanitary manhole located at 300 W. Cavanaugh Rd. The sewer was surcharged, causing basement backups. This was due to a heavy rainfall event. Bypass pumped until the surcharging abated.

MG = million gallons

MICHIGAN DEPARTMENT OF ENVIRONMENT, GREAT LAKES, AND ENERGY

Sanitary Sewage Overflow Detail Report
January 1 - December 31, 2019

Lansing WWTP

Submission ID. **HNR-WT87-NZ5RD**
Permit **MI0023400**

Start Day	Start Time	End Day	End Time
8/9/2019	9:08:00 AM	8/9/2019	12:45:00 PM

Waterbody: Grand River

RTB (MG)	Raw Sewage (MG)	Partially Treated (MG)	Dilute Raw Sewage (MG)
	0.043000		

Location: Regulator 021

Cause: SSO was due to recent rainfalls sweeping debris into the sewer system, and the sewage flow pushing it into the regulator, causing a plug in the system. Discharge was not disinfected. Only the surface water was impacted.

Lansing WWTP

Submission ID. **HNS-7XTP-A3SXN**
Permit **MI0023400**

Start Day	Start Time	End Day	End Time
8/16/2019	8:00:00 AM	8/21/2019	12:00:00 PM

Waterbody: Grand River

RTB (MG)	Raw Sewage (MG)	Partially Treated (MG)	Dilute Raw Sewage (MG)
	0.003400		

Cause: A contractor working on the sidewalk inadvertently crushed the cleanout for 1135 N Washington Ave, approximately 10 feet below the sidewalk. The effluent infiltrated into the basement croc of 1131 N Washington Ave. Residents noticed a strong odor, then later, sewage filling the croc. The effluent was raw sewage filtered through the soil. They contacted the City and the crushed cleanout was discovered. The contractor fixed the effluent pipe.

MG = million gallons

MICHIGAN DEPARTMENT OF ENVIRONMENT, GREAT LAKES, AND ENERGY

Sanitary Sewage Overflow Detail Report
January 1 - December 31, 2019

Lansing WWTP

Submission ID. **HNS-DETD-37WS5**
Permit **MI0023400**

Start Day	Start Time	End Day	End Time
8/30/2019	9:50:00 AM	8/30/2019	10:00:00 AM

Waterbody: Grand River

RTB (MG)	Raw Sewage (MG)	Partially Treated (MG)	Dilute Raw Sewage (MG)
	0.000610		

Location: Regulator 011

Cause: SSO was due to a recent rainfall sweeping debris into the sewer system, and the sewage flow pushing it into the regulator, causing a plug in the system. Discharge was not disinfected. Only the surface water was impacted.

Lansing WWTP

Submission ID. **HNS-QMG8-HDHDG**
Permit **MI0023400**

Start Day	Start Time	End Day	End Time
9/12/2019	8:47:00 AM	9/12/2019	12:37:00 PM

Waterbody: Grand River

RTB (MG)	Raw Sewage (MG)	Partially Treated (MG)	Dilute Raw Sewage (MG)
	0.247100		

Location: Regulator 19

Cause: SSO was due to a recent rainfall sweeping debris into the sewer system, and the sewage flow pushing it into the regulator, causing a plug in the system. Discharge was not disinfected. Only the surface water was impacted.

MG = million gallons

MICHIGAN DEPARTMENT OF ENVIRONMENT, GREAT LAKES, AND ENERGY

Sanitary Sewage Overflow Detail Report
January 1 - December 31, 2019

Totals **Lansing WWTP**

RTB (MG)	Raw Sewage (MG)	Partially Treated (MG)	Dilute Raw Sewage (MG)
	0.31611	18.44900	4.64460

Long-term Control Program being implemented; an Administrative Consent Order (ACO) with integrated plan requirements to correct CSO and SSO discharges. The ACO requires that core CSO correction be completed by December 31, 2032. The remaining CSO correction will be completed under the adaptive management approach. Adaptive management will consider lessons learned during the previous phase; a recalibrated hydraulic model and Wet Weather Control Plan update in 2023; green infrastructure; and includes appropriate revisions to correction projects specified for subsequent phases.

Stockbridge WWSL

Stockbridge WWSL

Submission ID. **HNS-X7T6-1VVV5**

Start Day	Start Time	End Day	End Time
9/18/2019	3:00:00 PM	9/18/2019	5:00:00 PM

RTB (MG)	Raw Sewage (MG)	Partially Treated (MG)	Dilute Raw Sewage (MG)
	0.000020		

Cause: A six inch clay pipe was hit by a contractor digging. The pipe is a low flow sewer main.

EGLE Action: None, no impact to water quality per permittee

Totals **Stockbridge WWSL**

RTB (MG)	Raw Sewage (MG)	Partially Treated (MG)	Dilute Raw Sewage (MG)
	0.00002		

County Totals **Ingham**

RTB (MG)	Raw Sewage (MG)	Partially Treated (MG)	Dilute Raw Sewage (MG)
	0.31613	18.44900	21.61460

MG = million gallons

MICHIGAN DEPARTMENT OF ENVIRONMENT, GREAT LAKES, AND ENERGY

Sanitary Sewage Overflow Detail Report
January 1 - December 31, 2019

Ionia

Lakewood WW Auth CM

Lakewood WW Auth CM

Submission ID. **HNQ-PFC6-BH0YP**
Permit **MI0042978**

Start Day	Start Time	End Day	End Time
6/20/2019	3:50:00 AM	6/20/2019	1:12:00 PM

Rain(in.) = 2.5
Waterbody: Woodland Creek

RTB (MG)	Raw Sewage (MG)	Partially Treated (MG)	Dilute Raw Sewage (MG)
			0.14050

Location: Lift station 11 - 5555 Woodland Creek

Cause: Due to heavy rains and an overloaded system

EGLE Action: The NPDES Permit has requirements to upgrade lift stations and construct a new force main and gravity interceptor to alleviate the hydraulic capacity problem.

Lakewood WW Auth CM

Submission ID. **HNW-E2PA-T1S8X**
Permit **MI0042978**

Start Day	Start Time	End Day	End Time
12/30/2019	4:45:00 AM	12/30/2019	4:55:00 AM

Rain(in.) = 2.16
Waterbody: Jordan Lake

RTB (MG)	Raw Sewage (MG)	Partially Treated (MG)	Dilute Raw Sewage (MG)
			0.00050

Cause: Due to heavy rains

EGLE Action: The permittee is already constructing a gravity interceptor to address the capacity problem.

MG = million gallons

MICHIGAN DEPARTMENT OF ENVIRONMENT, GREAT LAKES, AND ENERGY

Sanitary Sewage Overflow Detail Report
January 1 - December 31, 2019

Lakewood WW Auth CM

Submission ID. **HNW-E1TM-JCKE3**
Permit **MI0042978**

Start Day	Start Time	End Day	End Time
12/30/2019	4:50:00 AM	12/30/2019	11:43:00 AM

Rain(in.) = 2.16
Waterbody: Woodland Creek

RTB (MG)	Raw Sewage (MG)	Partially Treated (MG)	Dilute Raw Sewage (MG)
			0.10325

Location: Pump Station #11

Cause: Due to heavy rains overloading the system

EGLE Action: None needed at this time. The LWA is currently constructing a gravity interceptor to alleviate the bottlenecks in the collection system.

Lakewood WW Auth CM

Submission ID. **HNW-E381-H2YW6**

Start Day	Start Time	End Day	End Time
12/30/2019	5:50:00 AM	12/30/2019	9:48:00 AM

Rain(in.) = 2.16
Waterbody: Jordan Lake

RTB (MG)	Raw Sewage (MG)	Partially Treated (MG)	Dilute Raw Sewage (MG)
			0.01860

Location: Pump Station 12

Cause: Due to heavy rain

EGLE Action: None needed. The permittee is already engaged in constructing a new gravity interceptor to alleviate the bottle neck in this collection system.

Totals Lakewood WW Auth CM

RTB (MG)	Raw Sewage (MG)	Partially Treated (MG)	Dilute Raw Sewage (MG)
			0.26285

MG = million gallons

MICHIGAN DEPARTMENT OF ENVIRONMENT, GREAT LAKES, AND ENERGY

Sanitary Sewage Overflow Detail Report
January 1 - December 31, 2019

County Totals **Ionia**

RTB (MG)	Raw Sewage (MG)	Partially Treated (MG)	Dilute Raw Sewage (MG)
			0.26285

Iosco

Oscoda Twp WWTP Wurtsmith

Oscoda Twp WWTP Wurtsmith

Submission ID. **HNP-EC1M-RY3F9**
Permit **GW1810213**

Start Day	Start Time	End Day	End Time
4/29/2019	11:00:00 AM	4/30/2019	3:00:00 PM

Waterbody: Ausable River

RTB (MG)	Raw Sewage (MG)	Partially Treated (MG)	Dilute Raw Sewage (MG)
	0.000050		

Location: Sanitary Sewer

Cause: A coupling on the force main suspended from the River Road bridge was dripping sewage when the pump station ran.

EGLE Action: No further action required. Entity is committed to regular maintenance of their collection system to prevent future SSO events.

Totals **Oscoda Twp WWTP Wurtsmith**

RTB (MG)	Raw Sewage (MG)	Partially Treated (MG)	Dilute Raw Sewage (MG)
	0.00005		

County Totals **Iosco**

RTB (MG)	Raw Sewage (MG)	Partially Treated (MG)	Dilute Raw Sewage (MG)
	0.00005		

MG = million gallons

MICHIGAN DEPARTMENT OF ENVIRONMENT, GREAT LAKES, AND ENERGY

Sanitary Sewage Overflow Detail Report
January 1 - December 31, 2019

Isabella

Clare Welcome Center

Clare Welcome Center

Submission ID. **HNM-WQAM-00H4X**

Start Day	Start Time	End Day	End Time
2/18/2019	4:00:00 AM	2/18/2019	8:30:00 AM

RTB (MG)	Raw Sewage (MG)	Partially Treated (MG)	Dilute Raw Sewage (MG)
	0.000500		

Location: Manhole

Cause: The fuse in the lift station control panel tripped causing the power to the station to shut down. This eliminated all use of the pumps. The overflow occurred in the lid of the manhole upstream from the lift station. there appears to be a small area around the cover that had liquid go to ground.

EGLE Action: Coordination with MDOT on reporting discharge event.

Totals Clare Welcome Center

RTB (MG)	Raw Sewage (MG)	Partially Treated (MG)	Dilute Raw Sewage (MG)
	0.00050		

MG = million gallons

MICHIGAN DEPARTMENT OF ENVIRONMENT, GREAT LAKES, AND ENERGY

Sanitary Sewage Overflow Detail Report
January 1 - December 31, 2019

Union Twp WWTP

Union Twp WWTP

Submission ID. **HNR-WBTX-576YK**
Permit **MI-0055808-4**

Start Day	Start Time	End Day	End Time
8/8/2019	5:00:00 PM	8/8/2019	7:15:00 PM

RTB (MG)	Raw Sewage (MG)	Partially Treated (MG)	Dilute Raw Sewage (MG)
	0.005000		

Cause: blockage occurred between two manholes causing sewage to discharge from one of the manholes.

EGLE Action: No further action required. Area will be cleaned and debris removed from surrounding area collection system.

Totals Union Twp WWTP

RTB (MG)	Raw Sewage (MG)	Partially Treated (MG)	Dilute Raw Sewage (MG)
	0.00500		

County Totals Isabella

RTB (MG)	Raw Sewage (MG)	Partially Treated (MG)	Dilute Raw Sewage (MG)
	0.00550		

MG = million gallons

MICHIGAN DEPARTMENT OF ENVIRONMENT, GREAT LAKES, AND ENERGY

Sanitary Sewage Overflow Detail Report
January 1 - December 31, 2019

Jackson

Blackman Township Sanitary Sewer Collection System

Blackman Township Sanitary Sewer Collection System

Submission ID. **HNQ-YW38-03E3D**

Start Day	Start Time	End Day	End Time
7/1/2019	1:00:00 AM	7/1/2019	9:00:00 AM

Waterbody: Wetlands

RTB (MG)	Raw Sewage (MG)	Partially Treated (MG)	Dilute Raw Sewage (MG)
	0.000500		

Cause: Overflow from a duplex grinder station. Grease buildup in the station prevented the floats from operating.

EGLE Action: No actions taken at this time.

Totals Blackman Township Sanitary Sewer Collection System

RTB (MG)	Raw Sewage (MG)	Partially Treated (MG)	Dilute Raw Sewage (MG)
	0.00050		

Columbia Township CM

Columbia Township CM

Submission ID. **HNS-04K0-BA4FN**

Start Day	Start Time	End Day	End Time
8/8/2019	10:00:00 AM	8/8/2019	11:00:00 AM

Waterbody: Clark Lake in Clark Lake Michigan in Columb

RTB (MG)	Raw Sewage (MG)	Partially Treated (MG)	Dilute Raw Sewage (MG)
			0.00400

Cause: A subcontractor for Consumers Energy was directional boring a electrical line in and bored through a 6-inch sewer transmission main line. The line was properly marked by the owner.

EGLE Action: Follow up with Consumers Energy on preventative measures and training for subcontractors. No further actions at this time.

MG = million gallons

MICHIGAN DEPARTMENT OF ENVIRONMENT, GREAT LAKES, AND ENERGY

Sanitary Sewage Overflow Detail Report
January 1 - December 31, 2019

Totals Columbia Township CM

RTB (MG)	Raw Sewage (MG)	Partially Treated (MG)	Dilute Raw Sewage (MG)
			0.00400

Grass Lake Township CM

Grass Lake Township CM

Submission ID. **HNM-QDTW-HGH3M**

Start Day	Start Time	End Day	End Time
2/19/2019	3:40:00 PM	2/19/2019	3:55:00 PM

RTB (MG)	Raw Sewage (MG)	Partially Treated (MG)	Dilute Raw Sewage (MG)
			0.00100

Cause: Bad breaker reset breaker Changed the next day breaker has been changed

EGLE Action: No further action

Totals Grass Lake Township CM

RTB (MG)	Raw Sewage (MG)	Partially Treated (MG)	Dilute Raw Sewage (MG)
			0.00100

MG = million gallons

MICHIGAN DEPARTMENT OF ENVIRONMENT, GREAT LAKES, AND ENERGY

Sanitary Sewage Overflow Detail Report
January 1 - December 31, 2019

Leoni Twp WWTP

Leoni Twp WWTP

Submission ID. **HNQ-50QN-KNWNV**

Start Day	Start Time	End Day	End Time
5/29/2019	10:30:00 PM	5/30/2019	10:06:00 AM

RTB (MG)	Raw Sewage (MG)	Partially Treated (MG)	Dilute Raw Sewage (MG)
	0.000500		

Location: I94 ROW

Cause: broken force main most of sewage was vacumed and hauled off site, currently using pump and haul

EGLE Action: No further action at this time.

Totals Leoni Twp WWTP

RTB (MG)	Raw Sewage (MG)	Partially Treated (MG)	Dilute Raw Sewage (MG)
	0.00050		

County Totals Jackson

RTB (MG)	Raw Sewage (MG)	Partially Treated (MG)	Dilute Raw Sewage (MG)
	0.00100		**0.00500**

MG = million gallons

MICHIGAN DEPARTMENT OF ENVIRONMENT, GREAT LAKES, AND ENERGY

Sanitary Sewage Overflow Detail Report
January 1 - December 31, 2019

Kalamazoo

Colonial Acres

Colonial Acres

Submission ID. **HNP-S9QG-X7M7X**

Start Day	Start Time	End Day	End Time
5/14/2019	9:15:00 AM	5/14/2019	4:00:00 PM

Waterbody: Davis Creek

RTB (MG)	Raw Sewage (MG)	Partially Treated (MG)	Dilute Raw Sewage (MG)
	0.000250		

Location: Site 124

Cause: Plugged sewer main near site #124, Sewage began to flow towards the creek and the 2 sections of sandbags were placed to try and keep the flow onsite. Undetermined amount of flow made t it to the creek.

EGLE Action: Event reviewed and proper cleanup has occurred.

Totals Colonial Acres

RTB (MG)	Raw Sewage (MG)	Partially Treated (MG)	Dilute Raw Sewage (MG)
	0.00025		

MG = million gallons

MICHIGAN DEPARTMENT OF ENVIRONMENT, GREAT LAKES, AND ENERGY

Sanitary Sewage Overflow Detail Report
January 1 - December 31, 2019

Gull Lake Sewer & Water Authority CM

Gull Lake Sewer & Water Authority CM

Submission ID. **HNV-JGGG-AT9AP**

Start Day	Start Time	End Day	End Time
11/24/2019	3:15:00 PM	11/24/2019	8:00:00 PM

RTB (MG)	Raw Sewage (MG)	Partially Treated (MG)	Dilute Raw Sewage (MG)
	0.000350		

Location: ROW in the 200 block of N 37th St

Cause: A vent pipe on an abandoned force main was hit by farm equipment within the road ROW. There was a small amount of residential sanitary sewer released from the pipe. The sewer was under pressure from the flowable fill process implemented during the abandonment process. The discharge was confined to an area of 150 square feet including some asphalt. Removal and replacement of 5 yards of dirt was part of the remediation plan. Capping off the old air release valve was completed.

EGLE Action: Event Reviewed and Processed.

Totals Gull Lake Sewer & Water Authority CM

RTB (MG)	Raw Sewage (MG)	Partially Treated (MG)	Dilute Raw Sewage (MG)
	0.00035		

MG = million gallons

MICHIGAN DEPARTMENT OF ENVIRONMENT, GREAT LAKES, AND ENERGY

Sanitary Sewage Overflow Detail Report
January 1 - December 31, 2019

Kalamazoo CM

Kalamazoo CM

Submission ID. **HNK-5Q5C-8BE1V**

Start Day	Start Time	End Day	End Time
1/3/2019	11:18:00 AM	1/3/2019	12:02:00 PM

RTB (MG)	Raw Sewage (MG)	Partially Treated (MG)	Dilute Raw Sewage (MG)
	0.000300		

Location: 1912 Whites Road Kalamazoo, Michigan

Cause: Grease build-up caused a blockage in the sewer pipe creating a SSO incident.

EGLE Action: Event reviewed.

Kalamazoo CM

Submission ID. **HNK-HVS5-7SM1Z**

Start Day	Start Time	End Day	End Time
1/3/2019	4:15:00 PM	1/3/2019	6:30:00 PM

Waterbody: Kalamazoo County State Ditch and Branch D

RTB (MG)	Raw Sewage (MG)	Partially Treated (MG)	Dilute Raw Sewage (MG)
	0.000405		

Location: Manhole located at 1024 Interfaith Blvd Kalamazoo, Michigan

Cause: The sanitary sewer overflow incident was caused by vandalism. Debris was thrown into the manhole causing a blockage creating the overflow incident.

EGLE Action: Event Reviewed.

MG = million gallons

MICHIGAN DEPARTMENT OF ENVIRONMENT, GREAT LAKES, AND ENERGY

Sanitary Sewage Overflow Detail Report
January 1 - December 31, 2019

Kalamazoo CM

Submission ID. **HNM-0VX6-CXKHX**

Start Day	Start Time	End Day	End Time
1/22/2019	4:00:00 PM	1/22/2019	7:00:00 PM

Waterbody: Kalamazoo River

RTB (MG)	Raw Sewage (MG)	Partially Treated (MG)	Dilute Raw Sewage (MG)
			0.02030

Location: 1499 Lake Street Kalamazoo, Michigan - Intersection of Lake Street & Clarence

Cause: The Sanitary Sewer Overflow incident was associated with a water main break that flushed debris/soils into the sewer pipe causing a blockage. The overflow mainly consisted of chlorinated water from the water main break mixed with residual wastewater within the sewer pipe.

EGLE Action: Event reviewed and discussed with CoK.

Kalamazoo CM

Submission ID. **HNM-BMHW-G0P0T**

Start Day	Start Time	End Day	End Time
2/5/2019	8:00:00 AM	2/5/2019	9:00:00 AM

Waterbody: Portage Creek

RTB (MG)	Raw Sewage (MG)	Partially Treated (MG)	Dilute Raw Sewage (MG)
	0.000300		

Location: 400 East Lovell Street Kalamazoo , Michigan

Cause: Debris and grease within the sanitary sewer created a blockage creating an overflow incident.

EGLE Action: Incident Reviewed.

MG = million gallons

MICHIGAN DEPARTMENT OF ENVIRONMENT, GREAT LAKES, AND ENERGY

Sanitary Sewage Overflow Detail Report
January 1 - December 31, 2019

Kalamazoo CM

Submission ID. **HNP-T9Q2-FZWCP**

Start Day	Start Time	End Day	End Time
5/16/2019	4:00:00 PM	5/16/2019	4:30:00 PM

Waterbody: Kalamazoo River

RTB (MG)	Raw Sewage (MG)	Partially Treated (MG)	Dilute Raw Sewage (MG)
	0.000075		

Cause: Roots in the public sewer caused a back-up of sewage into the basement of the house at 1625 East Stockbridge. The resident then started to pump the sewage out of the basement with a sump pump onto their yard. The flow drained downhill to the sidewalk and the road surface. An estimated volume of 55 gallons reached the storm catch basin on Stockbridge.

EGLE Action: Event has been reviewed and verified as being cleaned up.

Kalamazoo CM

Submission ID. **HNQ-2T2Z-26ZXB**

Start Day	Start Time	End Day	End Time
5/27/2019	11:15:00 AM	5/27/2019	11:45:00 AM

Waterbody: Kalamazoo River

RTB (MG)	Raw Sewage (MG)	Partially Treated (MG)	Dilute Raw Sewage (MG)
	0.000030		

Location: Sewer Lateral from 918 Riverview to manhole KC 14-211

Cause: The discharge was caused by a build-up of debris within the sewer lateral. The debris builds up due to a defect in the sewer lateral. The sewer lateral is schedule for repair on June 10, 2019. The site has had previous SSO incidents with the last incident 12/22/17.

EGLE Action: Scheduled for repair in early June 2019.

MG = million gallons

MICHIGAN DEPARTMENT OF ENVIRONMENT, GREAT LAKES, AND ENERGY

Sanitary Sewage Overflow Detail Report
January 1 - December 31, 2019

Kalamazoo CM

Submission ID. **HNQ-H0PR-HXYTE**

Start Day	Start Time	End Day	End Time
6/13/2019	12:00:00 PM	6/14/2019	4:45:00 PM

Rain(in.) = 0.5

Waterbody: Axtell Creek

RTB (MG)	Raw Sewage (MG)	Partially Treated (MG)	Dilute Raw Sewage (MG)
	0.000070		

Cause: The discharge of sewage was caused by tree roots in the sewer lateral from the private resident property. The roots also caused the pipe to collapse along the sewer lateral before the sewer main. This caused sewage to seep through the ground to the roadway and up onto the street along curb. The sewer lateral has been disconnected and repairs have been started. Repairs are planned to be completed on soon.

EGLE Action: Event acknowledged and cleanup verified.

Kalamazoo CM

Submission ID. **HNQ-Z40B-SJ4PC**

Start Day	Start Time	End Day	End Time
7/2/2019	10:17:00 AM	7/2/2019	11:45:00 AM

Waterbody: Pond NE corner of Pavilion and E N Ave

RTB (MG)	Raw Sewage (MG)	Partially Treated (MG)	Dilute Raw Sewage (MG)
	0.002000		

Cause: Hartco Cable, Inc was preforming lateral bore drilling when the sewer main was damaged from the drilling causing the sanitary sewer to flow out from the ground.

EGLE Action: Event has been reviewed and deemed properly addressed.

MG = million gallons

MICHIGAN DEPARTMENT OF ENVIRONMENT, GREAT LAKES, AND ENERGY

Sanitary Sewage Overflow Detail Report
January 1 - December 31, 2019

Kalamazoo CM

Submission ID. **HNS-A2N1-ZE4S0**

Start Day	Start Time	End Day	End Time
8/25/2019	6:00:00 PM	8/25/2019	8:15:00 PM

Waterbody: Retention Pond just North of Maple Hill Tar

RTB (MG)	Raw Sewage (MG)	Partially Treated (MG)	Dilute Raw Sewage (MG)
	0.002700		

Cause: Discharge came from a private manhole on the corner of Silk Rd and Maple Hill Dr., the cause of the blockage was towels, heavy duty paper towels and grease. The blockage was in the private sewer lateral that connects an apartment complex to the sewer main.

EGLE Action: Event reviewed and proper remediation occurred.

Kalamazoo CM

Submission ID. **HNS-NGJB-Z41FK**

Start Day	Start Time	End Day	End Time
9/7/2019	3:30:00 PM	9/9/2019	8:00:00 PM

Waterbody: Kalamazoo River

RTB (MG)	Raw Sewage (MG)	Partially Treated (MG)	Dilute Raw Sewage (MG)
	0.094500		

Location: Collection System MH indicated in report

Cause: Sanitary sewer pipe collapsed draining into the storm sewer

EGLE Action: Event reviewed and proper remediation occurred.

MG = million gallons

MICHIGAN DEPARTMENT OF ENVIRONMENT, GREAT LAKES, AND ENERGY

Sanitary Sewage Overflow Detail Report
January 1 - December 31, 2019

Kalamazoo CM

Submission ID. **HNS-VV32-61E34**

Start Day	Start Time	End Day	End Time
9/17/2019	5:42:00 PM	9/17/2019	8:20:00 PM

Waterbody: Kalamazoo River

RTB (MG)	Raw Sewage (MG)	Partially Treated (MG)	Dilute Raw Sewage (MG)
	0.002370		

Location: STOWKC 23-1

Cause: The sanitary sewer had a breach releasing sewage from sanitary pipe into a storm sewer. The 12" sanitary sewer travels through a 42" storm sewer in that location. The sanitary waste did reach the storm outfall STOWKC 23-1and into the Kalamazoo River.

EGLE Action: Event reviewed. Remediation has concluded.

Kalamazoo CM

Submission ID. **HNW-0T38-6J100**

Start Day	Start Time	End Day	End Time
12/14/2019	12:10:00 PM	12/14/2019	1:20:00 PM

Waterbody: Spring Valley Lake

RTB (MG)	Raw Sewage (MG)	Partially Treated (MG)	Dilute Raw Sewage (MG)
	0.000700		

Location: Sanitary Manhole located in Spring Valley Park

Cause: The Sanitary Sewer Overflow was caused by grease and rags build-up within the sewer pipe.

EGLE Action: No Additional Actions taken at this Time

Totals Kalamazoo CM

RTB (MG)	Raw Sewage (MG)	Partially Treated (MG)	Dilute Raw Sewage (MG)
	0.10345		**0.02030**

MG = million gallons

MICHIGAN DEPARTMENT OF ENVIRONMENT, GREAT LAKES, AND ENERGY

Sanitary Sewage Overflow Detail Report
January 1 - December 31, 2019

Richland MHP

Richland MHP

Submission ID. **HNQ-SM2H-NGNHZ**

Start Day	Start Time	End Day	End Time
6/21/2019	5:00:00 PM	6/24/2019	12:00:00 PM

Rain(in.) = 0.45

RTB (MG)	Raw Sewage (MG)	Partially Treated (MG)	Dilute Raw Sewage (MG)
	0.002000		

Cause: Sanitary sewage from a full manhole covered by asphalt that serves about 10% of the mobile home park from Friday evening (6/21) through mid-day Monday (6/24).

EGLE Action: Event reviewed. Corrections identified and overflow was cleaned up.

Totals Richland MHP

RTB (MG)	Raw Sewage (MG)	Partially Treated (MG)	Dilute Raw Sewage (MG)
	0.00200		

County Totals Kalamazoo

RTB (MG)	Raw Sewage (MG)	Partially Treated (MG)	Dilute Raw Sewage (MG)
	0.10605		**0.02030**

MG = million gallons

MICHIGAN DEPARTMENT OF ENVIRONMENT, GREAT LAKES, AND ENERGY

Sanitary Sewage Overflow Detail Report
January 1 - December 31, 2019

Kent

Alpine Township CM

Alpine Township CM

Submission ID. **HNT-YZXJ-Y86HM**
Permit **MI0057419**

Start Day	Start Time	End Day	End Time
10/31/2019	5:00:00 PM	11/1/2019	1:00:00 PM

Rain(in.) = 2.4

Waterbody: Indian Millcreek

RTB (MG)	Raw Sewage (MG)	Partially Treated (MG)	Dilute Raw Sewage (MG)
	0.079000		

Cause: The control system failed and the back-up high-water alarm float failed at the lift station.

EGLE Action: Discussed with NKSA the corrective actions to repair the equipment failure and planned measures to prevent such occurrences in the future. The completed and proposed actions were appropriate. No further action by EGLE at this time.

Totals Alpine Township CM

RTB (MG)	Raw Sewage (MG)	Partially Treated (MG)	Dilute Raw Sewage (MG)
	0.07900		

MG = million gallons

MICHIGAN DEPARTMENT OF ENVIRONMENT, GREAT LAKES, AND ENERGY

Sanitary Sewage Overflow Detail Report
January 1 - December 31, 2019

Caledonia Township CM-Kent Co

Caledonia Township CM-Kent Co

Submission ID. **HNR-FNK8-CNKV0**

Start Day	Start Time	End Day	End Time
7/23/2019	8:50:00 AM	7/23/2019	9:35:00 AM

RTB (MG)	Raw Sewage (MG)	Partially Treated (MG)	Dilute Raw Sewage (MG)
			0.02617

Cause: GVL Excavating was working on the site for the development of a new commercial facility. While excavating on the north end of the property they came in contact with the 10" HDPE force-main (out of service since September 2015). Once the pipe was damaged it discharged from the high point of the pipeline at an elevation of 821 to the break location at an elevation of ~751.

EGLE Action: No further actions at this time.

Totals Caledonia Township CM-Kent Co

RTB (MG)	Raw Sewage (MG)	Partially Treated (MG)	Dilute Raw Sewage (MG)
			0.02617

Cedarfield MHC

Cedarfield MHC

Submission ID. **HNT-8SX8-V9ZZ9**

Permit **GW1810238**

Start Day	Start Time	End Day	End Time
10/3/2019	2:00:00 PM	10/3/2019	3:00:00 PM

RTB (MG)	Raw Sewage (MG)	Partially Treated (MG)	Dilute Raw Sewage (MG)
	0.002000		

Location: Break in the force main from the main lift station

Cause: Truck ran over clean out and cracked pipe the is hooked to the force main that goes from the lift station to the wastewater treatment plant

EGLE Action: No further actions.

MG = million gallons

MICHIGAN DEPARTMENT OF ENVIRONMENT, GREAT LAKES, AND ENERGY

Sanitary Sewage Overflow Detail Report
January 1 - December 31, 2019

Cedarfield MHC

Submission ID. **HNW-4GT3-PXRTP**
Permit **GW1810238**

Start Day	Start Time	End Day	End Time
12/16/2019	11:00:00 AM	12/18/2019	11:00:00 AM

RTB (MG)	Raw Sewage (MG)	Partially Treated (MG)	Dilute Raw Sewage (MG)
	0.004000		

Cause: The sewer line was plugged and backed up spilling out manhole cover

EGLE Action: None at this time.

Totals Cedarfield MHC

RTB (MG)	Raw Sewage (MG)	Partially Treated (MG)	Dilute Raw Sewage (MG)
	0.00600		

Grand Rapids CM

Grand Rapids CM

Submission ID. **HNR-FMJW-EKS7E**

Start Day	Start Time	End Day	End Time
7/17/2019	11:49:00 AM	7/17/2019	12:05:00 PM

RTB (MG)	Raw Sewage (MG)	Partially Treated (MG)	Dilute Raw Sewage (MG)
	0.000050		

Location: Reeds Hollow Force Main

Cause: Force main was leaking. Reported by citizen. 50 gallons lost, Vactor truck captured lost sewage, lime applied to the area, repair sleeve applied to force main. Found some sewage in catch basin, was not overflowing to storm system, vactor cleaned catch basin.

EGLE Action: None needed at this time.

MG = million gallons

MICHIGAN DEPARTMENT OF ENVIRONMENT, GREAT LAKES, AND ENERGY

Sanitary Sewage Overflow Detail Report
January 1 - December 31, 2019

Grand Rapids CM

Submission ID. **HNW-DYC4-D50H7**
Permit **MI0026069**

Start Day	Start Time	End Day	End Time
12/30/2019	9:45:00 AM	12/30/2019	10:45:00 AM

RTB (MG)	Raw Sewage (MG)	Partially Treated (MG)	Dilute Raw Sewage (MG)
			0.06023

Location: Gravity Main attached to Terminal Manhole Structure

Cause: The discharge was caused by a collapse of the gravity main leading from the terminal manhole structure. Once the gravity sewer collapsed, the discharge from the station forced its way to the surface and flowed west through the ditch on the North side of the road making its way to a small wooded area. The gravity main that collapsed was a section of concrete pipe that had deteriorated to the point of failure. Flow from the station was diverted to tankers and hauled for disposal while the repairs were being made. Crews removed 7' of 18" reinforced concrete pipe. It was replaced with 7' of 21" SDR pipe which connects to 18" clay downstream. The deterioration of the concrete pipe appears to be due to H2S corrosion. The removal of the concrete pipe should prevent any future reoccurrence. All affected areas were cleaned using vactor trucks. Any areas that had standing water were collected and had lime spread by Sewer Maintenance personnel.

EGLE Action: None needed

Totals Grand Rapids CM

RTB (MG)	Raw Sewage (MG)	Partially Treated (MG)	Dilute Raw Sewage (MG)
	0.00005		**0.06023**

MG = million gallons

MICHIGAN DEPARTMENT OF ENVIRONMENT, GREAT LAKES, AND ENERGY

Sanitary Sewage Overflow Detail Report
January 1 - December 31, 2019

Grand Rapids WRRF

Grand Rapids WRRF

Submission ID. **HNM-VBNH-48VDJ**
Permit **MI0026069**

Start Day	Start Time	End Day	End Time
2/25/2019	10:58:00 AM	2/25/2019	1:30:00 PM

RTB (MG)	Raw Sewage (MG)	Partially Treated (MG)	Dilute Raw Sewage (MG)
	0.000010		

Location: Thornapple Lift Station

Cause: Pump around pit at the station was busted and isolation valve was not totally closed leaking some sewage back through the broken part of the pipe. The valve was open a little causing the discharge. Valve exercised and sealed completely which stopped discharge.

EGLE Action: An email regarding the verbal notification requirements of SSOs were sent to the city of Grand Rapids

Grand Rapids WRRF

Submission ID. **HNP-RVF2-WXVFW**
Permit **MI0026069**

Start Day	Start Time	End Day	End Time
5/14/2019	7:32:00 PM	5/14/2019	8:20:00 PM

RTB (MG)	Raw Sewage (MG)	Partially Treated (MG)	Dilute Raw Sewage (MG)
	0.000010		

Location: Wetwell at Riverside Park restroom

Cause: Wetwell manhole for restrooms overflowed due to failure of discharge piping within wetwell. City of GR Parks Dept. owned.

EGLE Action: None needed

MG = million gallons

MICHIGAN DEPARTMENT OF ENVIRONMENT, GREAT LAKES, AND ENERGY

Sanitary Sewage Overflow Detail Report
January 1 - December 31, 2019

Grand Rapids WRRF

Submission ID. **HNP-TZ1Q-7Z0AT**
Permit **MI0026069**

Start Day	Start Time	End Day	End Time
5/16/2019	11:00:00 PM	5/17/2019	2:00:00 AM

Waterbody: Tributary to Tallman Creek Section 29 near

RTB (MG)	Raw Sewage (MG)	Partially Treated (MG)	Dilute Raw Sewage (MG)
	0.023000		

Cause: An air relief valve on the force main for a lift station failed and spilled a quantity of sewage into the roadway, the ditch next to the road, residential yards, and into a pond like tributary to Tallman Creek.

EGLE Action: None needed.

Grand Rapids WRRF

Submission ID. **HNQ-BQ6D-3W3AF**
Permit **MI0026069**

Start Day	Start Time	End Day	End Time
6/7/2019	3:55:00 PM	6/7/2019	7:05:00 PM

Waterbody: Plaster Creek

RTB (MG)	Raw Sewage (MG)	Partially Treated (MG)	Dilute Raw Sewage (MG)
	0.002850		

Location: near 3400 Breton SE

Cause: Manhole structure break. Causing some of sewage to flow into creek.

EGLE Action: None

Totals Grand Rapids WRRF

RTB (MG)	Raw Sewage (MG)	Partially Treated (MG)	Dilute Raw Sewage (MG)
	0.02587		

MG = million gallons

MICHIGAN DEPARTMENT OF ENVIRONMENT, GREAT LAKES, AND ENERGY

Sanitary Sewage Overflow Detail Report
January 1 - December 31, 2019

Lakeside MHC

Lakeside MHC

Submission ID. **HNN-A59Q-RA9TJ**
Permit **GW1110829**

Start Day	Start Time	End Day	End Time
3/15/2019	2:00:00 PM	3/16/2019	11:00:00 AM

Rain(in.) = 0.08
Waterbody: wetland

RTB (MG)	Raw Sewage (MG)	Partially Treated (MG)	Dilute Raw Sewage (MG)
	0.005000		

Location: dosing pump force main break, located in the service road

Cause: 8 inch pressure pipe broke in two track road. It drained into a wetland until it was fixed.

EGLE Action: Violation Notice was sent to address discharge

Totals Lakeside MHC

RTB (MG)	Raw Sewage (MG)	Partially Treated (MG)	Dilute Raw Sewage (MG)
	0.00500		

Plummers Septic Tank Inc

Plummers Septic Tank Inc

Submission ID. **HNK-X9TF-HH7WF**

Start Day	Start Time	End Day	End Time
1/16/2019	3:00:00 PM	1/16/2019	3:05:00 PM

RTB (MG)	Raw Sewage (MG)	Partially Treated (MG)	Dilute Raw Sewage (MG)
		0.00020	

Location: 5003 Clyde Park Avenue SW

Cause: Nurse tank with 90% treated septage overflowed. HIgh water switch float failure.

EGLE Action: Reviewed the report and facility's corrective actions. No additional actions required at this time.

MG = million gallons

MICHIGAN DEPARTMENT OF ENVIRONMENT, GREAT LAKES, AND ENERGY

Sanitary Sewage Overflow Detail Report
January 1 - December 31, 2019

Totals Plummers Septic Tank Inc

RTB (MG)	Raw Sewage (MG)	Partially Treated (MG)	Dilute Raw Sewage (MG)
		0.00020	

County Totals Kent

RTB (MG)	Raw Sewage (MG)	Partially Treated (MG)	Dilute Raw Sewage (MG)
	0.11592	0.00020	0.08640

MG = million gallons

MICHIGAN DEPARTMENT OF ENVIRONMENT, GREAT LAKES, AND ENERGY

Sanitary Sewage Overflow Detail Report
January 1 - December 31, 2019

Lake

Baldwin WWTP

Baldwin WWTP

Submission ID. **HNK-NE3S-SCKVE**
Permit **GW1810051**

Start Day	Start Time	End Day	End Time
1/5/2019	12:30:00 AM	1/7/2019	10:00:00 AM

Rain(in.) = 1.5

RTB (MG)	Raw Sewage (MG)	Partially Treated (MG)	Dilute Raw Sewage (MG)
	0.000400		

Location: Baldwin WWTP

Cause: The morning of January the 7th, water was observed coming out of the ground near the parking area at the Village of Baldwin WWTP. The M-37 Force Main was suspected to be the culprit and was shut down as soon as septage haulers could make it to bypass pump/haul to the US-10 Lift Station. The main was dug up and a small hole (approximately 3/16") was discovered in the 1-1/2" WWTP grinder station line that ties directly into the 8" M-37 Force Main. The hole was caused by a rock resting on the line. The hole was repaired and the lift station was put back into service. The area affected was very small and there appeared to be very little ground that was impacted. The operator that was doing checks over the weekend said he saw water running in the area Saturday, but believed it to be snow run off from warm weather and rain. He didn't realize that it was wastewater until discovering it the following Monday.

EGLE Action: None

Totals Baldwin WWTP

RTB (MG)	Raw Sewage (MG)	Partially Treated (MG)	Dilute Raw Sewage (MG)
	0.00040		

County Totals Lake

RTB (MG)	Raw Sewage (MG)	Partially Treated (MG)	Dilute Raw Sewage (MG)
	0.00040		

MG = million gallons

MICHIGAN DEPARTMENT OF ENVIRONMENT, GREAT LAKES, AND ENERGY

Sanitary Sewage Overflow Detail Report
January 1 - December 31, 2019

Lapeer

Elba Twp-Lake Nepessing WWSL

Elba Twp-Lake Nepessing WWSL

Submission ID. **HNK-HQ8J-SKKFJ**
Permit **MIG580063**

Start Day	Start Time	End Day	End Time
1/3/2019	1:00:00 PM	1/3/2019	2:00:00 PM

Waterbody: Lake Neppessing

RTB (MG)	Raw Sewage (MG)	Partially Treated (MG)	Dilute Raw Sewage (MG)
	0.000200		

Cause: discharge was raw sewage after the 4 inch forced main(thin walled plastic) was hit with a shovel.
EGLE Action: None

Totals Elba Twp-Lake Nepessing WWSL

RTB (MG)	Raw Sewage (MG)	Partially Treated (MG)	Dilute Raw Sewage (MG)
	0.00020		

Metamora Partners LLC

Metamora Partners LLC

Submission ID. **HNP-TNGN-47RKS**
Permit **GW1810068**

Start Day	Start Time	End Day	End Time
5/13/2019	5:00:00 PM	5/14/2019	5:00:00 PM

RTB (MG)	Raw Sewage (MG)	Partially Treated (MG)	Dilute Raw Sewage (MG)
	0.002000		

Cause: Pressure sewer line broken from DTE underground boring.
EGLE Action: No further action taken at this time

MG = million gallons

MICHIGAN DEPARTMENT OF ENVIRONMENT, GREAT LAKES, AND ENERGY

Sanitary Sewage Overflow Detail Report
January 1 - December 31, 2019

Totals **Metamora Partners LLC**

RTB (MG)	Raw Sewage (MG)	Partially Treated (MG)	Dilute Raw Sewage (MG)
	0.00200		

Metamora WWSL

Metamora WWSL

Submission ID. **HNN-GEWG-28AP3**
Permit **MI0056332**

Start Day	Start Time	End Day	End Time
3/23/2019	8:00:00 PM	3/23/2019	10:00:00 PM

Waterbody: Land surface discharge

RTB (MG)	Raw Sewage (MG)	Partially Treated (MG)	Dilute Raw Sewage (MG)
	0.000500		

Cause: No further Action at this time

EGLE Action: No further action taken at this time

Totals **Metamora WWSL**

RTB (MG)	Raw Sewage (MG)	Partially Treated (MG)	Dilute Raw Sewage (MG)
	0.00050		

County Totals **Lapeer**

RTB (MG)	Raw Sewage (MG)	Partially Treated (MG)	Dilute Raw Sewage (MG)
	0.00270		

MG = million gallons

MICHIGAN DEPARTMENT OF ENVIRONMENT, GREAT LAKES, AND ENERGY

Sanitary Sewage Overflow Detail Report
January 1 - December 31, 2019

Leelanau

Leland Township CM

Leland Township CM

Submission ID. **HNQ-3E1B-X9A0E**
Permit **GW1810239**

Start Day	Start Time	End Day	End Time
5/25/2019	6:00:00 PM	5/25/2019	6:05:00 PM

RTB (MG)	Raw Sewage (MG)	Partially Treated (MG)	Dilute Raw Sewage (MG)
			0.00020

Cause: There are two pumps in the system. One pump is right next to the residence and is the owner's responsibility. That pumps their sewage to a septic tank 35 yards away. That septic tank effluent then flows into Leland Township's STEP chamber and then is pumped to the plant. The resident's pump chamber was submerged by river water and was pumping continuously into the septic tank and then into our pump chamber. Our pump was running, but could not keep up with the constant flow of water. The landlord was able to get inside and their pump was turned off. Our pump was then able to catch up and pump down the STEP chamber. I estimated approx. 200 gallons overflowed onto the surrounding ground. Lime was applied to the areas of overflow. They chose to have Williams Pumping bring out a Portable Bathroom for their renters who were scheduled to leave at 10:00am 5/26/19. The township issued a notice to the landlord stating that their chamber must be repaired before structure can be occupied again.

EGLE Action: Followed up with Township and their certified operator, IAI, and determined that the residential system owner raised the grinder station/pump station on their property to ensure that future flooding by the Leland River does not flood the GS/P

MG = million gallons

MICHIGAN DEPARTMENT OF ENVIRONMENT, GREAT LAKES, AND ENERGY

Sanitary Sewage Overflow Detail Report
January 1 - December 31, 2019

Leland Township CM

Submission ID. **HNR-21W7-7CJTV**
Permit **GW1810239**

Start Day	Start Time	End Day	End Time
7/5/2019	5:00:00 PM	7/5/2019	5:30:00 PM

RTB (MG)	Raw Sewage (MG)	Partially Treated (MG)	Dilute Raw Sewage (MG)
			0.00005

Cause: I received a call from the owner at around 5:00pm stating that he noticed his septic tank was overflowing. When I arrived I found the area around the STEP chamber to be damp with a small trickle of water still flowing out. The septic tank was not overflowing, just the STEP chamber. The overflow stopped at 5:30pm about 20 minutes after I arrived. I estimated that less than 50 gallons overflowed onto the lawn. I opened the electrical panel and found that the pump circuit breaker had been tripped however I also found the pump and alarm toggle switched turned off. The owner said he hadn't touched the panel at all but that explained why the high well alarm didn't go off. Larry Clark Septic pumping was called to pump the tank and pump chamber that evening. 4lbs of lime was applied to the overflow area. The pump was replaced and the system was tested to ensure it was working correctly. A padlock was also placed on the control panel to prevent anyone from tampering with the toggle switches.

EGLE Action: EGLE reviewed this SSO report and emailed the Leland WWTP and CM operator to confirm details and understandings.

Totals Leland Township CM

RTB (MG)	Raw Sewage (MG)	Partially Treated (MG)	Dilute Raw Sewage (MG)
			0.00025

MG = million gallons

MICHIGAN DEPARTMENT OF ENVIRONMENT, GREAT LAKES, AND ENERGY

Sanitary Sewage Overflow Detail Report
January 1 - December 31, 2019

Northport Pointe WWTP

Northport Pointe WWTP

Submission ID. HNM-X00W-HKM22
Permit GW1810227

Start Day	Start Time	End Day	End Time
2/26/2019	10:00:00 AM	2/26/2019	12:00:00 PM

RTB (MG)	Raw Sewage (MG)	Partially Treated (MG)	Dilute Raw Sewage (MG)
		0.00050	

Cause: a small amount (<500 gallons estimated) of partially treated (septic tank effluent) wastewater from the wastewater collection system that services Northport Point . The discharge was caused by a cracked sch. 40 adapter fitting on a 1-1/2" service lead curb stop assembly below ground. The crack occurred on the threaded portion of the fitting. It is believed that the crack was caused by vehicular traffic in a construction area. See attached images and narrative.

EGLE Action: Worked with system operator to ensure that SSO Report was accurately and totally completed.

Totals Northport Pointe WWTP

RTB (MG)	Raw Sewage (MG)	Partially Treated (MG)	Dilute Raw Sewage (MG)
		0.00050	

MG = million gallons

MICHIGAN DEPARTMENT OF ENVIRONMENT, GREAT LAKES, AND ENERGY

Sanitary Sewage Overflow Detail Report
January 1 - December 31, 2019

Northport/Leelanau Township Utilities Authority CM

Northport/Leelanau Township Utilities Authority CM

Submission ID. **HNS-CK4Q-M56Z6**
Permit **GW1810138**

Start Day	Start Time	End Day	End Time
8/29/2019	11:00:00 AM	8/29/2019	5:00:00 PM

RTB (MG)	Raw Sewage (MG)	Partially Treated (MG)	Dilute Raw Sewage (MG)
	0.000500		

Location: Woolsey Lake Road

Cause: On Thursday August 29, 2019 at approximately 11:00 A.M. a sanitary sewer low pressure force main located on the west side of Woolsey Lake Rd. approximately 180' South of Northport Point Rd. in Northport, MI, was struck during a gas line installation project. The contractor was onsite with a vactor truck and was able to excavate the line for repair and remove the raw waste water as it pooled in the excavation. The repairs were completed at approximately 5:00 pm the same day. The amount of raw wastewater that overflowed in the excavation was estimated at < 500 gallons, we aren't sure how much of this seeped into the ground. The contractor onsite removed as much of the raw sewage with a vactor truck as they could as it entered the excavation. The affected soil was treated with three 50 lb bags of lime that were used to cover the surface area following the repair.

EGLE Action: Had several calls and emails with SSO report author to understand details and get details included in report and to make sure overflow was addressed and sewer repaired and also traded voice mails with Jim Reardon in the B-L Co Health Departme

Totals Northport/Leelanau Township Utilities Authority CM

RTB (MG)	Raw Sewage (MG)	Partially Treated (MG)	Dilute Raw Sewage (MG)
	0.00050		

County Totals Leelanau

RTB (MG)	Raw Sewage (MG)	Partially Treated (MG)	Dilute Raw Sewage (MG)
	0.00050	0.00050	0.00025

MG = million gallons

MICHIGAN DEPARTMENT OF ENVIRONMENT, GREAT LAKES, AND ENERGY

Sanitary Sewage Overflow Detail Report
January 1 - December 31, 2019

Lenawee

Adrian WWTP

Adrian WWTP

Submission ID. **HNP-J8BG-SQHHE**

Start Day	Start Time	End Day	End Time
5/1/2019	1:30:00 AM	5/1/2019	2:30:00 AM

Rain(in.) = 3

Waterbody: Raisin River South Branch

RTB (MG)	Raw Sewage (MG)	Partially Treated (MG)	Dilute Raw Sewage (MG)
			0.01000

Location: Pump Station

Cause: Discharge from pump station due to rain event.

EGLE Action: No further action

Adrian WWTP

Submission ID. **HNP-J8BG-SQHHE**

Start Day	Start Time	End Day	End Time
5/1/2019	1:30:00 AM	5/1/2019	8:30:00 AM

Rain(in.) = 3

Waterbody: South Branch River Raisin

RTB (MG)	Raw Sewage (MG)	Partially Treated (MG)	Dilute Raw Sewage (MG)
			0.04200

Location: Manhole

Cause: Discharge from manhole due to rain event.

EGLE Action: No further action.

MG = million gallons

MICHIGAN DEPARTMENT OF ENVIRONMENT, GREAT LAKES, AND ENERGY

Sanitary Sewage Overflow Detail Report
January 1 - December 31, 2019

Adrian WWTP

Submission ID. **HNP-J8BG-SQHHE**

Start Day	Start Time	End Day	End Time
5/1/2019	1:30:00 AM	5/1/2019	9:30:00 AM

Rain(in.) = 3

Waterbody: South Branch River Raisin

RTB (MG)	Raw Sewage (MG)	Partially Treated (MG)	Dilute Raw Sewage (MG)
			0.04800

Location: Manhole

Cause: Discharge from manhole due to rain event.

EGLE Action: No further action.

Adrian WWTP

Submission ID. **HNP-J8BG-SQHHE**

Start Day	Start Time	End Day	End Time
5/1/2019	1:30:00 AM	5/1/2019	9:45:00 AM

Rain(in.) = 3

Waterbody: South Branch River Raisin

RTB (MG)	Raw Sewage (MG)	Partially Treated (MG)	Dilute Raw Sewage (MG)
			0.04875

Location: Manhole

Cause: Discharge from manhole due to rain event.

EGLE Action: No further action.

MG = million gallons

MICHIGAN DEPARTMENT OF ENVIRONMENT, GREAT LAKES, AND ENERGY

Sanitary Sewage Overflow Detail Report
January 1 - December 31, 2019

Adrian WWTP

Submission ID. **HNP-J8BG-SQHHE**

Start Day	Start Time	End Day	End Time
5/1/2019	1:30:00 AM	5/1/2019	2:30:00 AM

Rain(in.) = 3

Waterbody: South Branch River Raisin

RTB (MG)	Raw Sewage (MG)	Partially Treated (MG)	Dilute Raw Sewage (MG)
			0.03300

Location: Manhole

Cause: Discharge from manhole due to rain event.

EGLE Action: No further action.

Totals Adrian WWTP

RTB (MG)	Raw Sewage (MG)	Partially Treated (MG)	Dilute Raw Sewage (MG)
			0.18175

Lenawee CDC-Loch Erin WWTP

Lenawee CDC-Loch Erin WWTP

Submission ID. **HNP-J34J-Z78WX**

Permit **MI0053848**

Start Day	Start Time	End Day	End Time
5/2/2019	1:37:00 PM	5/2/2019	5:00:00 PM

Rain(in.) = 0.1

Waterbody: Loch Erin

RTB (MG)	Raw Sewage (MG)	Partially Treated (MG)	Dilute Raw Sewage (MG)
			0.00050

Cause: Appears neighbor drove over clean out fracturing clean out riser.

EGLE Action: Reviewed and release does not warrant further action.

MG = million gallons

MICHIGAN DEPARTMENT OF ENVIRONMENT, GREAT LAKES, AND ENERGY

Sanitary Sewage Overflow Detail Report
January 1 - December 31, 2019

Lenawee CDC-Loch Erin WWTP

Submission ID. **HNP-MH1F-29BXW**
Permit **MI0053848**

Start Day	Start Time	End Day	End Time
5/8/2019	2:44:00 PM	5/8/2019	3:41:00 PM

Waterbody: Loch Erin Lake

RTB (MG)	Raw Sewage (MG)	Partially Treated (MG)	Dilute Raw Sewage (MG)
	0.004000		

Cause: Grey water from pressure sewer system. Previous repair clamps failed.

EGLE Action: No actions taken by the DEQ

Totals Lenawee CDC-Loch Erin WWTP

RTB (MG)	Raw Sewage (MG)	Partially Treated (MG)	Dilute Raw Sewage (MG)
	0.00400		0.00050

Lenawee CDC-Wamplers Lk WWSL

Lenawee CDC-Wamplers Lk WWSL

Submission ID. **HNR-M7G0-NT23E**
Permit **MIG580392**

Start Day	Start Time	End Day	End Time
7/25/2019	10:00:00 AM	7/28/2019	9:15:00 AM

RTB (MG)	Raw Sewage (MG)	Partially Treated (MG)	Dilute Raw Sewage (MG)
	0.001000		

Cause: Valve on hose in clean out structure started leaking.

EGLE Action: No further action needed.

MG = million gallons

MICHIGAN DEPARTMENT OF ENVIRONMENT, GREAT LAKES, AND ENERGY

Sanitary Sewage Overflow Detail Report
January 1 - December 31, 2019

Lenawee CDC-Wamplers Lk WWSL

Submission ID. **HNS-J7B5-S10QT**
Permit **MIG580392**

Start Day	Start Time	End Day	End Time
9/3/2019	9:08:00 AM	9/5/2019	9:30:00 AM

Waterbody: No water impact

RTB (MG)	Raw Sewage (MG)	Partially Treated (MG)	Dilute Raw Sewage (MG)
	0.000250		

Cause: Fitting came apart on sewer discharge pipe from grinder pump.
EGLE Action: No actions taken by the DEQ.

Totals Lenawee CDC-Wamplers Lk WWSL

RTB (MG)	Raw Sewage (MG)	Partially Treated (MG)	Dilute Raw Sewage (MG)
	0.00125		

Onsted WWTP

Onsted WWTP

Submission ID. **HNP-FT15-KN8CV**
Permit **MI0028304**

Start Day	Start Time	End Day	End Time
4/30/2019	2:30:00 AM	5/1/2019	9:00:00 AM

Rain(in.) = 2.6
Waterbody: Did not reach surface water

RTB (MG)	Raw Sewage (MG)	Partially Treated (MG)	Dilute Raw Sewage (MG)
			0.00500

Cause: Heavy Rain, lift station pumps running at maximum capacity and unable to handle the all of the I & I flow.
EGLE Action: No actions taken by the DEQ other than discuss with the operator.

Totals Onsted WWTP

RTB (MG)	Raw Sewage (MG)	Partially Treated (MG)	Dilute Raw Sewage (MG)
			0.00500

MG = million gallons

MICHIGAN DEPARTMENT OF ENVIRONMENT, GREAT LAKES, AND ENERGY

Sanitary Sewage Overflow Detail Report
January 1 - December 31, 2019

Tecumseh WWTP

Tecumseh WWTP

Submission ID. **HNP-EE9A-ZG0VR**
Permit **MI0020583**

Start Day	Start Time	End Day	End Time
5/1/2019	7:30:00 AM	5/1/2019	4:30:00 PM

Rain(in.) = 2.6
Waterbody: River Raisin

RTB (MG)	Raw Sewage (MG)	Partially Treated (MG)	Dilute Raw Sewage (MG)
			0.18000

Location: 001A

Cause: The discharge occurred at the last manhole prior to entering the WWTP treatment process. The discharge was due to 2.6 inches of rain over a 3-4 hour period overnight, from approximately 11:30 pm 4/30/19 to 3:30 am 5/1/19.

EGLE Action: None taken due to nature of event

Totals Tecumseh WWTP

RTB (MG)	Raw Sewage (MG)	Partially Treated (MG)	Dilute Raw Sewage (MG)
			0.18000

County Totals Lenawee

RTB (MG)	Raw Sewage (MG)	Partially Treated (MG)	Dilute Raw Sewage (MG)
	0.00525		**0.36725**

MG = million gallons

MICHIGAN DEPARTMENT OF ENVIRONMENT, GREAT LAKES, AND ENERGY

Sanitary Sewage Overflow Detail Report
January 1 - December 31, 2019

Livingston

Brighton Twp WWTP

Brighton Twp WWTP

Submission ID. **HNM-QZTE-DM8BE**
Permit **MI0054968**

Start Day	Start Time	End Day	End Time
1/1/2019	12:00:00 PM	2/20/2019	2:00:00 PM

RTB (MG)	Raw Sewage (MG)	Partially Treated (MG)	Dilute Raw Sewage (MG)
	0.010000		

Cause: Residents moved into home around the end of 2018. Did not call WWTP for a Certificate of Occupancy. Our procedure is to install the grinder pump and open the curb stop when resident calls for C of O. This insures that grinder station is operational when they move in. Residents began using facilities and grinder station was not operational. Wastewater filled grinder can and then began to overflow onto ground where it seeped into ground. The affected area was approximately 65 feet by 30 feet. Overflow was stopped immediately after Township Contractor (IAI) responded to call and installed the grinder pump. It does not appear that any of the discharge went beyond the resident's property line.

EGLE Action: none

Brighton Twp WWTP

Submission ID. **HNQ-9RT7-7QXEK**
Permit **MI0054968**

Start Day	Start Time	End Day	End Time
6/3/2019	8:00:00 AM	6/4/2019	8:45:00 AM

RTB (MG)	Raw Sewage (MG)	Partially Treated (MG)	Dilute Raw Sewage (MG)
	0.000030		

Cause: Plastic elbow on grinder pump discharge failed.

EGLE Action: No further action at this time

MG = million gallons

MICHIGAN DEPARTMENT OF ENVIRONMENT, GREAT LAKES, AND ENERGY

Sanitary Sewage Overflow Detail Report
January 1 - December 31, 2019

Totals **Brighton Twp WWTP**

RTB (MG)	Raw Sewage (MG)	Partially Treated (MG)	Dilute Raw Sewage (MG)
	0.01003		

Brighton Village MHP CM

Brighton Village MHP CM

Submission ID. **HNN-ZECX-XQACD**

Start Day	Start Time	End Day	End Time
4/5/2019	2:00:00 PM	4/11/2019	1:00:00 PM

RTB (MG)	Raw Sewage (MG)	Partially Treated (MG)	Dilute Raw Sewage (MG)
	0.000200		

Location: No Outfall

Cause: Blockage in approx 8" sewer main, total volume of discharge unknown

EGLE Action: Violation Notice sent to address discharge

Totals **Brighton Village MHP CM**

RTB (MG)	Raw Sewage (MG)	Partially Treated (MG)	Dilute Raw Sewage (MG)
	0.00020		

MG = million gallons

MICHIGAN DEPARTMENT OF ENVIRONMENT, GREAT LAKES, AND ENERGY

Sanitary Sewage Overflow Detail Report
January 1 - December 31, 2019

Brighton WWTP

Brighton WWTP

Submission ID. **HNR-CRKJ-JX0AT**
Permit **MI0020877**

Start Day	Start Time	End Day	End Time
7/19/2019	9:00:00 PM	7/20/2019	12:00:00 AM

Rain(in.) = 3

Waterbody: Ore Creek, Brighton Lake

RTB (MG)	Raw Sewage (MG)	Partially Treated (MG)	Dilute Raw Sewage (MG)
	0.010000		

Cause: The Third St pump station flooded after a massive rain event caused a retention pond to overflow and shorted out the station so we had no pumps. We connected a back up pump initially until we were able to get the generator back online. The sewer overflowed from a manhole cover filling a depression in the back yard of a home on Franklin St. We believe a small amount of sewer flow made it to the creek. The homeowners yard was cleaned up on Saturday morning, July 20th using a Honda trash pump and two fire hoses to move any material that was left behind to the lowest portion of the back yard and then a second pump pumped the water into the sanitary sewer manhole.

EGLE Action: No further action at this time

Totals Brighton WWTP

RTB (MG)	Raw Sewage (MG)	Partially Treated (MG)	Dilute Raw Sewage (MG)
	0.01000		

MG = million gallons

MICHIGAN DEPARTMENT OF ENVIRONMENT, GREAT LAKES, AND ENERGY

Sanitary Sewage Overflow Detail Report
January 1 - December 31, 2019

Genoa Twp-Lake Edgewood WWTP

Genoa Twp-Lake Edgewood WWTP

Submission ID. **HNV-9ZJE-JQSPW**
Permit **GW1810103**

Start Day	Start Time	End Day	End Time
11/14/2019	3:30:00 PM	11/15/2019	9:00:00 AM

Waterbody: storm water retention pond

RTB (MG)	Raw Sewage (MG)	Partially Treated (MG)	Dilute Raw Sewage (MG)
	0.002000		

Location: Retention Basin for Stormwater

Cause: Sewage was coming out of a manhole in the gated parking lot behind Brighton Ford. The sewage flowed into a storm water manhole located about 30ft away. The storm water manhole drained into the retention pound behind Brighton Ford. This was caused by a grease blockage in the sewer line. We used our Vactor Truck to jet the line and free up the blockage. After we cleared up the blockage we continued to vactor and jet to the restaurants where we think the grease came from to make sure we took care of the problem.

EGLE Action: n/a

Totals Genoa Twp-Lake Edgewood WWTP

RTB (MG)	Raw Sewage (MG)	Partially Treated (MG)	Dilute Raw Sewage (MG)
	0.00200		

MG = million gallons

MICHIGAN DEPARTMENT OF ENVIRONMENT, GREAT LAKES, AND ENERGY

Sanitary Sewage Overflow Detail Report
January 1 - December 31, 2019

Genoa-Oceola WWTP

Genoa-Oceola WWTP

Submission ID. **HNP-79H9-C47NN**
Permit **MI0055654**

Start Day	Start Time	End Day	End Time
4/18/2019	8:00:00 AM	4/18/2019	11:30:00 AM

Waterbody: No surface water impacted

RTB (MG)	Raw Sewage (MG)	Partially Treated (MG)	Dilute Raw Sewage (MG)
	0.002000		

Cause: The discharge was from a broken sanitary sewer force main. A bell joint,
EGLE Action: No further action taken

Totals Genoa-Oceola WWTP

RTB (MG)	Raw Sewage (MG)	Partially Treated (MG)	Dilute Raw Sewage (MG)
	0.00200		

Hamburg Township CM

Hamburg Township CM

Submission ID. **HNM-WT0K-44RMX**

Start Day	Start Time	End Day	End Time
2/25/2019	7:30:00 AM	2/25/2019	2:00:00 PM

RTB (MG)	Raw Sewage (MG)	Partially Treated (MG)	Dilute Raw Sewage (MG)
		0.00100	

Cause: Valve broke on the sewer main located under Richmond Dr.
EGLE Action: Discussed clean up efforts with facility. No further action taken by DEQ.

MG = million gallons

MICHIGAN DEPARTMENT OF ENVIRONMENT, GREAT LAKES, AND ENERGY

Sanitary Sewage Overflow Detail Report
January 1 - December 31, 2019

Hamburg Township CM

Submission ID. **HNR-GDQA-F7CAB**

Start Day	Start Time	End Day	End Time
7/22/2019	7:30:00 PM	7/23/2019	11:30:00 AM

Waterbody: surface water not impacted

RTB (MG)	Raw Sewage (MG)	Partially Treated (MG)	Dilute Raw Sewage (MG)
		0.00025	

Location: unnamed

Cause: The valve in the manhole failed.

EGLE Action: No further action taken at this time

Totals Hamburg Township CM

RTB (MG)	Raw Sewage (MG)	Partially Treated (MG)	Dilute Raw Sewage (MG)
		0.00125	

Howell Twp WWTP

Howell Twp WWTP

Submission ID. **HNN-QE02-05B56**

Permit **MI0055727**

Start Day	Start Time	End Day	End Time
4/2/2019	8:49:00 AM	4/2/2019	9:17:00 AM

RTB (MG)	Raw Sewage (MG)	Partially Treated (MG)	Dilute Raw Sewage (MG)
	0.000200		

Cause: Pump station overflowed due to a loss of power to the control panel. The back up power supply had failed. Also, the alarm dialer was not calling out. When the dialer was queried by calling into it, there was a constant busy signal either due to a phone line problem or dialer issue which is being investigated .

EGLE Action: No further action taken at this time

MG = million gallons

MICHIGAN DEPARTMENT OF ENVIRONMENT, GREAT LAKES, AND ENERGY

Sanitary Sewage Overflow Detail Report
January 1 - December 31, 2019

Totals **Howell Twp WWTP**

RTB (MG)	Raw Sewage (MG)	Partially Treated (MG)	Dilute Raw Sewage (MG)
	0.00020		

Howell WWTP

Howell WWTP

Submission ID. **HNR-EK4Q-PMHTQ**
Permit **MI0021113**

Start Day	Start Time	End Day	End Time
7/19/2019	8:00:00 PM	7/19/2019	9:45:00 PM

Rain(in.) = 2.06
Waterbody: Marion and Genoa Drain

RTB (MG)	Raw Sewage (MG)	Partially Treated (MG)	Dilute Raw Sewage (MG)
			0.03612

Location: Unnamed

Cause: The plant recorded 2.06 inches of rain within roughly a couple hour span. The headworks screw pumps were not able to keep up, which caused diluted raw sewage to discharge from a manhole near Pulford Street.

EGLE Action: No further action taken at this time

Totals **Howell WWTP**

RTB (MG)	Raw Sewage (MG)	Partially Treated (MG)	Dilute Raw Sewage (MG)
			0.03612

MG = million gallons

MICHIGAN DEPARTMENT OF ENVIRONMENT, GREAT LAKES, AND ENERGY

Sanitary Sewage Overflow Detail Report
January 1 - December 31, 2019

Livingston County Drain Commission

Livingston County Drain Commission

Submission ID. **HNQ-BDME-EQ21F**

Start Day	Start Time	End Day	End Time
6/5/2019	3:00:00 PM	6/5/2019	5:30:00 PM

Waterbody: Maxfield Lake

RTB (MG)	Raw Sewage (MG)	Partially Treated (MG)	Dilute Raw Sewage (MG)
	0.000005		

Cause: Discharge occurred as a result of leaking bolts on the valve assembly.

EGLE Action: No further action taken at this time

Livingston County Drain Commission

Submission ID. **HNR-NXZS-BT0BW**

Start Day	Start Time	End Day	End Time
7/30/2019	6:30:00 PM	7/30/2019	7:30:00 PM

RTB (MG)	Raw Sewage (MG)	Partially Treated (MG)	Dilute Raw Sewage (MG)
	0.000050		

Location: pressure main near intersection of Cundy Rd and Maxfield Rd

Cause: The leak was at the bonnet seal of a 2 inch isolation valve just east of the 6 inch main. Leak was contained within an hour by use of a vactor truck onsite while repair was completed.

EGLE Action: No further action at this time

Totals Livingston County Drain Commission

RTB (MG)	Raw Sewage (MG)	Partially Treated (MG)	Dilute Raw Sewage (MG)
	0.00006		

MG = million gallons

MICHIGAN DEPARTMENT OF ENVIRONMENT, GREAT LAKES, AND ENERGY

Sanitary Sewage Overflow Detail Report
January 1 - December 31, 2019

County Totals	Livingston				
		RTB (MG)	Raw Sewage (MG)	Partially Treated (MG)	Dilute Raw Sewage (MG)
			0.02449	0.00125	0.03612

MG = million gallons

MICHIGAN DEPARTMENT OF ENVIRONMENT, GREAT LAKES, AND ENERGY

Sanitary Sewage Overflow Detail Report
January 1 - December 31, 2019

Mackinac

Clark Twp WWSL

Clark Twp WWSL

Submission ID. **HNP-T6DX-SH23B**

Start Day	Start Time	End Day	End Time
5/13/2019	2:30:00 PM	5/17/2019	10:30:00 AM

RTB (MG)	Raw Sewage (MG)	Partially Treated (MG)	Dilute Raw Sewage (MG)
	0.006000		

Cause: A hole wore through the bell end of the 10" ductile iron pipe. raw sewage was seeping up to the surface and running down side of road.

EGLE Action: Reviewed failure of forcemain with Township. The failure is the third on this section of pipe. WW Superintendent discussed the failures with township supervisor in anticipation of a need to replace the forcemain.

Clark Twp WWSL

Submission ID. **HNQ-FB77-BNVBZ**

Permit **MIG580203**

Start Day	Start Time	End Day	End Time	Rain(in.) = 0
6/11/2019	10:00:00 PM	6/13/2019	10:30:00 PM	

RTB (MG)	Raw Sewage (MG)	Partially Treated (MG)	Dilute Raw Sewage (MG)
	0.005000		

Location: FM failure along Blindline road.

Cause: A repair saddle was put on a previous leak. Water was leaking out of the repair saddle.

EGLE Action: Working with township WW superintendent and Supervisor to plan for forcemain evaluation and repair.

MG = million gallons

MICHIGAN DEPARTMENT OF ENVIRONMENT, GREAT LAKES, AND ENERGY

Sanitary Sewage Overflow Detail Report
January 1 - December 31, 2019

Clark Twp WWSL

Submission ID. **HNV-R0J1-9S9VK**
Permit **MIG580203**

Start Day	Start Time	End Day	End Time
11/29/2019	10:00:00 AM	12/1/2019	2:00:00 PM

RTB (MG)	Raw Sewage (MG)	Partially Treated (MG)	Dilute Raw Sewage (MG)
	0.012000		

Cause: A hole formed in the pipe next to the bell end of pipe. after the first hole was plugged an older repair started leaking again.

EGLE Action: Violation notice VN-009741 written to replace forcemain.

Totals Clark Twp WWSL

RTB (MG)	Raw Sewage (MG)	Partially Treated (MG)	Dilute Raw Sewage (MG)
	0.02300		

St Ignace WWTP

St Ignace WWTP

Submission ID. **HNW-DCTZ-W69ZP**
Permit **MI0020699**

Start Day	Start Time	End Day	End Time
12/30/2019	11:00:00 AM	12/31/2019	1:00:00 PM

Rain(in.) = 1

Waterbody: Lake Huron

RTB (MG)	Raw Sewage (MG)	Partially Treated (MG)	Dilute Raw Sewage (MG)
			0.01000

Cause: 6' iron pipe was broken and leaking leaving the lift station. Most of the discharge stayed underground. A small amount came to the surface and leached onto the surrounding grass and down the hill toward a motel parking lot. That part of the motel is closed during the winter and no public citizens came in contact with the discharge.

EGLE Action: Consulted with facility operator to minimize impacts.

MG = million gallons

MICHIGAN DEPARTMENT OF ENVIRONMENT, GREAT LAKES, AND ENERGY

Sanitary Sewage Overflow Detail Report
January 1 - December 31, 2019

Totals	St Ignace WWTP				
		RTB (MG)	Raw Sewage (MG)	Partially Treated (MG)	Dilute Raw Sewage (MG)
					0.01000

County Totals	Mackinac				
		RTB (MG)	Raw Sewage (MG)	Partially Treated (MG)	Dilute Raw Sewage (MG)
			0.02300		0.01000

MG = million gallons

MICHIGAN DEPARTMENT OF ENVIRONMENT, GREAT LAKES, AND ENERGY

Sanitary Sewage Overflow Detail Report
January 1 - December 31, 2019

Macomb

Center Line CM

Center Line CM

Submission ID. **HNP-E4X0-SWAH3**

Start Day	Start Time	End Day	End Time
5/1/2019	5:21:00 AM	5/1/2019	11:03:00 AM

Rain(in.) = 1.5

Waterbody: Lorraine Drain

RTB (MG)	Raw Sewage (MG)	Partially Treated (MG)	Dilute Raw Sewage (MG)
			5.16928

Location: Lorraine Drain

Cause: Critical wet well level of 26 feet was exceeded at City's Stephens Sanitary Pump Station.

EGLE Action: Enforcement Discretion. See ACO.

Center Line CM

Submission ID. **HNR-3NVG-TGSH5**

Start Day	Start Time	End Day	End Time
7/6/2019	7:43:00 PM	7/7/2019	12:30:00 AM

Rain(in.) = 1

Waterbody: Lorraine Drain

RTB (MG)	Raw Sewage (MG)	Partially Treated (MG)	Dilute Raw Sewage (MG)
			1.55700

Location: 36 inch overflow

Cause: 24 inch overflow gate valve was electrically opened at 1943 hours, 6 July 2019 when the Stephens Sanitary Pump Station wet well reached 26.18 feet measured. 26.00 feet wet well water level is considered a critical elevation to avoid basement flooding along the 48 inch Center Line collector sewer under Van Dyke (M-53). The flow was estimated from a graph of the Parshall flume readings. The metered value will be included with the final report and graph.

EGLE Action: Ameneded ACO is being drafted to remove I/I form system or build facilities to store wet wether flows

MG = million gallons

MICHIGAN DEPARTMENT OF ENVIRONMENT, GREAT LAKES, AND ENERGY

Sanitary Sewage Overflow Detail Report
January 1 - December 31, 2019

Totals Center Line CM

RTB (MG)	Raw Sewage (MG)	Partially Treated (MG)	Dilute Raw Sewage (MG)
			6.72628

Clinton Township CM

Clinton Township CM

Submission ID. **HNS-02BG-WGMCR**

Start Day	Start Time	End Day	End Time
8/12/2019	10:45:00 PM	8/12/2019	11:15:00 PM

Rain(in.) = 4

Waterbody: Clinton River Spillway

RTB (MG)	Raw Sewage (MG)	Partially Treated (MG)	Dilute Raw Sewage (MG)
			0.10000

Cause: Intensive rain event

EGLE Action: currently under an ACO, with a specific timeline to get into compliance.

Totals Clinton Township CM

RTB (MG)	Raw Sewage (MG)	Partially Treated (MG)	Dilute Raw Sewage (MG)
			0.10000

MG = million gallons

MICHIGAN DEPARTMENT OF ENVIRONMENT, GREAT LAKES, AND ENERGY

Sanitary Sewage Overflow Detail Report
January 1 - December 31, 2019

Mt Clemens WWTP

Mt Clemens WWTP

Submission ID. **HNV-QYGW-3VPRW**
Permit **MI0023647**

Start Day	Start Time	End Day	End Time
12/2/2019	9:00:00 AM	12/2/2019	11:00:00 AM

Waterbody: Branch Clinton River

RTB (MG)	Raw Sewage (MG)	Partially Treated (MG)	Dilute Raw Sewage (MG)
			0.00010

Cause: Sanitary sewage flowing out of a dry weather combined catch basin because of a sewer obstruction.
EGLE Action: No further action taken at this time

Totals Mt Clemens WWTP

RTB (MG)	Raw Sewage (MG)	Partially Treated (MG)	Dilute Raw Sewage (MG)
			0.00010

Warren WWTP

Warren WWTP

Submission ID. **HNP-E573-QF4ET**
Permit **MI0024295**

Start Day	Start Time	End Day	End Time
5/1/2019	4:15:00 AM	5/3/2019	8:11:00 AM

Rain(in.) = 3.28
Waterbody: Red Run Drain

RTB (MG)	Raw Sewage (MG)	Partially Treated (MG)	Dilute Raw Sewage (MG)
			0.70000

Location: 9 Mile PS
Cause: Rain event

MG = million gallons

MICHIGAN DEPARTMENT OF ENVIRONMENT, GREAT LAKES, AND ENERGY

Sanitary Sewage Overflow Detail Report
January 1 - December 31, 2019

Warren WWTP

Submission ID. **HNR-3JQQ-4JBEF**
Permit **MI0024295**

Start Day	Start Time	End Day	End Time
7/6/2019	7:00:00 PM	7/6/2019	10:15:00 PM

Rain(in.) = 1.89
Waterbody: Red Run Drain

RTB (MG)	Raw Sewage (MG)	Partially Treated (MG)	Dilute Raw Sewage (MG)
			1.10000

Location: Nine Mile Road at Stewart

Cause: Sanitary sewage collection system overloaded by intense localized rainfall

EGLE Action: NPDES permit contains schedule to eliminate blending and collection system SSOs

Totals Warren WWTP

RTB (MG)	Raw Sewage (MG)	Partially Treated (MG)	Dilute Raw Sewage (MG)
			1.80000

County Totals Macomb

RTB (MG)	Raw Sewage (MG)	Partially Treated (MG)	Dilute Raw Sewage (MG)
			8.62638

MG = million gallons

MICHIGAN DEPARTMENT OF ENVIRONMENT, GREAT LAKES, AND ENERGY

Sanitary Sewage Overflow Detail Report
January 1 - December 31, 2019

Manistee

Manistee CM

Manistee CM

Submission ID. **HNK-NCZ7-0C2HZ**

Start Day	Start Time	End Day	End Time
1/7/2019	4:42:00 PM	1/8/2019	11:09:00 PM

Rain(in.) = 0.63

Waterbody: Manistee Lake

RTB (MG)	Raw Sewage (MG)	Partially Treated (MG)	Dilute Raw Sewage (MG)
			0.71500

Location: 18

Cause: Hydraulic overload of collection system.

EGLE Action: SSO document reviewed by DEQ. No further actions.

Manistee CM

Submission ID. **HNN-8H3W-XZXGC**

Permit **MI0020362**

Start Day	Start Time	End Day	End Time
3/14/2019	9:45:00 AM	3/18/2019	12:18:00 AM

Rain(in.) = 0.1

Waterbody: Manistee Lake

RTB (MG)	Raw Sewage (MG)	Partially Treated (MG)	Dilute Raw Sewage (MG)
			15.41500

Location: 18

Cause: Hydraulic overload of collection system.

EGLE Action: SSO document reviewed by the DEQ. No further actions

MG = million gallons

MICHIGAN DEPARTMENT OF ENVIRONMENT, GREAT LAKES, AND ENERGY

Sanitary Sewage Overflow Detail Report
January 1 - December 31, 2019

Manistee CM

Submission ID. **HNP-427Q-XGZ0B**
Permit **MI0020362**

Start Day	Start Time	End Day	End Time
4/18/2019	7:42:00 AM	4/19/2019	11:40:00 AM

Rain(in.) = 0.03
Waterbody: Manistee Lake

RTB (MG)	Raw Sewage (MG)	Partially Treated (MG)	Dilute Raw Sewage (MG)
			0.05000

Location: 18
Cause: Hydraulic overload of collection system.
EGLE Action: SSO document reviewed by WRD. No Further Actions

Manistee CM

Submission ID. **HNP-MJFY-FD9XC**
Permit **MI 0020362**

Start Day	Start Time	End Day	End Time
5/9/2019	8:18:00 AM	5/9/2019	11:00:00 PM

Rain(in.) = 0.44
Waterbody: Manistee Lake

RTB (MG)	Raw Sewage (MG)	Partially Treated (MG)	Dilute Raw Sewage (MG)
			0.47000

Location: 18
Cause: Hydraulic overload of collection system.
EGLE Action: SSO document reviewed by WRD. No Further Actions

MG = million gallons

MICHIGAN DEPARTMENT OF ENVIRONMENT, GREAT LAKES, AND ENERGY

Sanitary Sewage Overflow Detail Report
January 1 - December 31, 2019

Manistee CM

Submission ID. **HNQ-44TH-W67RY**
Permit **MI 0020362**

Start Day	Start Time	End Day	End Time
5/27/2019	11:09:00 PM	5/28/2019	10:39:00 PM

Rain(in.) = 0.3
Waterbody: Manistee Lake

RTB (MG)	Raw Sewage (MG)	Partially Treated (MG)	Dilute Raw Sewage (MG)
			1.52000

Location: 18
Cause: Hydraulic overload of collection system
EGLE Action: SSO document reviewed by WRD. No further actions

Manistee CM

Submission ID. **HNR-DSW6-B1WM8**
Permit **MI 0020362**

Start Day	Start Time	End Day	End Time
7/20/2019	10:45:00 AM	7/21/2019	9:00:00 AM

Rain(in.) = 7.65
Waterbody: Manistee Lake

RTB (MG)	Raw Sewage (MG)	Partially Treated (MG)	Dilute Raw Sewage (MG)
			12.45100

Location: 18
Cause: Hydraulic overload of collection system.
EGLE Action: SSO document reviewed by WRD. No further actions

MG = million gallons

MICHIGAN DEPARTMENT OF ENVIRONMENT, GREAT LAKES, AND ENERGY

Sanitary Sewage Overflow Detail Report
January 1 - December 31, 2019

Manistee CM

Submission ID. **HNR-DSW6-B1WM8**
Permit **MI 0020362**

Start Day	Start Time	End Day	End Time
7/20/2019	10:45:00 AM	7/20/2019	7:30:00 PM

Rain(in.) = 7.65
Waterbody: Manistee Lake

RTB (MG)	Raw Sewage (MG)	Partially Treated (MG)	Dilute Raw Sewage (MG)
			0.48960

Location: WWTP Influent Area

Cause: Hydraulic overload of collection system. A by-pass pump was used to pump directly to Lake Manistee. The discharge was 100 feet from the pump to the lake.

EGLE Action: SSO document reviewed by WRD. No further action

Manistee CM

Submission ID. **HNR-DSW6-B1WM8**
Permit **MI 0020362**

Start Day	Start Time	End Day	End Time
7/20/2019	12:00:00 PM	7/20/2019	3:00:00 PM

Rain(in.) = 7.65
Waterbody: Manistee River

RTB (MG)	Raw Sewage (MG)	Partially Treated (MG)	Dilute Raw Sewage (MG)
			0.03600

Location: Manhole 1280

Cause: Hydraulic overload of sanitary sewer system.

EGLE Action: SSO document reviewed by WRD. No further actions

MG = million gallons

MICHIGAN DEPARTMENT OF ENVIRONMENT, GREAT LAKES, AND ENERGY

Sanitary Sewage Overflow Detail Report
January 1 - December 31, 2019

Manistee CM

Submission ID. **HNR-DSW6-B1WM8**
Permit **MI 0020362**

Start Day	Start Time	End Day	End Time
7/20/2019	12:00:00 PM	7/20/2019	3:00:00 PM

Rain(in.) = 7.65
Waterbody: Manistee River

RTB (MG)	Raw Sewage (MG)	Partially Treated (MG)	Dilute Raw Sewage (MG)
			0.03600

Location: Manhole 2008

Cause: Hydraulic overload of sanitary collection system.

EGLE Action: SSO document reviewed by WRD. No further action

Manistee CM

Submission ID. **HNS-GJ2K-9MXJ7**
Permit **MI 0020362**

Start Day	Start Time	End Day	End Time
9/3/2019	8:45:00 AM	9/4/2019	2:30:00 AM

Rain(in.) = 0.67
Waterbody: Manistee Lake

RTB (MG)	Raw Sewage (MG)	Partially Treated (MG)	Dilute Raw Sewage (MG)
			0.86100

Location: 18

Cause: Hydraulic Overload of collection system.

EGLE Action: SSO document reviewed by WRD. No further actions

MG = million gallons

MICHIGAN DEPARTMENT OF ENVIRONMENT, GREAT LAKES, AND ENERGY

Sanitary Sewage Overflow Detail Report
January 1 - December 31, 2019

Manistee CM

Submission ID. **HNS-QMGA-CEYM4**

Start Day	Start Time	End Day	End Time
9/11/2019	4:45:00 PM	9/12/2019	2:15:00 AM

Rain(in.) = 1.55

Waterbody: Manistee Lake

RTB (MG)	Raw Sewage (MG)	Partially Treated (MG)	Dilute Raw Sewage (MG)
			0.48300

Location: 18

Cause: Hydraulic overload of collection system

EGLE Action: SSO document reviewed by WRD. No further actions

Manistee CM

Submission ID. **HNT-7CF2-AYEWD**

Permit **MI 0020362**

Start Day	Start Time	End Day	End Time
10/2/2019	5:30:00 AM	10/4/2019	12:15:00 AM

Rain(in.) = 1.42

Waterbody: Manistee Lake

RTB (MG)	Raw Sewage (MG)	Partially Treated (MG)	Dilute Raw Sewage (MG)
			0.34300

Location: 18

Cause: Hydraulic overload of collection system.

EGLE Action: SSO document reviewed by WRD. No further actions

MG = million gallons

MICHIGAN DEPARTMENT OF ENVIRONMENT, GREAT LAKES, AND ENERGY

Sanitary Sewage Overflow Detail Report
January 1 - December 31, 2019

Manistee CM

Submission ID. **HNT-VN68-ZEHHA**
Permit **MI 0020362**

Start Day	Start Time	End Day	End Time
10/27/2019	1:00:00 AM	10/28/2019	4:00:00 PM

Rain(in.) = 1.04
Waterbody: Manistee Lake

RTB (MG)	Raw Sewage (MG)	Partially Treated (MG)	Dilute Raw Sewage (MG)
			1.06900

Location: 18
Cause: Hydraulic overload of collection system.
EGLE Action: SSO Document was reviewed by WRD. No further actions

Manistee CM

Submission ID. **HNV-FC19-BZHJ6**
Permit **MI 0020362**

Start Day	Start Time	End Day	End Time
11/21/2019	3:00:00 PM	11/23/2019	3:45:00 PM

Rain(in.) = 0.81
Waterbody: Manistee Lake

RTB (MG)	Raw Sewage (MG)	Partially Treated (MG)	Dilute Raw Sewage (MG)
			24.00000

Location: 18
Cause: Hydralic overload of collection system.
EGLE Action: SSO document reviewed by WRD. No Further Actions

Totals Manistee CM

RTB (MG)	Raw Sewage (MG)	Partially Treated (MG)	Dilute Raw Sewage (MG)
			57.93860

MG = million gallons

MICHIGAN DEPARTMENT OF ENVIRONMENT, GREAT LAKES, AND ENERGY

Sanitary Sewage Overflow Detail Report
January 1 - December 31, 2019

Onekama CM

Onekama CM

Submission ID. **HNR-GXBV-355DH**
Permit **gw1810069**

Start Day	Start Time	End Day	End Time
7/20/2019	4:00:00 PM	7/20/2019	11:00:00 PM

Rain(in.) = 8

RTB (MG)	Raw Sewage (MG)	Partially Treated (MG)	Dilute Raw Sewage (MG)
			0.01050

Location: 8518 Milarch rd. l.s #3 (Lift Station #3)

Cause: Lift station #3 had a overflow of diluted sewage due to 6-8 inches of hard rain. overflow remained on the lift station property. We received multiple alarms from our scada system, we were on site at all lift stations most of the day and night. and at lift station #3 when the overflow began. Some of the 90 alarm calls included, high water low water, level faults, electrical faults of pumps in-op., back up controls off, lag pump not running, input wiring faults on numerous inputs. The lead Pump tripped from electrical faults, causing the lag to run alone, got the lead pump going again after a couple of hours, time lapse caused the wet well to overflow, couldn't keep up with just one pump running. This caused the diluted water to flow from the access doors into the grassy area of the lift station property for a number of hours. the wet well began to recede after about 7 hours, and finally catching up to the influent. There has not been any overflows at this Lift station that I know of.

EGLE Action: I spoke with the operator on the phone about the details of what happened and sent an email requesting that additional information be added to the report which it was.

Totals Onekama CM

RTB (MG)	Raw Sewage (MG)	Partially Treated (MG)	Dilute Raw Sewage (MG)
			0.01050

County Totals Manistee

RTB (MG)	Raw Sewage (MG)	Partially Treated (MG)	Dilute Raw Sewage (MG)
			57.94910

MG = million gallons

MICHIGAN DEPARTMENT OF ENVIRONMENT, GREAT LAKES, AND ENERGY

Sanitary Sewage Overflow Detail Report
January 1 - December 31, 2019

Marquette

City Of Marquette DPW

City Of Marquette DPW

Submission ID. **HNK-HNVT-M2HSD**

Start Day	Start Time	End Day	End Time
1/2/2019	10:30:00 AM	1/2/2019	12:00:00 PM

Waterbody: Whetstone Brook

RTB (MG)	Raw Sewage (MG)	Partially Treated (MG)	Dilute Raw Sewage (MG)
	0.000350		

Location: 1502 W Washington

Cause: A 12 inch sanitary sewer line became plugged with grease and rags, allowing raw sewage to backup in the manhole and flow across a parking lot into the Whetstone Brook.

EGLE Action: Site Inspection

Totals City Of Marquette DPW

RTB (MG)	Raw Sewage (MG)	Partially Treated (MG)	Dilute Raw Sewage (MG)
	0.00035		

MG = million gallons

MICHIGAN DEPARTMENT OF ENVIRONMENT, GREAT LAKES, AND ENERGY

Sanitary Sewage Overflow Detail Report
January 1 - December 31, 2019

City of Marquette Sanitary collection system

City of Marquette Sanitary collection system

Submission ID. **HNQ-GXMC-SB6ZK**

Start Day	Start Time	End Day	End Time
6/14/2019	9:30:00 AM	6/14/2019	9:30:00 AM

RTB (MG)	Raw Sewage (MG)	Partially Treated (MG)	Dilute Raw Sewage (MG)
	0.000005		

Cause: A sanitary sewer lateral became blocked. Around 5 gallons of sewage leaked out of the clean out and on to the ground. Public Works staff cleared the line, raked up the impacted area and treated it with lime.

EGLE Action: No additional action taken at this time

City of Marquette Sanitary collection system

Submission ID. **HNR-3M0T-ZS9DV**

Start Day	Start Time	End Day	End Time
7/7/2019	7:45:00 PM	7/7/2019	8:45:00 PM

RTB (MG)	Raw Sewage (MG)	Partially Treated (MG)	Dilute Raw Sewage (MG)
	0.000010		

Cause: The sewer lateral became blocked with tree roots. an estimated 10 gallons of sewage backed up and out of the clean out and on to the ground. Public Works staff cleared the line, raked up the area and treated it with lime.

EGLE Action: No additional action taken at this time

Totals City of Marquette Sanitary collection system

RTB (MG)	Raw Sewage (MG)	Partially Treated (MG)	Dilute Raw Sewage (MG)
	0.00002		

MG = million gallons

MICHIGAN DEPARTMENT OF ENVIRONMENT, GREAT LAKES, AND ENERGY

Sanitary Sewage Overflow Detail Report
January 1 - December 31, 2019

Ishpeming CM

Ishpeming CM

Submission ID. **HNP-A800-T5BCD**

Start Day	Start Time	End Day	End Time
4/21/2019	11:59:00 PM	4/23/2019	7:30:00 AM

Rain(in.) = 1.33

Waterbody: Partridge Creek

RTB (MG)	Raw Sewage (MG)	Partially Treated (MG)	Dilute Raw Sewage (MG)
			3.47400

Location: Partridge Creek

Cause: Basement backups, hydraulic relief of system

EGLE Action: No additional action taken at this time

Ishpeming CM

Submission ID. **HNP-76H5-A0J2F**

Start Day	Start Time	End Day	End Time
4/22/2019	9:24:00 AM	4/22/2019	12:00:00 AM

Waterbody: Partridge Creek

RTB (MG)	Raw Sewage (MG)	Partially Treated (MG)	Dilute Raw Sewage (MG)
			1.00000

Location: Partridge Creek

Cause: Basement backups, hydraulic relief of system

EGLE Action: No additional action taken at this time

MG = million gallons

MICHIGAN DEPARTMENT OF ENVIRONMENT, GREAT LAKES, AND ENERGY

Sanitary Sewage Overflow Detail Report
January 1 - December 31, 2019

Ishpeming CM

Submission ID. **HNQ-4Y8B-Z4V69**

Start Day	Start Time	End Day	End Time
5/19/2019	6:00:00 PM	5/20/2019	2:00:00 PM

Rain(in.) = 3.28

Waterbody: Partridge Creek

RTB (MG)	Raw Sewage (MG)	Partially Treated (MG)	Dilute Raw Sewage (MG)
			1.29600

Location: Partridge Creek

Cause: Basement backups, hydraulic relief

EGLE Action: No additional action taken at this time

Totals Ishpeming CM

RTB (MG)	Raw Sewage (MG)	Partially Treated (MG)	Dilute Raw Sewage (MG)
			5.77000

Marquette WWTP

Marquette WWTP

Submission ID. **HNK-GTRG-3Y64C**

Permit **MI0023531**

Start Day	Start Time	End Day	End Time
1/2/2019	11:00:00 PM	1/2/2019	12:00:00 PM

Waterbody: Whetstone Brook

RTB (MG)	Raw Sewage (MG)	Partially Treated (MG)	Dilute Raw Sewage (MG)
	0.000350		

Location: Manhole at 1502 W Washington

Cause: A 12 inch sanitary sewer line became plugged with grease allowing raw sewage to backup in the manhole and flow across a parking lot into the whetstone Brook.

EGLE Action: No further action at this time

MG = million gallons

MICHIGAN DEPARTMENT OF ENVIRONMENT, GREAT LAKES, AND ENERGY

Sanitary Sewage Overflow Detail Report
January 1 - December 31, 2019

Totals **Marquette WWTP**

RTB (MG)	Raw Sewage (MG)	Partially Treated (MG)	Dilute Raw Sewage (MG)
	0.00035		

Michigamme Township WWTS

Michigamme Township WWTS

Submission ID. **HNP-9DSP-92WYQ**
Permit **GW1810200**

Start Day	Start Time	End Day	End Time
4/22/2019	2:00:00 PM	4/22/2019	3:15:00 PM

Rain(in.) = 0.5

RTB (MG)	Raw Sewage (MG)	Partially Treated (MG)	Dilute Raw Sewage (MG)
			0.00200

Cause: Mt Shasta lift station over flowed due to power outage at lift station
EGLE Action: working with Twp on emergency measures/backup power

Totals **Michigamme Township WWTS**

RTB (MG)	Raw Sewage (MG)	Partially Treated (MG)	Dilute Raw Sewage (MG)
			0.00200

County Totals **Marquette**

RTB (MG)	Raw Sewage (MG)	Partially Treated (MG)	Dilute Raw Sewage (MG)
	0.00072		5.77200

MG = million gallons

MICHIGAN DEPARTMENT OF ENVIRONMENT, GREAT LAKES, AND ENERGY

Sanitary Sewage Overflow Detail Report
January 1 - December 31, 2019

Mecosta

Big Rapids CM

Big Rapids CM

Submission ID. **HNN-98H6-WEPXZ**

Start Day	Start Time	End Day	End Time
3/14/2019	5:59:00 PM	3/14/2019	6:45:00 PM

Rain(in.) = 1.16

RTB (MG)	Raw Sewage (MG)	Partially Treated (MG)	Dilute Raw Sewage (MG)
			0.00100

Location: Manhole #88

Cause: Assumed to be less than 1,000 gallons of diluted raw sewage, based on the discharge observed by City crews. Due to excessive rainfall for a short period of time.

EGLE Action: Corrective action acceptable, no further actions planned

Totals Big Rapids CM

RTB (MG)	Raw Sewage (MG)	Partially Treated (MG)	Dilute Raw Sewage (MG)
			0.00100

County Totals Mecosta

RTB (MG)	Raw Sewage (MG)	Partially Treated (MG)	Dilute Raw Sewage (MG)
			0.00100

MG = million gallons

MICHIGAN DEPARTMENT OF ENVIRONMENT, GREAT LAKES, AND ENERGY

Sanitary Sewage Overflow Detail Report
January 1 - December 31, 2019

Menominee

Powers WWSL

Powers WWSL

Submission ID. **HNP-4AY1-24EX7**
Permit **MIG580212**

Start Day	Start Time	End Day	End Time
4/17/2019	11:00:00 PM	4/18/2019	4:22:00 PM

Rain(in.) = 1.41
Waterbody: Big Cedar River

RTB (MG)	Raw Sewage (MG)	Partially Treated (MG)	Dilute Raw Sewage (MG)
			0.06000

Location: 001A

Cause: Heavy rain event, caused hydraulic overload at main lift station. Same event caused sewage to overflow upstream from station through drain in private residence garage located at W3726 US 2 & 41. This flow was totaled with the 60,000 gallons.

EGLE Action: No additional action taken at this time

Totals Powers WWSL

RTB (MG)	Raw Sewage (MG)	Partially Treated (MG)	Dilute Raw Sewage (MG)
			0.06000

County Totals Menominee

RTB (MG)	Raw Sewage (MG)	Partially Treated (MG)	Dilute Raw Sewage (MG)
			0.06000

MG = million gallons

MICHIGAN DEPARTMENT OF ENVIRONMENT, GREAT LAKES, AND ENERGY

Sanitary Sewage Overflow Detail Report
January 1 - December 31, 2019

Midland

Dow Silicones Corporation-Midland Site

Dow Silicones Corporation-Midland Site

Submission ID. **HNS-S1AT-TWWXA**

Start Day	Start Time	End Day	End Time
9/11/2019	4:12:00 PM	9/12/2019	7:00:00 AM

Rain(in.) = 3

Waterbody: Lingle Drain

RTB (MG)	Raw Sewage (MG)	Partially Treated (MG)	Dilute Raw Sewage (MG)
			0.00150

Location: Stormwater Detention Pond

Cause: Dow Silicones experienced a rain event which potentially resulted in wastewater and stormwater mixture overflow to soils onsite. This water potentially made it to the 4705 stormwater detention pond.

EGLE Action: Escalated enforcement to be taken

Totals Dow Silicones Corporation-Midland Site

RTB (MG)	Raw Sewage (MG)	Partially Treated (MG)	Dilute Raw Sewage (MG)
			0.00150

MG = million gallons

MICHIGAN DEPARTMENT OF ENVIRONMENT, GREAT LAKES, AND ENERGY

Sanitary Sewage Overflow Detail Report
January 1 - December 31, 2019

Midland WWTP

Midland WWTP

Submission ID. **HNP-3BMJ-QVDVR**

Start Day	Start Time	End Day	End Time
4/16/2019	4:00:00 PM	4/16/2019	5:30:00 PM

RTB (MG)	Raw Sewage (MG)	Partially Treated (MG)	Dilute Raw Sewage (MG)
	0.000045		

Location: Tittabawassee River

Cause: There was a grease blockage in the sewer line along Austin Street near the intersection of Saginaw Road and Austin Road. The blockage caused the sewer to surcharge which led to sewage draining into a nearby storm water sewer manhole.

EGLE Action: No further action required. Midland WWTP is committed to preventing these events in the future and has implemented a plan for inspecting grease traps that feed into this system.

MG = million gallons

MICHIGAN DEPARTMENT OF ENVIRONMENT, GREAT LAKES, AND ENERGY

Sanitary Sewage Overflow Detail Report
January 1 - December 31, 2019

Midland WWTP

Submission ID. **HNP-NEHF-XZ2NJ**

Start Day	Start Time	End Day	End Time
5/10/2019	12:00:00 PM	5/10/2019	12:20:00 PM

Waterbody: state drain, tittabawassee river

RTB (MG)	Raw Sewage (MG)	Partially Treated (MG)	Dilute Raw Sewage (MG)
	0.030000		

Location: Moorland Street Pump Station-State Drain

Cause: Wastewater staff were performing maintenance on a sanitary sewage pump station when there was a significant check valve failure causing the pump station to back up and flood. The sewage rose fast enough that all electronics were underwater and wastewater staff had to retreat for safety. This pump station is in a heavily populated area and the sanitary sewers in the area started to surcharge quickly. Wastewater staff had to pump the sewage out of the pump station into the nearby State Drain until a proper solution could be developed in order to avoid potentially flooding hundreds of homes with sanitary sewage. The SSO lasted approximately 20 minutes and roughly 30,000 gallons were spilled into the state drain. Wastewater staff have now sucessfully bypassed the pump station into a manhole that is greater than 200ft away, that manhole is a part of another pumping district and is able to safely take the sanitary sewage.

EGLE Action: Violation notice to be issued to entity requiring a training plan to be submitted to the department as well as procedures for emergency response.

Totals Midland WWTP

RTB (MG)	Raw Sewage (MG)	Partially Treated (MG)	Dilute Raw Sewage (MG)
	0.03005		

County Totals Midland

RTB (MG)	Raw Sewage (MG)	Partially Treated (MG)	Dilute Raw Sewage (MG)
	0.03005		**0.00150**

MG = million gallons

MICHIGAN DEPARTMENT OF ENVIRONMENT, GREAT LAKES, AND ENERGY

Sanitary Sewage Overflow Detail Report
January 1 - December 31, 2019

Monroe

South Rockwood CM

South Rockwood CM

Submission ID. **HNP-NEY5-FKHQ9**

Start Day	Start Time	End Day	End Time
5/3/2019	1:30:00 PM	5/3/2019	1:40:00 PM

Rain(in.) = 0.15

Waterbody: Huron River

RTB (MG)	Raw Sewage (MG)	Partially Treated (MG)	Dilute Raw Sewage (MG)
			0.00750

Location: Rockwood WWTP Grounds Manhole

Cause: The bypass pump system surcharge the interceptor cause diluted raw sewerage to exit the manhole rim. Normally one pump operating at the Huron River Pump Station currently under construction. A backup bypass pump was brought onsite in case of an emergency. The contractor noticed that the wet well at the pump station was rising, and he turned on the backup bypass pump while the regular pump at the pump station was running. Consequently, this caused a surcharge in the interceptor running under the Huron River, and raw diluted sewage exited the manhole rim at the Rockwood WWTP grounds in front of the ferric chloride building.

EGLE Action: Violation Notice VN-009620

MG = million gallons

MICHIGAN DEPARTMENT OF ENVIRONMENT, GREAT LAKES, AND ENERGY

Sanitary Sewage Overflow Detail Report
January 1 - December 31, 2019

South Rockwood CM

Submission ID. **HNQ-APBM-KJ6BZ**

Start Day	Start Time	End Day	End Time
6/1/2019	5:00:00 PM	6/1/2019	5:30:00 PM

Rain(in.) = 0.64

RTB (MG)	Raw Sewage (MG)	Partially Treated (MG)	Dilute Raw Sewage (MG)
			0.01200

Location: Rockwood WWTP Grounds Manhole

Cause: One bypass pump is continuously running (24/7) to maintain sewage flow from South Rockwood. The 2nd pump only runs when the 1st pump is down to maintenance, to clear a clog, etc. Z Contractors is monitoring the operation of this bypass pumping (24/7). Last Saturday, 6/1 they received calls starting at 4:14 PM of high level alarm. The foreman went down to SHRD station that evening to check on the alarm condition. He saw that Pump 1 was clogged, so put it in idle mode and cleared the alarm by unclogging pump 1. Before addressing the clog, he turned on pump 2 in order to lower the level and bring the high level in the manhole down. So the bypass pumps did what they were designed to do, maintaining flow and avoiding flooding in residents basements. However, the downstream side was overwhelmed by the sudden inrush of flow from bypass pump 2 ramping up high in order to remedy the high level in the manhole.

EGLE Action: Violation Notice VN-009620

South Rockwood CM

Submission ID. **HNR-A4R0-PPRGG**

Start Day	Start Time	End Day	End Time
7/16/2019	12:00:00 PM	7/16/2019	12:15:00 PM

Waterbody: Divine Lake / None

RTB (MG)	Raw Sewage (MG)	Partially Treated (MG)	Dilute Raw Sewage (MG)
	0.000100		

Location: 2 Manholes at Rockwood WWTP Grounds

Cause: During Dye Testing and meter calibration at the South Rockwood Pump Station it was found that the pumps are set above the contracted pump rate. During the meter testing the the pumps ran longer then they had been previously running at a higher rate then our contracted rate which caused the SHVUA interceptor to surcharge which allowed Raw Sewage to seep through the 2 manholes at the Rockwood WWTP.

EGLE Action: Violation Notice sent to address discharge

MG = million gallons

MICHIGAN DEPARTMENT OF ENVIRONMENT, GREAT LAKES, AND ENERGY

Sanitary Sewage Overflow Detail Report
January 1 - December 31, 2019

Totals	South Rockwood CM				
		RTB (MG)	Raw Sewage (MG)	Partially Treated (MG)	Dilute Raw Sewage (MG)
			0.00010		0.01950

County Totals	Monroe				
		RTB (MG)	Raw Sewage (MG)	Partially Treated (MG)	Dilute Raw Sewage (MG)
			0.00010		0.01950

MG = million gallons

MICHIGAN DEPARTMENT OF ENVIRONMENT, GREAT LAKES, AND ENERGY

Sanitary Sewage Overflow Detail Report
January 1 - December 31, 2019

Muskegon

Muskegon Co WWMS Metro WWTP

Muskegon Co WWMS Metro WWTP

Submission ID. **HNS-7SW9-7GDZE**
Permit **MI0027391**

Start Day	Start Time	End Day	End Time
8/17/2019	10:30:00 PM	8/17/2019	11:30:00 AM

RTB (MG)	Raw Sewage (MG)	Partially Treated (MG)	Dilute Raw Sewage (MG)
	0.000015		

Location: Intersection of Hall Road and Wilson Road in Egelston Township, Muskegon County

Cause: About 15 gallons of raw sewage leaked out of an air vac. A small plastic stick prevented the float from sealing, which allowed sewage to leak slowly from the air vac. The spill was confined to the street and was cleaned up in short order with a vactor truck. There was no release to a waterway.

EGLE Action: Evaluated Discharge Report

Totals Muskegon Co WWMS Metro WWTP

RTB (MG)	Raw Sewage (MG)	Partially Treated (MG)	Dilute Raw Sewage (MG)
	0.00002		

MG = million gallons

MICHIGAN DEPARTMENT OF ENVIRONMENT, GREAT LAKES, AND ENERGY

Sanitary Sewage Overflow Detail Report
January 1 - December 31, 2019

Norton Shores CM

Norton Shores CM

Submission ID. **HNQ-4DZN-DDQJ3**

Start Day	Start Time	End Day	End Time
5/28/2019	2:30:00 PM	5/28/2019	3:00:00 PM

RTB (MG)	Raw Sewage (MG)	Partially Treated (MG)	Dilute Raw Sewage (MG)
	0.000200		

Location: 3571 Peninsula Drive

Cause: Raw sewage was discharged from a 3 inch forcemain caused by a soil boring company. The lift station collects from a small residential neighborhood.

EGLE Action: SSO caused by accidental sewer puncture. No further action planned

Totals Norton Shores CM

RTB (MG)	Raw Sewage (MG)	Partially Treated (MG)	Dilute Raw Sewage (MG)
	0.00020		

County Totals Muskegon

RTB (MG)	Raw Sewage (MG)	Partially Treated (MG)	Dilute Raw Sewage (MG)
	0.00022		

MG = million gallons

MICHIGAN DEPARTMENT OF ENVIRONMENT, GREAT LAKES, AND ENERGY

Sanitary Sewage Overflow Detail Report
January 1 - December 31, 2019

Newaygo

Chain of Lakes SA WWTP

Chain of Lakes SA WWTP

Submission ID. **HNT-RNP5-29BHP**
Permit **MI0056998**

Start Day	Start Time	End Day	End Time
10/15/2019	11:30:00 AM	10/17/2019	8:00:00 AM

Rain(in.) = 3

RTB (MG)	Raw Sewage (MG)	Partially Treated (MG)	Dilute Raw Sewage (MG)
	0.000063		

Cause: A 1.5" diameter lateral line from a residence broke at the connection to the 4" diameter main line. Flow from the line breakage varied from approximately 3-4GPM.

EGLE Action: Evaluated Discharge Report

Totals Chain of Lakes SA WWTP

RTB (MG)	Raw Sewage (MG)	Partially Treated (MG)	Dilute Raw Sewage (MG)
	0.00006		

MG = million gallons

MICHIGAN DEPARTMENT OF ENVIRONMENT, GREAT LAKES, AND ENERGY

Sanitary Sewage Overflow Detail Report
January 1 - December 31, 2019

Fremont CM

Fremont CM

Submission ID. **HNN-9DXR-HBDE9**

Start Day	Start Time	End Day	End Time
3/14/2019	7:30:00 PM	3/14/2019	8:00:00 PM

Rain(in.) = 2.5

Waterbody: Fremont Lake

RTB (MG)	Raw Sewage (MG)	Partially Treated (MG)	Dilute Raw Sewage (MG)
	0.001500		

Location: Fremont Lake

Cause: City had heavy rainfall and snow run off

EGLE Action: None at this time.

Totals Fremont CM

RTB (MG)	Raw Sewage (MG)	Partially Treated (MG)	Dilute Raw Sewage (MG)
	0.00150		

County Totals Newaygo

RTB (MG)	Raw Sewage (MG)	Partially Treated (MG)	Dilute Raw Sewage (MG)
	0.00156		

MG = million gallons

MICHIGAN DEPARTMENT OF ENVIRONMENT, GREAT LAKES, AND ENERGY

Sanitary Sewage Overflow Detail Report
January 1 - December 31, 2019

Oakland

Axletech TDC

Axletech TDC

Submission ID. **HNQ-K45H-HXPR6**
Permit **NEC156988**

Start Day	Start Time	End Day	End Time
6/5/2019	7:00:00 AM	6/14/2019	5:00:00 PM

Waterbody: Spencer/Bernard Drain

RTB (MG)	Raw Sewage (MG)	Partially Treated (MG)	Dilute Raw Sewage (MG)
			0.00020

Location: 1

Cause: A sanitary manhole had water overflowing into the pavement outside the shipping/receiving area which flowed into a nearby storm sewer catch basin, which leads to the Spencer Drain along the south property boundary.

EGLE Action: notified facility of discharge and required cleanup

Totals Axletech TDC

RTB (MG)	Raw Sewage (MG)	Partially Treated (MG)	Dilute Raw Sewage (MG)
			0.00020

MG = million gallons

MICHIGAN DEPARTMENT OF ENVIRONMENT, GREAT LAKES, AND ENERGY

Sanitary Sewage Overflow Detail Report
January 1 - December 31, 2019

College Heights MHC

College Heights MHC

Submission ID. **HNP-79RN-010K7**

Start Day	Start Time	End Day	End Time
4/15/2019	1:07:00 PM	4/15/2019	2:40:00 PM

Waterbody: Street

RTB (MG)	Raw Sewage (MG)	Partially Treated (MG)	Dilute Raw Sewage (MG)
	0.000500		

Cause: Plugged sewer main at site #70

EGLE Action: Advised on actions, advised on response to any future SSOs at this locatioin and others owned by the same company

Totals College Heights MHC

RTB (MG)	Raw Sewage (MG)	Partially Treated (MG)	Dilute Raw Sewage (MG)
	0.00050		

Commerce Township CM

Commerce Township CM

Submission ID. **HNN-0MS9-98W5X**

Start Day	Start Time	End Day	End Time
3/1/2019	5:15:00 PM	3/1/2019	6:10:00 PM

RTB (MG)	Raw Sewage (MG)	Partially Treated (MG)	Dilute Raw Sewage (MG)
	0.000030		

Cause: Debris accumulated in the grinder pump station causing the floats to malfunction and the station discharged raw sewage to the area surrounding the station.

EGLE Action: no action required.

MG = million gallons

Totals Commerce Township CM

RTB (MG)	Raw Sewage (MG)	Partially Treated (MG)	Dilute Raw Sewage (MG)
	0.00003		

Country Estates MI LLC

Country Estates MI LLC

Submission ID. **HNK-MT8J-PBABY**
Permit **GW1810030**

Start Day	Start Time	End Day	End Time
1/4/2019	4:00:00 PM	1/5/2019	1:00:00 AM

RTB (MG)	Raw Sewage (MG)	Partially Treated (MG)	Dilute Raw Sewage (MG)
	0.000015		

Location: Vacant lot at 39 W Woodland Place from Sewer Riser

Cause: A significant amount of unauthorized debris was flushed into the sewer collection system (e.g. personal hygiene prodcuts, Swiffer wipe pads, and non-water soluble paper). The unauthorized debris formed a blockage in the sewer line causing a spill from the sewer riser at the vacant lot at 39 Woodland Place.

EGLE Action: No further action.

Totals Country Estates MI LLC

RTB (MG)	Raw Sewage (MG)	Partially Treated (MG)	Dilute Raw Sewage (MG)
	0.00002		

MG = million gallons

MICHIGAN DEPARTMENT OF ENVIRONMENT, GREAT LAKES, AND ENERGY

Sanitary Sewage Overflow Detail Report
January 1 - December 31, 2019

Dura Automotive Systems

Dura Automotive Systems

Submission ID. **HNS-VG8N-RA2N4**

Start Day	Start Time	End Day	End Time
9/16/2019	1:30:00 PM	9/16/2019	9:20:00 PM

Waterbody: Water ran along pavement and into storm

RTB (MG)	Raw Sewage (MG)	Partially Treated (MG)	Dilute Raw Sewage (MG)
	0.001440		

Cause: Top discharge pipe broke allowing runoff to be exposed to grass and parking lot. Pictures are provided.

EGLE Action: none

Totals Dura Automotive Systems

RTB (MG)	Raw Sewage (MG)	Partially Treated (MG)	Dilute Raw Sewage (MG)
	0.00144		

Farmington CM

Farmington CM

Submission ID. **HNP-EYS4-ZQ938**

Start Day	Start Time	End Day	End Time
5/1/2019	3:30:00 PM	5/2/2019	5:00:00 PM

Rain(in.) = 4.25

Waterbody: Upper Rouge River

RTB (MG)	Raw Sewage (MG)	Partially Treated (MG)	Dilute Raw Sewage (MG)
		0.78500	

Location: FARMINGTON RETENTION ENVIRONMENTAL QUALITY BASIN

Cause: 4.25 INCHES OF RAIN FROM 4/18/2019-5/01/2019. SATURATED SOILS CAUSING FOOTING DRAINS TO COLLECT THE EXCESSIVE GROUNDWATER.

EGLE Action: Currently under an ACO to address wet weather discharges

MG = million gallons

MICHIGAN DEPARTMENT OF ENVIRONMENT, GREAT LAKES, AND ENERGY

Sanitary Sewage Overflow Detail Report
January 1 - December 31, 2019

Totals **Farmington CM**

RTB (MG)	Raw Sewage (MG)	Partially Treated (MG)	Dilute Raw Sewage (MG)
		0.78500	

Farmington Hills CM

Farmington Hills CM

Submission ID. **HNP-ECGW-N6S5B**

Start Day	Start Time	End Day	End Time
5/1/2019	9:31:00 AM	5/1/2019	12:45:00 PM

Waterbody: Minnow Pond Drain

RTB (MG)	Raw Sewage (MG)	Partially Treated (MG)	Dilute Raw Sewage (MG)
	0.001250		

Location: Discharge located at manhole designation FAT 063114

Cause: The Sewer was plugged and backed up into the manhole and overflowed out of the top. The Volume estimate was from the time we were notified to the time it ended.

EGLE Action: The discharge event is currently under review by the department

Totals **Farmington Hills CM**

RTB (MG)	Raw Sewage (MG)	Partially Treated (MG)	Dilute Raw Sewage (MG)
	0.00125		

MG = million gallons

MICHIGAN DEPARTMENT OF ENVIRONMENT, GREAT LAKES, AND ENERGY

Sanitary Sewage Overflow Detail Report
January 1 - December 31, 2019

Franklin CM

Franklin CM

Submission ID. **HNM-G500-4GQ4X**

Start Day	Start Time	End Day	End Time
2/8/2019	2:00:00 PM	2/8/2019	2:30:00 PM

RTB (MG)	Raw Sewage (MG)	Partially Treated (MG)	Dilute Raw Sewage (MG)
	0.000020		

Cause: A contractor's Directional Drilling Operations penetrated the 2-inch diameter Sanitary Sewer Low Pressure forcemain.

EGLE Action: No further action taken

Totals Franklin CM

RTB (MG)	Raw Sewage (MG)	Partially Treated (MG)	Dilute Raw Sewage (MG)
	0.00002		

GM-Proving Grounds-Milford

GM-Proving Grounds-Milford

Submission ID. **HNN-1MQ9-66PVY**

Start Day	Start Time	End Day	End Time
3/4/2019	5:00:00 PM	3/4/2019	7:00:00 PM

RTB (MG)	Raw Sewage (MG)	Partially Treated (MG)	Dilute Raw Sewage (MG)
	0.000500		

Location: Manhole near building B144.

Cause: Facilities Maintenance was responding to a sewer backup in the restroom of B144. Jetting the plugged sewer line caused a surge of water/sewage to block the line further downstream and flow out of the 1st exterior sanitary sewer catch basin on to the asphalt parking lot. A small amount of sewage flowed to the storm catch basin south of the sanitary catch basin. The discharge daylighted in the ditch line to the SE and froze.

EGLE Action: No further actions taken by DEQ. Facility appropriately addressed the discharge.

MG = million gallons

MICHIGAN DEPARTMENT OF ENVIRONMENT, GREAT LAKES, AND ENERGY

Sanitary Sewage Overflow Detail Report
January 1 - December 31, 2019

Totals GM-Proving Grounds-Milford

RTB (MG)	Raw Sewage (MG)	Partially Treated (MG)	Dilute Raw Sewage (MG)
	0.00050		

Lake Villa MHP

Lake Villa MHP

Submission ID. **HNR-96Q6-NXF85**

Start Day	Start Time	End Day	End Time
7/5/2019	5:00:00 AM	7/5/2019	12:00:00 PM

Waterbody: Parker Lake

RTB (MG)	Raw Sewage (MG)	Partially Treated (MG)	Dilute Raw Sewage (MG)
	0.000500		

Location: Pump Station

Cause: pump one and two jammed up during the early morning hours, causing the well to fill over the top.

EGLE Action: Violation Notice Forthcoming

Lake Villa MHP

Submission ID. **HNV-QEKA-6S58K**

Start Day	Start Time	End Day	End Time
11/20/2019	6:29:00 PM	11/20/2019	7:07:00 PM

Waterbody: Divine Lake / None

RTB (MG)	Raw Sewage (MG)	Partially Treated (MG)	Dilute Raw Sewage (MG)
			0.00005

Cause: One pump was clogged and damaged was caused to the pump because of items being flushed down the toilet by residents which left only one pump working. Second pump was unable to keep up with the high demand as it was partially working as a rag was stuck in the blades and was slowing the pump down.

EGLE Action: Second Violation Notice sent to address discharge. VN-009820 was not responded to by 11/6/19 and Lake Villa MHP didn't report the 11/20/19 SSO within 24 hours of knowing.

MG = million gallons

MICHIGAN DEPARTMENT OF ENVIRONMENT, GREAT LAKES, AND ENERGY

Sanitary Sewage Overflow Detail Report
January 1 - December 31, 2019

Totals Lake Villa MHP

RTB (MG)	Raw Sewage (MG)	Partially Treated (MG)	Dilute Raw Sewage (MG)
	0.00050		0.00005

Oakland Township CM

Oakland Township CM

Submission ID. **HNM-K9CK-9KR59**

Start Day	Start Time	End Day	End Time
2/14/2019	11:17:00 AM	2/14/2019	12:30:00 PM

Waterbody: Paint Creek

RTB (MG)	Raw Sewage (MG)	Partially Treated (MG)	Dilute Raw Sewage (MG)
	0.001000		

Location: Manhole OAT 084-116

Cause: Plugged Sewer

EGLE Action: No further Action taken at this time

Totals Oakland Township CM

RTB (MG)	Raw Sewage (MG)	Partially Treated (MG)	Dilute Raw Sewage (MG)
	0.00100		

MG = million gallons

MICHIGAN DEPARTMENT OF ENVIRONMENT, GREAT LAKES, AND ENERGY

Sanitary Sewage Overflow Detail Report
January 1 - December 31, 2019

Pontiac CM

Pontiac CM

Submission ID. **HNM-ATDF-ZN3R5**

Start Day	Start Time	End Day	End Time
2/1/2019	4:00:00 PM	2/1/2019	8:00:00 PM

Waterbody: Galloway Creek

RTB (MG)	Raw Sewage (MG)	Partially Treated (MG)	Dilute Raw Sewage (MG)
	0.000015		

Location: storm drain

Cause: Start dateunknown.; Slow leak, unknown source. Being investigated. ; Found to be sewage seeping through pavement. Slow flow running off street into a catch basin then storm drain, then ditch.Eventually to Galloway Creek. Discovered to be cracked force main. OCWRC repaired. (unknown volume) 15 gallons / day estimated. Unknown number of days.

EGLE Action: No further Action.

Pontiac CM

Submission ID. **HNN-H77B-T7GHP**

Start Day	Start Time	End Day	End Time
3/25/2019	8:00:00 AM	3/25/2019	9:15:00 AM

Waterbody: Street

RTB (MG)	Raw Sewage (MG)	Partially Treated (MG)	Dilute Raw Sewage (MG)
	0.000075		

Location: POT 072 180

Cause: The sewer was plugged and the flow backed up into the manhole and overflowed out of the top. The volume estimated was from the time we were notified to the time it ended.

EGLE Action: VN to prevent future blockages

MG = million gallons

MICHIGAN DEPARTMENT OF ENVIRONMENT, GREAT LAKES, AND ENERGY

Sanitary Sewage Overflow Detail Report
January 1 - December 31, 2019

Pontiac CM

Submission ID. **HNQ-KZKK-GY9MA**

Start Day	Start Time	End Day	End Time
6/17/2019	2:05:00 PM	6/17/2019	2:35:00 PM

Waterbody: Clinton River

RTB (MG)	Raw Sewage (MG)	Partially Treated (MG)	Dilute Raw Sewage (MG)
	0.000150		

Location: sanitary manhole - POT018207 to POT081160 - to catch basin

Cause: 5 gal/min was running out of a sanitary manhole. Broke plug free 30 minutes after we got the call.

EGLE Action: No further Action taken at this time

Pontiac CM

Submission ID. **HNW-58ZH-MKMJ5**

Start Day	Start Time	End Day	End Time
12/19/2019	10:00:00 PM	12/19/2019	11:55:00 PM

Waterbody: Osmund Lake

RTB (MG)	Raw Sewage (MG)	Partially Treated (MG)	Dilute Raw Sewage (MG)
	0.000060		

Location: POT071-125

Cause: The sewer was plugged and the flow backed up into the manhole and overflowed out the top. The volume estimated was from the time we were notified to the time the blockage was cleared.

EGLE Action: No further Action taken at this time

Totals Pontiac CM

RTB (MG)	Raw Sewage (MG)	Partially Treated (MG)	Dilute Raw Sewage (MG)
	0.00030		

MG = million gallons

MICHIGAN DEPARTMENT OF ENVIRONMENT, GREAT LAKES, AND ENERGY

Sanitary Sewage Overflow Detail Report
January 1 - December 31, 2019

Springrove MHC

Springrove MHC

Submission ID. **HNN-9P6Y-HXXYM**
Permit **GW1810212**

Start Day	Start Time	End Day	End Time
3/13/2019	9:00:00 AM	3/13/2019	11:00:00 AM

RTB (MG)	Raw Sewage (MG)	Partially Treated (MG)	Dilute Raw Sewage (MG)
	0.000100		

Location: WWTP

Cause: increased flow and a plc malfunction caused the process to stall and not discharge.

EGLE Action: Violation and Second Violation Notice sent

Springrove MHC

Submission ID. **HNN-9P6Y-HXXYM**
Permit **GW1810212**

Start Day	Start Time	End Day	End Time
3/13/2019	10:00:00 AM	3/13/2019	11:00:00 AM

RTB (MG)	Raw Sewage (MG)	Partially Treated (MG)	Dilute Raw Sewage (MG)
	0.000100		

Location: WWTP

Cause: High flows due to thaw and a plc malfunction caused the process to stall and not progress to the next stage to be treated in the reactor.

EGLE Action: Violation and Second Violation Notice sent

Totals Springrove MHC

RTB (MG)	Raw Sewage (MG)	Partially Treated (MG)	Dilute Raw Sewage (MG)
	0.00020		

MG = million gallons

MICHIGAN DEPARTMENT OF ENVIRONMENT, GREAT LAKES, AND ENERGY

Sanitary Sewage Overflow Detail Report
January 1 - December 31, 2019

White Lake Township CM

White Lake Township CM

Submission ID. **HNK-X9GD-JM0G1**

Start Day	Start Time	End Day	End Time
1/17/2019	12:15:00 PM	1/17/2019	1:15:00 PM

RTB (MG)	Raw Sewage (MG)	Partially Treated (MG)	Dilute Raw Sewage (MG)
	0.000050		

Location: WLT086-119 Highland Road and Teggerdine

Cause: Raw Sewage, Valve was not closed properly

EGLE Action: A compliance communication was sent to address the discharge

Totals White Lake Township CM

RTB (MG)	Raw Sewage (MG)	Partially Treated (MG)	Dilute Raw Sewage (MG)
	0.00005		

Wixom WWTP

Wixom WWTP

Submission ID. **HNR-GZFV-J63T3**

Permit **MI0024384**

Start Day	Start Time	End Day	End Time
7/16/2019	10:00:00 AM	7/16/2019	3:00:00 PM

RTB (MG)	Raw Sewage (MG)	Partially Treated (MG)	Dilute Raw Sewage (MG)
	0.000025		

Location: sewer at Classic Precision

Cause: discharge lines at location was plugged. Manhole backed up, lifted lid and spilled out. No firther action requird at this time.

EGLE Action: none

MG = million gallons

MICHIGAN DEPARTMENT OF ENVIRONMENT, GREAT LAKES, AND ENERGY

Sanitary Sewage Overflow Detail Report
January 1 - December 31, 2019

Totals **Wixom WWTP**

RTB (MG)	Raw Sewage (MG)	Partially Treated (MG)	Dilute Raw Sewage (MG)
	0.00003		

County Totals **Oakland**

RTB (MG)	Raw Sewage (MG)	Partially Treated (MG)	Dilute Raw Sewage (MG)
	0.00583	0.78500	0.00025

MG = million gallons

MICHIGAN DEPARTMENT OF ENVIRONMENT, GREAT LAKES, AND ENERGY

Sanitary Sewage Overflow Detail Report
January 1 - December 31, 2019

Oceana

Hart WWTP

Hart WWTP

Submission ID. **HNQ-062F-EC6RH**

Start Day	Start Time	End Day	End Time
5/22/2019	6:00:00 AM	5/23/2019	10:30:00 AM

RTB (MG)	Raw Sewage (MG)	Partially Treated (MG)	Dilute Raw Sewage (MG)
			0.30000

Cause: The casue of the discharge was due to a air presure relief valve rusted off from the saddle on the forcemain pipe that conveys the sewage from the main liftstation to the Biopure Facility. It was a 2 inch fitting inside a concrete structure. Once the break occurred the discharge came out the top of the manhole and saturated the area around it. The area saturated was roughly 75 ft east and west of the manhole and 100 ft north of the manhole.

EGLE Action: Evaluated Submitted Report

Totals Hart WWTP

RTB (MG)	Raw Sewage (MG)	Partially Treated (MG)	Dilute Raw Sewage (MG)
			0.30000

MG = million gallons

MICHIGAN DEPARTMENT OF ENVIRONMENT, GREAT LAKES, AND ENERGY

Sanitary Sewage Overflow Detail Report
January 1 - December 31, 2019

Shelby WWTF

Shelby WWTF

Submission ID. **HNM-XJ1J-HV7BG**
Permit **gw1810137**

Start Day	Start Time	End Day	End Time
2/26/2019	4:00:00 PM	2/27/2019	1:30:00 PM

RTB (MG)	Raw Sewage (MG)	Partially Treated (MG)	Dilute Raw Sewage (MG)
	0.006000		

Cause: At around 4 pm, 2-26-19 we had a crack in our forced main that extended from a previous repair (Date of repair unknown.) We applied sand to the site for containment and adsorption purposes. Each time the pump would turn on, a portion of the flow would spill out. The break happened on a vacant lot which had a discontinued service line. We accidentally broke, this meant that most of the water re-circulated back to the gravity sewer main, then back out the forced main. The old mender and a 3' section of pipe were removed and replaced. The affected area was treated with cl2 and the affected soil will be removed from the site and placed at the waste water lagoon within a weeks time, (Weather plays a factor.) The D.E.Q and the health dept were notified during the process, along with two local news papers and the information was posted on facebook and the village web site.

EGLE Action: None at this time.

Totals Shelby WWTF

RTB (MG)	Raw Sewage (MG)	Partially Treated (MG)	Dilute Raw Sewage (MG)
	0.00600		

County Totals Oceana

RTB (MG)	Raw Sewage (MG)	Partially Treated (MG)	Dilute Raw Sewage (MG)
	0.00600		0.30000

MG = million gallons

MICHIGAN DEPARTMENT OF ENVIRONMENT, GREAT LAKES, AND ENERGY

Sanitary Sewage Overflow Detail Report
January 1 - December 31, 2019

Ontonagon

Bergland Twp WWSL

Bergland Twp WWSL

Submission ID. **HNT-DPXA-WEGG6**
Permit **MIG580330**

Start Day	Start Time	End Day	End Time
10/10/2019	1:30:00 PM	10/10/2019	2:00:00 PM

RTB (MG)	Raw Sewage (MG)	Partially Treated (MG)	Dilute Raw Sewage (MG)
	0.000100		

Cause: A private contractor was digging a trench for a water line and cut the force main that passes through the property
EGLE Action: forcemain was satisfactorily repaired. RC

Totals Bergland Twp WWSL

RTB (MG)	Raw Sewage (MG)	Partially Treated (MG)	Dilute Raw Sewage (MG)
	0.00010		

Ontonagon WWSL

Ontonagon WWSL

Submission ID. **HNP-SAFG-1WFCT**

Start Day	Start Time	End Day	End Time
4/11/2019	5:00:00 PM	4/16/2019	7:15:00 AM

Rain(in.) = 1
Waterbody: Ontonagon River

RTB (MG)	Raw Sewage (MG)	Partially Treated (MG)	Dilute Raw Sewage (MG)
		10.00000	

Location: 1
Cause: Lagoon overflow from the final treatment lagoon. High spring snow melt combined with late ice off caused lagoons to overfill.
EGLE Action: facility was sent CC for excessive I&I and outdated lift stations

MG = million gallons

MICHIGAN DEPARTMENT OF ENVIRONMENT, GREAT LAKES, AND ENERGY

Sanitary Sewage Overflow Detail Report
January 1 - December 31, 2019

Ontonagon WWSL

Submission ID. **HNP-1Q9D-0W7PE**

Start Day	Start Time	End Day	End Time
4/15/2019	9:00:00 AM	4/15/2019	11:30:00 AM

Waterbody: Ontonagon River

RTB (MG)	Raw Sewage (MG)	Partially Treated (MG)	Dilute Raw Sewage (MG)
			0.00030

Location: Marina LS

Cause: sewer at the marina is the low point on the west side of the river. The pump at the lift station tripped out and sewer mixed with heavy infiltration backed up and flowed out of the piping at marina which was left uncapped after draining last fall. Pump was reset and overflow stopped.

EGLE Action: Compliance Communication to upgrade sanitary sewer and remove I&I

Totals Ontonagon WWSL

RTB (MG)	Raw Sewage (MG)	Partially Treated (MG)	Dilute Raw Sewage (MG)
		10.00000	0.00030

County Totals Ontonagon

RTB (MG)	Raw Sewage (MG)	Partially Treated (MG)	Dilute Raw Sewage (MG)
	0.00010	10.00000	0.00030

MG = million gallons

MICHIGAN DEPARTMENT OF ENVIRONMENT, GREAT LAKES, AND ENERGY

Sanitary Sewage Overflow Detail Report
January 1 - December 31, 2019

Ottawa

Baldwin Lake Site Condominium

Baldwin Lake Site Condominium

Submission ID. **HNT-C6CF-T0FB5**
Permit **GW1110683**

Start Day	Start Time	End Day	End Time
10/7/2019	1:05:00 PM	10/8/2019	1:30:00 PM

RTB (MG)	Raw Sewage (MG)	Partially Treated (MG)	Dilute Raw Sewage (MG)
		0.01800	

Cause: The drainfield dosing tank has structurally failed, causing the soil around the tank to flow into the pump chamber. This sediment plugged/disabled the pumps, causing an overflow of septic tank effluent at the dosing tank location.

EGLE Action: None at this time. Appropriate measures were taken to address the problem, and necessary infrastructure repairs were made to the system to avoid future SSO's.

Totals Baldwin Lake Site Condominium

RTB (MG)	Raw Sewage (MG)	Partially Treated (MG)	Dilute Raw Sewage (MG)
		0.01800	

MG = million gallons

MICHIGAN DEPARTMENT OF ENVIRONMENT, GREAT LAKES, AND ENERGY

Sanitary Sewage Overflow Detail Report
January 1 - December 31, 2019

Grand Haven-Spring Lake WWTP

Grand Haven-Spring Lake WWTP

Submission ID. **HNV-C553-4AHR8**
Permit **MI0021245**

Start Day	Start Time	End Day	End Time
11/16/2019	5:00:00 AM	11/16/2019	7:35:00 AM

Waterbody: Grand River

RTB (MG)	Raw Sewage (MG)	Partially Treated (MG)	Dilute Raw Sewage (MG)
	0.085000		

Location: Spring Lake Pump Station

Cause: Currently, the pump station is undergoing improvements. The contractor responsible for construction is Grand River Construction. During construction, the pump station is being bypassed with the use of additional pump and piping equipment. This bypass equipment is outside and the discharge piping from the bypass pump became disconnected, causing raw sewage to reach the Grand River.

EGLE Action: This incident was referred to our Enforcement Unit.

Grand Haven-Spring Lake WWTP

Submission ID. **HNW-4SXC-SSD3Y**
Permit **MI0021245**

Start Day	Start Time	End Day	End Time
12/19/2019	10:30:00 AM	12/19/2019	11:00:00 AM

RTB (MG)	Raw Sewage (MG)	Partially Treated (MG)	Dilute Raw Sewage (MG)
	0.001200		

Location: Manhole located at 345 Hammond St. Spring Lake, MI 49417 within the Spring Lake Village collection system, had raw sewage surge out and onto parking lot.

Cause: Currently, construction is in progress to improve the Spring Lake pump station. During construction, the station is on bypass pumping equipment. This equipment is supplied, maintained and monitored during operation by the construction contractor. A high wet well level alarm called out to contractor contact and they responded with crew who were already on site. Their attempts to correct the issue were not completed soon enough and resulted in the collection system to back up and surge out at vulnerable elevations. Areas effected include residential basements and a parking lot located at Spring Lake Middle School.

EGLE Action: This SSO will be included in the ACO being negotiated with the sewer authority.

MG = million gallons

MICHIGAN DEPARTMENT OF ENVIRONMENT, GREAT LAKES, AND ENERGY

Sanitary Sewage Overflow Detail Report
January 1 - December 31, 2019

Totals **Grand Haven-Spring Lake WWTP**

RTB (MG)	Raw Sewage (MG)	Partially Treated (MG)	Dilute Raw Sewage (MG)
	0.08620		

Holland CM

Holland CM

Submission ID. **HNN-ZF7P-GGVQN**

Start Day	Start Time	End Day	End Time
3/28/2019	12:00:00 AM	4/3/2019	12:00:00 PM

Waterbody: Lake Macatawa

RTB (MG)	Raw Sewage (MG)	Partially Treated (MG)	Dilute Raw Sewage (MG)
	0.000700		

Location: Storm Culvert

Cause: Lift station currently serving one residential address was noted not to be operating properly on 4/3/2019, however no overflow was apparent on that date. At that time the level in the lift station wet well remained more constant than expected by operators. Later discussions about the situation with supervisors prompted a request for further investigation. This identified a pipe located upstream of the lift station wet well near 4th and Columbia that resembled a service/lateral but was suspected due to its direction being towards the lake. This location was confirmed via dye testing to lead to Lake Macatawa on 4/12/2019, although the exact route could not be determined. After dye testing it appeared to be a reasonable assumption that an SSO had occurred on or before 4/3/2019. The period was assumed to be a week, which is half of the period between lift station checks.

EGLE Action: None needed at this time.

MG = million gallons

MICHIGAN DEPARTMENT OF ENVIRONMENT, GREAT LAKES, AND ENERGY

Sanitary Sewage Overflow Detail Report
January 1 - December 31, 2019

Holland CM

Submission ID. **HNV-DWKB-S16Y2**

Start Day	Start Time	End Day	End Time
11/17/2019	9:30:00 AM	11/20/2019	9:47:00 AM

RTB (MG)	Raw Sewage (MG)	Partially Treated (MG)	Dilute Raw Sewage (MG)
	0.120000		

Cause: During a routine check of the Adams St lift station 11/20/2019 at 9:30am crews identified that a failure had occurred with the station and that the station was actively overflowing. Crews discovered that the pumps were not running and manually started the pumps which stopped the overflow.

EGLE Action: None needed

Holland CM

Submission ID. **HNV-RYS3-74Q1D**

Start Day	Start Time	End Day	End Time
12/3/2019	7:10:00 PM	12/4/2019	8:30:00 AM

RTB (MG)	Raw Sewage (MG)	Partially Treated (MG)	Dilute Raw Sewage (MG)
	0.000150		

Cause: Lift station radar failure caused a high wet well condition that resulted in SSO out of a private lateral cleanout

EGLE Action: None needed

Totals Holland CM

RTB (MG)	Raw Sewage (MG)	Partially Treated (MG)	Dilute Raw Sewage (MG)
	0.12085		

MG = million gallons

MICHIGAN DEPARTMENT OF ENVIRONMENT, GREAT LAKES, AND ENERGY

Sanitary Sewage Overflow Detail Report
January 1 - December 31, 2019

Hudsonville CM

Hudsonville CM

Submission ID. **HNS-RA2Z-9SZYR**

Start Day	Start Time	End Day	End Time
8/31/2019	12:00:00 PM	8/31/2019	1:00:00 PM

RTB (MG)	Raw Sewage (MG)	Partially Treated (MG)	Dilute Raw Sewage (MG)
	0.000010		

Location: manhole

Cause: Evidence (small amount of paper, stained grass/rocks) of discharge was observed around a manhole lid that exists in an overgrown area in an off-road easement. It is believed that partial downstream blockage created this situation during a past peak flow period. The manhole that showed evidence of overflow is approximately 25' from a creek, but I cannot determine if any entered the creek. Time of discharge filled in below is not accurate, I did not witness the discharge, only the evidence that is had happened.

EGLE Action: No further EGLE action at this time. The release was not initially reported within 24 hours. The City completed the notifications and a final report with EGLE guidance. Proper notification and reporting requirements, including timeframes w

Hudsonville CM

Submission ID. **HNT-PBP2-22E17**

Start Day	Start Time	End Day	End Time
10/21/2019	11:50:00 AM	10/21/2019	12:20:00 PM

Rain(in.) = 0.1

RTB (MG)	Raw Sewage (MG)	Partially Treated (MG)	Dilute Raw Sewage (MG)
	0.000025		

Location: Manhole

Cause: Raw sewage discharge from holes in sanitary lid located in the center of a 5-lane road. Reported as a wet spot in the road from a motorist. Discharge was caused by an apparent blockage.

EGLE Action: Reviewed report. No further actions at this time; however, will ask reporter to be more specific on outfall name for any future reports (location was provided via lat/long).

MG = million gallons

MICHIGAN DEPARTMENT OF ENVIRONMENT, GREAT LAKES, AND ENERGY

Sanitary Sewage Overflow Detail Report
January 1 - December 31, 2019

Totals	Hudsonville CM				
		RTB (MG)	Raw Sewage (MG)	Partially Treated (MG)	Dilute Raw Sewage (MG)
			0.00004		

County Totals	Ottawa				
		RTB (MG)	Raw Sewage (MG)	Partially Treated (MG)	Dilute Raw Sewage (MG)
			0.20709	0.01800	

MG = million gallons

MICHIGAN DEPARTMENT OF ENVIRONMENT, GREAT LAKES, AND ENERGY

Sanitary Sewage Overflow Detail Report
January 1 - December 31, 2019

Saginaw

Chesaning WWTP

Chesaning WWTP

Submission ID. **HNQ-DRDF-Y5NV6**
Permit **MI0020087**

Start Day	Start Time	End Day	End Time
6/10/2019	8:15:00 AM	6/10/2019	10:45:00 AM

Rain(in.) = 2.37
Waterbody: Shiawassee River

RTB (MG)	Raw Sewage (MG)	Partially Treated (MG)	Dilute Raw Sewage (MG)
			0.00075

Location: Canal St Manhole
Cause: sewage coming out of manhole due too rain fall
EGLE Action: Violation issued, follow up on sources of I/I

Totals Chesaning WWTP

RTB (MG)	Raw Sewage (MG)	Partially Treated (MG)	Dilute Raw Sewage (MG)
			0.00075

MG = million gallons

MICHIGAN DEPARTMENT OF ENVIRONMENT, GREAT LAKES, AND ENERGY

Sanitary Sewage Overflow Detail Report
January 1 - December 31, 2019

Frankenmuth WWTP

Frankenmuth WWTP

Submission ID. **HNK-HHFH-YA4HJ**
Permit **MI0022942**

Start Day	Start Time	End Day	End Time
5/25/2019	5:00:00 AM	5/25/2019	10:00:00 AM

Rain(in.) = 3.67
Waterbody: Harlan park drainage ditch which flows dire

RTB (MG)	Raw Sewage (MG)	Partially Treated (MG)	Dilute Raw Sewage (MG)
	0.050000		

Location: W. Tuscola Lift Station

Cause: Due to heavy rains, 3.67 ", in a 4 hour time span the lift station was not able to keep up with the heavy flow.

EGLE Action: No further action taken, storm event was in exceedance of remedial design standard 25-year 24-hr event

Totals Frankenmuth WWTP

RTB (MG)	Raw Sewage (MG)	Partially Treated (MG)	Dilute Raw Sewage (MG)
	0.05000		

County Totals Saginaw

RTB (MG)	Raw Sewage (MG)	Partially Treated (MG)	Dilute Raw Sewage (MG)
	0.05000		**0.00075**

MG = million gallons

MICHIGAN DEPARTMENT OF ENVIRONMENT, GREAT LAKES, AND ENERGY

Sanitary Sewage Overflow Detail Report
January 1 - December 31, 2019

Sanilac

Croswell WWTP

Croswell WWTP

Submission ID. **HNP-CR4J-2W82P**
Permit **MI0021083**

Start Day	Start Time	End Day	End Time
4/26/2019	12:50:00 PM	4/26/2019	1:35:00 PM

Rain(in.) = 1.41

Waterbody: Mills Creek and Black River

RTB (MG)	Raw Sewage (MG)	Partially Treated (MG)	Dilute Raw Sewage (MG)
			0.00600

Location: Ginger Snap Lift Station

Cause: A trash pump was set up to pull diluted raw sewage from the discharge side of the pump station to relieve the downstream volume in an 8" sewer main, that was backing up into to a home owner's basement. This was caused by heavy rains over the past week to include over an inch of rain in less than 3hrs on early Friday morning.

EGLE Action: Superintendent informed of the requirements for notification of local news media for all SSO events, No further action required, the entity is commited to making improvemtns to their system to prevent further incidents.

Totals Croswell WWTP

RTB (MG)	Raw Sewage (MG)	Partially Treated (MG)	Dilute Raw Sewage (MG)
			0.00600

MG = million gallons

MICHIGAN DEPARTMENT OF ENVIRONMENT, GREAT LAKES, AND ENERGY

Sanitary Sewage Overflow Detail Report
January 1 - December 31, 2019

Lexington WWSL

Lexington WWSL

Submission ID. **HNP-CSEM-E6Z6G**
Permit **MIG580356**

Start Day	Start Time	End Day	End Time
4/26/2019	5:30:00 AM	4/26/2019	4:30:00 PM

Rain(in.) = 1.75
Waterbody: Lake Huron

RTB (MG)	Raw Sewage (MG)	Partially Treated (MG)	Dilute Raw Sewage (MG)
			0.60000

Location: East Dead End of Boynton

Cause: Very large rain event

EGLE Action: Violation notice to be sent to Lexington WWSL requiring information detailing a plan to identify sources of I/I and how it will be addressed to reduce SSO during future wet weather events.

Lexington WWSL

Submission ID. **HNQ-1GVN-KMG6S**
Permit **MIG580356**

Start Day	Start Time	End Day	End Time
5/25/2019	5:00:00 AM	5/25/2019	10:15:00 PM

Rain(in.) = 3
Waterbody: Lake Huron

RTB (MG)	Raw Sewage (MG)	Partially Treated (MG)	Dilute Raw Sewage (MG)
			1.59000

Location: Washington St. Sewer Lift Station

Cause: Heavy rain event

EGLE Action: Active VN to address I/I for the entity's collection system

Totals Lexington WWSL

RTB (MG)	Raw Sewage (MG)	Partially Treated (MG)	Dilute Raw Sewage (MG)
			2.19000

MG = million gallons

MICHIGAN DEPARTMENT OF ENVIRONMENT, GREAT LAKES, AND ENERGY

Sanitary Sewage Overflow Detail Report
January 1 - December 31, 2019

Marlette WWTP

Marlette WWTP

Submission ID. **HNQ-4C8B-P2DAE**
Permit **MI0021024**

Start Day	Start Time	End Day	End Time
5/27/2019	9:30:00 AM	5/28/2019	10:30:00 PM

Rain(in.) = 4
Waterbody: Duff Drain

RTB (MG)	Raw Sewage (MG)	Partially Treated (MG)	Dilute Raw Sewage (MG)
		0.30800	

Location: Equalization Basin

Cause: 4" of rain in about 5-6 hours. The entire system was completely full. Our pumps could not keep up, influent flow meter was maxed out at 2,000 gpm for about 8 hours. It is unknown exactly how much flow we actually received on the 5/25/19.

EGLE Action: No further action taken, storm event was in exceedance of remedial design standard 25 year- 24 hour event.

Totals Marlette WWTP

RTB (MG)	Raw Sewage (MG)	Partially Treated (MG)	Dilute Raw Sewage (MG)
		0.30800	

County Totals Sanilac

RTB (MG)	Raw Sewage (MG)	Partially Treated (MG)	Dilute Raw Sewage (MG)
		0.30800	2.19600

MG = million gallons

MICHIGAN DEPARTMENT OF ENVIRONMENT, GREAT LAKES, AND ENERGY

Sanitary Sewage Overflow Detail Report
January 1 - December 31, 2019

Shiawassee

Durand WWTP

Durand WWTP

Submission ID. **HNQ-RRXX-FFB97**
Permit **MI0022063**

Start Day	Start Time	End Day	End Time
6/20/2019	1:30:00 AM	6/20/2019	12:00:00 AM

Rain(in.) = 2.39
Waterbody: Holly Drain

RTB (MG)	Raw Sewage (MG)	Partially Treated (MG)	Dilute Raw Sewage (MG)
		0.22500	

Location: 1

Cause: Partially treated wastewater, we received 2.39" of rain in less 24 hours

EGLE Action: Currently under an ACO to address wet weather discharges

Totals **Durand WWTP**

RTB (MG)	Raw Sewage (MG)	Partially Treated (MG)	Dilute Raw Sewage (MG)
		0.22500	

MG = million gallons

MICHIGAN DEPARTMENT OF ENVIRONMENT, GREAT LAKES, AND ENERGY

Sanitary Sewage Overflow Detail Report
January 1 - December 31, 2019

Moonlake Estates MHP

Moonlake Estates MHP

Submission ID. **HNN-KTKF-J2ATM**

Start Day	Start Time	End Day	End Time
3/24/2019	12:00:00 PM	3/28/2019	4:30:00 PM

RTB (MG)	Raw Sewage (MG)	Partially Treated (MG)	Dilute Raw Sewage (MG)
			0.00200

Location: Manhole between lots 64 and 65

Cause: A resident had a water softener that was continually backwashing and the communities wastewater system is not operational due to discharge permit not active yet.

EGLE Action: A Violation Notice was issued to the Facility by the DEQ requesting a corrective action plan.

Totals Moonlake Estates MHP

RTB (MG)	Raw Sewage (MG)	Partially Treated (MG)	Dilute Raw Sewage (MG)
			0.00200

Owosso/Mid Shiawassee Co WWTP

Owosso/Mid Shiawassee Co WWTP

Submission ID. **HNQ-EFK3-8SQYE**

Permit **MI00023752**

Start Day	Start Time	End Day	End Time
6/10/2019	7:00:00 AM	6/10/2019	10:30:00 PM

Rain(in.) = 3.3

Waterbody: Shiawassee River

RTB (MG)	Raw Sewage (MG)	Partially Treated (MG)	Dilute Raw Sewage (MG)
			0.08775

Cause: Manhole reached surcharge condition due to inflow/infiltration of service-wide collection system significantly impacted by extreme wet weather event (3.3" rain in 21 hours, with approximately 2" in a 90 minute span).

EGLE Action: Currently under an ACO to address wet weather discharges

MG = million gallons

MICHIGAN DEPARTMENT OF ENVIRONMENT, GREAT LAKES, AND ENERGY

Sanitary Sewage Overflow Detail Report
January 1 - December 31, 2019

Owosso/Mid Shiawassee Co WWTP

Submission ID. **HNQ-EFK3-8SQYE**
Permit **MI00023752**

Start Day	Start Time	End Day	End Time
6/10/2019	8:00:00 AM	6/10/2019	3:30:00 PM

Rain(in.) = 3.3
Waterbody: Shiawassee River

RTB (MG)	Raw Sewage (MG)	Partially Treated (MG)	Dilute Raw Sewage (MG)
			0.05316

Cause: Manhole reached surcharge condition due to inflow/infiltration of service-wide collection system significantly impacted by extreme wet weather event (3.3" rain in 21 hours, with approximately 2" in a 90 minute span).

EGLE Action: Currently under an ACO to address wet weather discharges

Owosso/Mid Shiawassee Co WWTP

Submission ID. **HNQ-EFK3-8SQYE**
Permit **MI00023752**

Start Day	Start Time	End Day	End Time
6/10/2019	8:00:00 AM	6/10/2019	3:30:00 PM

Rain(in.) = 3.3
Waterbody: Shiawassee River

RTB (MG)	Raw Sewage (MG)	Partially Treated (MG)	Dilute Raw Sewage (MG)
			0.87000

Cause: WWTP reached surcharge condition due to inflow/infiltration of service-wide collection system significantly impacted by extreme wet weather event (3.3" rain in 21 hours, with approximately 2" in a 90 minute span). Bypass pumping directly to the Shiawassee River occurred at this manhole.

EGLE Action: Currently under an ACO to address wet weather discharges

Totals Owosso/Mid Shiawassee Co WWTP

RTB (MG)	Raw Sewage (MG)	Partially Treated (MG)	Dilute Raw Sewage (MG)
			1.01091

MG = million gallons

MICHIGAN DEPARTMENT OF ENVIRONMENT, GREAT LAKES, AND ENERGY

Sanitary Sewage Overflow Detail Report
January 1 - December 31, 2019

County Totals **Shiawassee**

RTB (MG)	Raw Sewage (MG)	Partially Treated (MG)	Dilute Raw Sewage (MG)
		0.22500	1.01291

MG = million gallons

MICHIGAN DEPARTMENT OF ENVIRONMENT, GREAT LAKES, AND ENERGY

Sanitary Sewage Overflow Detail Report
January 1 - December 31, 2019

St. Clair

East China Township CM

East China Township CM

Submission ID. **HNK-ZSSP-4JVP3**

Start Day	Start Time	End Day	End Time
1/21/2019	1:45:00 PM	1/22/2019	3:55:00 AM

Waterbody: Saint Clair River

RTB (MG)	Raw Sewage (MG)	Partially Treated (MG)	Dilute Raw Sewage (MG)
			0.36000

Cause: Due to flooding along the shores of the St.Clair River, a sanitary sewage lift station is being overtaken by river water entering the sanitary sewer system. A pump is being used to relive pressure on the lift station and prevent damage to homes and basements connected to this section of sanitary sewer main.

EGLE Action: A Violation Notice was sent to East China Township for the sanitary sewer overflow and directing the Township to address their excessive Inflow/infiltration sources.

East China Township CM

Submission ID. **HNM-27DF-913NA**

Start Day	Start Time	End Day	End Time
1/24/2019	1:22:00 PM	1/24/2019	7:00:00 PM

Waterbody: St. Clair River

RTB (MG)	Raw Sewage (MG)	Partially Treated (MG)	Dilute Raw Sewage (MG)
			0.19500

Cause: Due to flooding along the shores of the St.Clair River, a sanitary sewage lift station is backing up from river water infiltrating the sanitary sewer. A pump is being used to relieve pressure on the lift station to keep sewer main flows low enough to prevent damage to homes and basements connected to this section of sanitary sewer.

EGLE Action: A Violation Notice was sent to East China Township for the sanitary sewer overflow and directing the Township to address their excessive Inflow/infiltration sources.

MG = million gallons

MICHIGAN DEPARTMENT OF ENVIRONMENT, GREAT LAKES, AND ENERGY

Sanitary Sewage Overflow Detail Report
January 1 - December 31, 2019

Totals East China Township CM

RTB (MG)	Raw Sewage (MG)	Partially Treated (MG)	Dilute Raw Sewage (MG)
			0.55500

St Clair WWTP

St Clair WWTP

Submission ID. **HNV-XH37-9E7XY**
Permit **MI0020591**

Start Day	Start Time	End Day	End Time
12/3/2019	10:00:00 AM	12/12/2019	1:30:00 PM

Waterbody: East Branch Pine River

RTB (MG)	Raw Sewage (MG)	Partially Treated (MG)	Dilute Raw Sewage (MG)
			4.00000

Cause: A plug came out of old cso and got lodged in sewer line on 10th street then backed up to storm sewer that plug came out of.
EGLE Action: Corrective action complete, No further Action

Totals St Clair WWTP

RTB (MG)	Raw Sewage (MG)	Partially Treated (MG)	Dilute Raw Sewage (MG)
			4.00000

County Totals St. Clair

RTB (MG)	Raw Sewage (MG)	Partially Treated (MG)	Dilute Raw Sewage (MG)
			4.55500

MG = million gallons

MICHIGAN DEPARTMENT OF ENVIRONMENT, GREAT LAKES, AND ENERGY

Sanitary Sewage Overflow Detail Report
January 1 - December 31, 2019

St. Joseph

Burr Oak CM

Burr Oak CM

Submission ID. **HNV-YB1X-Q2CAT**

Start Day	Start Time	End Day	End Time
12/11/2019	7:14:00 AM	12/11/2019	11:00:00 AM

Waterbody: wetland

RTB (MG)	Raw Sewage (MG)	Partially Treated (MG)	Dilute Raw Sewage (MG)
	0.002000		

Location: Lift Station number 1 wet well

Cause: Clogged Force main

EGLE Action: No Further Action Taken at this Time

Totals Burr Oak CM

RTB (MG)	Raw Sewage (MG)	Partially Treated (MG)	Dilute Raw Sewage (MG)
	0.00200		

MG = million gallons

MICHIGAN DEPARTMENT OF ENVIRONMENT, GREAT LAKES, AND ENERGY

Sanitary Sewage Overflow Detail Report
January 1 - December 31, 2019

Mendon WWSL

Mendon WWSL

Submission ID. **HNM-WY3Q-CSERC**
Permit **MIG580101**

Start Day	Start Time	End Day	End Time
2/21/2019	8:00:00 PM	2/21/2019	8:30:00 PM

RTB (MG)	Raw Sewage (MG)	Partially Treated (MG)	Dilute Raw Sewage (MG)
	0.000500		

Location: Reed River park

Cause: We believe that a former employee got into control panel and shut pumps off. Resulting in sso until we were notified by the police from a resident noticing water around park pavilion.

EGLE Action: No Further Action Taken at this Time.

Totals Mendon WWSL

RTB (MG)	Raw Sewage (MG)	Partially Treated (MG)	Dilute Raw Sewage (MG)
	0.00050		

County Totals St. Joseph

RTB (MG)	Raw Sewage (MG)	Partially Treated (MG)	Dilute Raw Sewage (MG)
	0.00250		

MG = million gallons

MICHIGAN DEPARTMENT OF ENVIRONMENT, GREAT LAKES, AND ENERGY

Sanitary Sewage Overflow Detail Report
January 1 - December 31, 2019

Tuscola

Cass City WWTP

Cass City WWTP

Submission ID. **HNS-X5FV-TGYJF**
Permit **M0022594**

Start Day	Start Time	End Day	End Time
9/18/2019	1:00:00 PM	9/18/2019	2:00:00 PM

RTB (MG)	Raw Sewage (MG)	Partially Treated (MG)	Dilute Raw Sewage (MG)
	0.000050		

Location: Corner of Nestle/Church Street

Cause: The Village had a sewer main back up on M-81 and the corner of Nestle street. The backup forced water down the sewer main to the corner of Nestle street and Church street. The sewer main was packed full of shop towels of adult wipes.

EGLE Action: Informed the city of requirements for reporting to local health department and news agency. No further action required as this was an isolated small discharge that the city has made appropriate action to prevent in the future.

Totals Cass City WWTP

RTB (MG)	Raw Sewage (MG)	Partially Treated (MG)	Dilute Raw Sewage (MG)
	0.00005		

MG = million gallons

MICHIGAN DEPARTMENT OF ENVIRONMENT, GREAT LAKES, AND ENERGY

Sanitary Sewage Overflow Detail Report
January 1 - December 31, 2019

Dairy Farmers of America-Cass

Dairy Farmers of America-Cass

Submission ID. **HNN-X1TY-BSMD4**
Permit **MI0059355**

Start Day	Start Time	End Day	End Time
4/1/2019	1:17:00 PM	4/8/2019	12:55:00 PM

RTB (MG)	Raw Sewage (MG)	Partially Treated (MG)	Dilute Raw Sewage (MG)
	0.000350		

Location: 4105 N Division St, Cass City, MI 48726

Cause: A broken sanitary pump station underground discharge line caused raw sewage to flow to surface.

EGLE Action: No further action taken, entity has taken action to resolve the cause of discharge and is committed to preventing any further SSO.

Totals Dairy Farmers of America-Cass

RTB (MG)	Raw Sewage (MG)	Partially Treated (MG)	Dilute Raw Sewage (MG)
	0.00035		

Mayville WWSL

Mayville WWSL

Submission ID. **HNQ-3M9Y-7PF3W**
Permit **MIG580344**

Start Day	Start Time	End Day	End Time
5/25/2019	4:00:00 AM	5/25/2019	11:00:00 AM

Rain(in.) = 5
Waterbody: Cox Drain

RTB (MG)	Raw Sewage (MG)	Partially Treated (MG)	Dilute Raw Sewage (MG)
			0.03000

Location: Manhole at the corner of Pine St. & Turner St.

Cause: A significant rainfall in a span of a few hours overloaded our sanitary sewer system. This caused a manhole located at Pine St. & Turner St. to overflow and make its way to storm sewer catch basins located at the same intersection.

EGLE Action: No further action taken, rain event was an exceedance of the remedial design standard

MG = million gallons

MICHIGAN DEPARTMENT OF ENVIRONMENT, GREAT LAKES, AND ENERGY

Sanitary Sewage Overflow Detail Report
January 1 - December 31, 2019

Totals	Mayville WWSL				
		RTB (MG)	Raw Sewage (MG)	Partially Treated (MG)	Dilute Raw Sewage (MG)
					0.03000

County Totals	Tuscola				
		RTB (MG)	Raw Sewage (MG)	Partially Treated (MG)	Dilute Raw Sewage (MG)
			0.00040		0.03000

MG = million gallons

MICHIGAN DEPARTMENT OF ENVIRONMENT, GREAT LAKES, AND ENERGY

Sanitary Sewage Overflow Detail Report
January 1 - December 31, 2019

Washtenaw

Ann Arbor CM

Ann Arbor CM

Submission ID. **HNK-MNWE-7W8SZ**

Start Day	Start Time	End Day	End Time
1/5/2019	4:40:00 PM	1/5/2019	6:00:00 PM

Waterbody: Malletts Creek

RTB (MG)	Raw Sewage (MG)	Partially Treated (MG)	Dilute Raw Sewage (MG)
	0.000675		

Location: Discharge Point 91-51029 (Malletts Creek)

Cause: Tree roots caused blockage in 8" sanitary line, surcharging the sewage flow out of sanitary manhole 71-62826, overland flow into storm manhole 88-56245. Stormwater system ultimately discharges to Malletts Creek, ~2300 feet in-pipe to creek outfall.

EGLE Action: Escalated enforcement action initiated.

Ann Arbor CM

Submission ID. **HNP-8X7A-6DAE8**

Start Day	Start Time	End Day	End Time
4/23/2019	4:00:00 PM	4/24/2019	9:40:00 AM

RTB (MG)	Raw Sewage (MG)	Partially Treated (MG)	Dilute Raw Sewage (MG)
	0.000010		

Cause: nonstandard sewer connection from a private property owner.

EGLE Action: Escalated enforcement action initiated.

MG = million gallons

MICHIGAN DEPARTMENT OF ENVIRONMENT, GREAT LAKES, AND ENERGY

Sanitary Sewage Overflow Detail Report
January 1 - December 31, 2019

Ann Arbor CM

Submission ID. **HNP-MJ7D-0HR1V**

Start Day	Start Time	End Day	End Time
5/8/2019	9:00:00 AM	5/8/2019	3:15:00 AM

RTB (MG)	Raw Sewage (MG)	Partially Treated (MG)	Dilute Raw Sewage (MG)
	0.001800		

Location: Sewer in Arboretum near Field

Cause: Surcharged sewage from manhole structure. Blockage in sewer pipe downstream, caused by gravel and stone. An undertermined time ago, a mower knocked the lid off of the structure, creating an opening for gravel to enter. Gravel has been entering the system for a while, ultimately creating a blockage in the pipe.

EGLE Action: Escalated enforcement action initiated.

Ann Arbor CM

Submission ID. **HNQ-RV4N-VEHTC**

Start Day	Start Time	End Day	End Time
6/23/2019	1:00:00 PM	6/23/2019	2:30:00 PM

Waterbody: Allen Creek

RTB (MG)	Raw Sewage (MG)	Partially Treated (MG)	Dilute Raw Sewage (MG)
	0.000500		

Location: Maple Village Storm Water Catch Basin

Cause: raw sewage - due to grease clog.

EGLE Action: Escalated enforcement action initiated.

MG = million gallons

MICHIGAN DEPARTMENT OF ENVIRONMENT, GREAT LAKES, AND ENERGY

Sanitary Sewage Overflow Detail Report
January 1 - December 31, 2019

Ann Arbor CM

Submission ID. **HNR-1PGG-E88G5**
Permit **MI0022217**

Start Day	Start Time	End Day	End Time
7/5/2019	11:30:00 AM	7/5/2019	1:20:00 PM

Waterbody: Huron River

RTB (MG)	Raw Sewage (MG)	Partially Treated (MG)	Dilute Raw Sewage (MG)
			0.00300

Location: Allen Creek

Cause: A 10" sanitary sewer main broke in the 220 block of W. Liberty at approximately 11:30am on Friday July 5. The pipe failure occurred next to a 24" stormwater pipe which had also experienced a break, causing sewage to release into the stormwater conveyance system. The stormwater pipe connects to Allen Creek via enclosed pipe, with an ultimate discharge to the Huron River.

EGLE Action: Escalated enforcement action initiated.

Ann Arbor CM

Submission ID. **HNS-BY2J-STVJ0**

Start Day	Start Time	End Day	End Time
8/26/2019	11:00:00 AM	8/26/2019	12:00:00 PM

Waterbody: Allen Creek

RTB (MG)	Raw Sewage (MG)	Partially Treated (MG)	Dilute Raw Sewage (MG)
	0.002000		

Location: 71-70679

Cause: Around 11:30AM on 8/26/2019, an complaint was received of sewage spilling into the street from a manhole lid. Field investigation found that the City's sanitary sewer was surcharging onto the street surface, running along the gutter, and into the stormwater inlet in the curb, ultimately flowing to Allen Creek. An estimated 2000 gallons reached the stormwater inlet. The cause was found to be concrete chunks that were catching debris and blocking flow in the sanitary pipe.

EGLE Action: Escalated enforcement action initiated.

MG = million gallons

MICHIGAN DEPARTMENT OF ENVIRONMENT, GREAT LAKES, AND ENERGY

Sanitary Sewage Overflow Detail Report
January 1 - December 31, 2019

Totals **Ann Arbor CM**

RTB (MG)	Raw Sewage (MG)	Partially Treated (MG)	Dilute Raw Sewage (MG)
	0.00499		0.00300

Augusta Township CM

Augusta Township CM

Submission ID. **HNW-FP48-MNRXC**

Start Day	Start Time	End Day	End Time
12/31/2019	12:31:00 PM	1/1/2020	1:00:00 PM

RTB (MG)	Raw Sewage (MG)	Partially Treated (MG)	Dilute Raw Sewage (MG)
	0.000050		

Cause: Force main failure, caused line break.

EGLE Action: No additional actions taken at this time.

Totals **Augusta Township CM**

RTB (MG)	Raw Sewage (MG)	Partially Treated (MG)	Dilute Raw Sewage (MG)
	0.00005		

MG = million gallons

MICHIGAN DEPARTMENT OF ENVIRONMENT, GREAT LAKES, AND ENERGY

Sanitary Sewage Overflow Detail Report
January 1 - December 31, 2019

DTE Willow Gate Facility

DTE Willow Gate Facility

Submission ID. **HNP-T38S-M3QT8**

Start Day	Start Time	End Day	End Time
4/30/2019	4:00:00 PM	4/30/2019	5:00:00 PM

RTB (MG)	Raw Sewage (MG)	Partially Treated (MG)	Dilute Raw Sewage (MG)
	0.000050		

Location: Sewer Pipe Break

Cause: Suspected sewer line break. Possible cause could be from the sewer line being to close to the gas transmission pipeline.

EGLE Action: No further action.

Totals DTE Willow Gate Facility

RTB (MG)	Raw Sewage (MG)	Partially Treated (MG)	Dilute Raw Sewage (MG)
	0.00005		

Portage-Baseline Lakes WWTP

Portage-Baseline Lakes WWTP

Submission ID. **HNM-R7GG-PSPB5**

Permit **GW1810114**

Start Day	Start Time	End Day	End Time
2/17/2019	10:00:00 PM	2/18/2019	6:00:00 PM

RTB (MG)	Raw Sewage (MG)	Partially Treated (MG)	Dilute Raw Sewage (MG)
		0.00500	

Location: Pump Station 37

Cause: Bad gasket did not hold main pressure resulting in overflow

EGLE Action: SSO report reviewed by DEQ staff and event discussed with facility via telephone. Permit violation for discharge of raw sewage to ground recorded.

MG = million gallons

MICHIGAN DEPARTMENT OF ENVIRONMENT, GREAT LAKES, AND ENERGY

Sanitary Sewage Overflow Detail Report
January 1 - December 31, 2019

Portage-Baseline Lakes WWTP

Submission ID. **HNR-GCXX-PDH1P**

Start Day	Start Time	End Day	End Time
7/6/2019	10:00:00 AM	7/8/2019	2:00:00 PM

Waterbody: Canal that is connected to Base Line Lake

RTB (MG)	Raw Sewage (MG)	Partially Treated (MG)	Dilute Raw Sewage (MG)
		0.00350	

Location: None, near the canal by Durston Rd.

Cause: Force main was ruptured by seawall construction

EGLE Action: WRD Jackson office were notified of the discharge by phone on 7-9-19. Staff ensured that facility had been in contact with health department and was following all their directions for water sampling. Facility stated they were and that the dam

Portage-Baseline Lakes WWTP

Submission ID. **HNR-PQNG-834PW**

Start Day	Start Time	End Day	End Time
7/22/2019	12:00:00 PM	7/25/2019	3:00:00 PM

RTB (MG)	Raw Sewage (MG)	Partially Treated (MG)	Dilute Raw Sewage (MG)
		0.00300	

Location: Pump Station 13

Cause: Cracked force main caused by water hammer back pressure. The pipe became fatigued.

EGLE Action: SSO was reviewed for permit compliance and response actions taken by facility. Information provided is complete and all required actions were taken by the facility. SSO will be addressed as part of next facility inspection.

Totals Portage-Baseline Lakes WWTP

RTB (MG)	Raw Sewage (MG)	Partially Treated (MG)	Dilute Raw Sewage (MG)
		0.01150	

MG = million gallons

MICHIGAN DEPARTMENT OF ENVIRONMENT, GREAT LAKES, AND ENERGY

Sanitary Sewage Overflow Detail Report
January 1 - December 31, 2019

Scio Township CM

Scio Township CM

Submission ID. **HNT-CYBF-H61TQ**

Start Day	Start Time	End Day	End Time
10/7/2019	6:30:00 PM	10/8/2019	1:00:00 PM

RTB (MG)	Raw Sewage (MG)	Partially Treated (MG)	Dilute Raw Sewage (MG)
	0.000100		

Cause: Home owner saw water seeping out of manhole in back yard. Staff responded ASAP, called flush truck, opened sewer main, found heavy lawn mesh carpet in manhole, removed all debris main running fine.

EGLE Action: No further action taken at this time.

Scio Township CM

Submission ID. **HNV-RVD7-GNDM0**

Start Day	Start Time	End Day	End Time
12/4/2019	7:28:00 AM	12/4/2019	8:10:00 AM

RTB (MG)	Raw Sewage (MG)	Partially Treated (MG)	Dilute Raw Sewage (MG)
	0.002000		

Location: Scio Township Sewer Pump Station 5470 Jackson Rd. Ann Arbor MI. 48103

Cause: Sewer Pump Station was on by-pass pumping for repairs to pump station. clamp on discharge pipe came apart. Turned off by-pass pump, started pump in wet well, removed by-pass pump station on line.

EGLE Action: No additional action at this time.

Totals Scio Township CM

RTB (MG)	Raw Sewage (MG)	Partially Treated (MG)	Dilute Raw Sewage (MG)
	0.00210		

MG = million gallons

MICHIGAN DEPARTMENT OF ENVIRONMENT, GREAT LAKES, AND ENERGY

Sanitary Sewage Overflow Detail Report
January 1 - December 31, 2019

YCUA Regional WWTP

YCUA Regional WWTP

Submission ID. **HNM-YAX7-DHXHV**
Permit **MI0042676**

Start Day	Start Time	End Day	End Time
2/27/2019	1:05:00 PM	2/27/2019	1:50:00 PM

RTB (MG)	Raw Sewage (MG)	Partially Treated (MG)	Dilute Raw Sewage (MG)
	0.000150		

Location: Roadside Ditch, S. side of S. Congress, 1/8 mi. east of Hewitt, Ypsilanti

Cause: Raw sewage exited from a manhole on YCUA's Sanitary Sewer Collection System in S. Congress Street. It is suspected that root mass in the collection system may have attributed to the overflow. The overflow may have travelled in the ditch approximately 300 feet easterly. The overflow did not reach any nearby surface water bodies or storm sewers.

EGLE Action: A Violation Notice was sent to address discharge

YCUA Regional WWTP

Submission ID. **HNN-QM7P-RVJJS**
Permit **MI0042676**

Start Day	Start Time	End Day	End Time
4/2/2019	9:12:00 AM	4/2/2019	9:27:00 AM

RTB (MG)	Raw Sewage (MG)	Partially Treated (MG)	Dilute Raw Sewage (MG)
	0.000010		

Location: Manhole at McCartney, just north of Cedarcliff

Cause: Raw sewage exited through a manhole on sanitary sewer collection system. YCUA believes a root mass may have caused the obstruction to flow . Service crew in the area quickly attended to the situation and released the obstruction.

EGLE Action: A Violation Notice was sent to address discharge

MG = million gallons

MICHIGAN DEPARTMENT OF ENVIRONMENT, GREAT LAKES, AND ENERGY

Sanitary Sewage Overflow Detail Report
January 1 - December 31, 2019

YCUA Regional WWTP

Submission ID. **HNP-EHB3-PGYFY**
Permit **MI0042676**

Start Day	Start Time	End Day	End Time
5/1/2019	7:30:00 AM	5/5/2019	11:15:00 AM

Rain(in.) = 3

Waterbody: Ditches along Martz Road Right of Way

RTB (MG)	Raw Sewage (MG)	Partially Treated (MG)	Dilute Raw Sewage (MG)
	6.000000		

Location: Adjacent Ground Surface and nearby ditches along Martz Road, in Charter Township of Ypsilanti, MI

Cause: A break in the pressure main that conveys wastewater from YCUA's Martz Road Pump Station located at 10941 Martz Road to the YCUA Wastewater Treatment Plant in Charter Township of Ypsilanti, Michigan

EGLE Action: Violation Notice was sent to address discharge

YCUA Regional WWTP

Submission ID. **HNP-EHKD-WRPWD**
Permit **MI0042676**

Start Day	Start Time	End Day	End Time
5/1/2019	9:00:00 AM	5/1/2019	9:15:00 AM

Rain(in.) = 3

Waterbody: Huron River

RTB (MG)	Raw Sewage (MG)	Partially Treated (MG)	Dilute Raw Sewage (MG)
	0.001000		

Location: Snow Road

Cause: Wet Weather flows overwhelmed the upstream pump station. Overflow occurred from a vault on the sanitary sewer on the south bank of Huron River, south of the YCUA Snow Road Pump Station located at 3282 Snow Road in Section 24 of Charter Township of Ypsilanti, MI

EGLE Action: Violation Notice issued to address SSO discharge

MG = million gallons

MICHIGAN DEPARTMENT OF ENVIRONMENT, GREAT LAKES, AND ENERGY

Sanitary Sewage Overflow Detail Report
January 1 - December 31, 2019

YCUA Regional WWTP

Submission ID. **HNS-P5DX-AM3E2**
Permit **MI0042676**

Start Day	Start Time	End Day	End Time
9/10/2019	1:07:00 PM	9/10/2019	1:55:00 PM

RTB (MG)	Raw Sewage (MG)	Partially Treated (MG)	Dilute Raw Sewage (MG)
	0.000060		

Location: Green belt area, and a storm sewer catchbasin

Cause: Suspected plug (soap and grease) in the sewer run caused a backup in the sewer and sewage exited a manhole in the green belt area at the southeast corner of Harriet and Hamilton in City of Ypsilanti. For most part the overflow was confined to the green belt area and a small portion of the overflow entered a nearest stormwater catch basin at the intersection of Harriet and Hamilton.

EGLE Action: No further action necessary. Entity performs routine maintenance of collection system.

Totals YCUA Regional WWTP

RTB (MG)	Raw Sewage (MG)	Partially Treated (MG)	Dilute Raw Sewage (MG)
	6.00122		

County Totals Washtenaw

RTB (MG)	Raw Sewage (MG)	Partially Treated (MG)	Dilute Raw Sewage (MG)
	6.00841	0.01150	0.00300

MG = million gallons

MICHIGAN DEPARTMENT OF ENVIRONMENT, GREAT LAKES, AND ENERGY

Sanitary Sewage Overflow Detail Report
January 1 - December 31, 2019

Wayne

Allen Park CM

Allen Park CM

Submission ID. **HNP-E5ZK-0T3DK**

Start Day	Start Time	End Day	End Time
5/1/2019	2:00:00 AM	5/3/2019	9:00:00 PM

Rain(in.) = 3.25

Waterbody: Detroit River

RTB (MG)	Raw Sewage (MG)	Partially Treated (MG)	Dilute Raw Sewage (MG)
			11.90000

Location: Storm Water Pipe

Cause: Overflow from a three inch rainstorm

EGLE Action: Currently under an ACO to address wet weather discharges. This event will be used in the evaluation to determine compliance with SSO Policy

Allen Park CM

Submission ID. **HNP-E67X-EAQ8J**

Start Day	Start Time	End Day	End Time
5/1/2019	4:00:00 AM	5/2/2019	3:00:00 AM

Rain(in.) = 3.25

Waterbody: Ecorse Creek

RTB (MG)	Raw Sewage (MG)	Partially Treated (MG)	Dilute Raw Sewage (MG)
			3.30000

Location: Sanitary Lift Station

Cause: Over flow of Sanitary. Heavy rain of over three inches of rain. Ecorse Creek overflowed into neighborhoods.

EGLE Action: Currently under an ACO to address wet weather discharges. This event will be used in the evaluation to determine compliance with SSO Policy

Totals Allen Park CM

RTB (MG)	Raw Sewage (MG)	Partially Treated (MG)	Dilute Raw Sewage (MG)
			15.20000

MG = million gallons

MICHIGAN DEPARTMENT OF ENVIRONMENT, GREAT LAKES, AND ENERGY

Sanitary Sewage Overflow Detail Report
January 1 - December 31, 2019

BASF-Wyandotte

BASF-Wyandotte

Submission ID. **HNV-3M13-XE9FZ**
Permit **MI0000540**

Start Day	Start Time	End Day	End Time
11/4/2019	11:45:00 AM	11/4/2019	12:45:00 PM

Waterbody: Detroit River

RTB (MG)	Raw Sewage (MG)	Partially Treated (MG)	Dilute Raw Sewage (MG)
			0.00008

Location: 2

Cause: Intermittent discharge of process water (S1154 Scrubber, Gala System, and QA Lab), non-contact cooling water, and sanitary water. Due to a backup of water in manhole (MH-03) due to a pluggage.

EGLE Action: Violation letter sent to address discharges

Totals BASF-Wyandotte

RTB (MG)	Raw Sewage (MG)	Partially Treated (MG)	Dilute Raw Sewage (MG)
			0.00008

Belleville CM

Belleville CM

Submission ID. **HNS-DCNB-ART9V**

Start Day	Start Time	End Day	End Time
8/28/2019	1:00:00 PM	8/28/2019	1:15:00 PM

Waterbody: Belleville storm sewer

RTB (MG)	Raw Sewage (MG)	Partially Treated (MG)	Dilute Raw Sewage (MG)
			0.00004

Location: storm water catch basin at DPW

Cause: advanced underground driver discharged into a storm sewer after filling with water

EGLE Action: none

MG = million gallons

MICHIGAN DEPARTMENT OF ENVIRONMENT, GREAT LAKES, AND ENERGY

Sanitary Sewage Overflow Detail Report
January 1 - December 31, 2019

Totals Belleville CM

RTB (MG)	Raw Sewage (MG)	Partially Treated (MG)	Dilute Raw Sewage (MG)
			0.00004

Dearborn CSO

Dearborn CSO

Submission ID. **HNP-E5ZT-A032E**
Permit **MI0025542**

Start Day	Start Time	End Day	End Time
4/30/2019	11:22:00 PM	5/1/2019	11:22:00 PM

Rain(in.) = 2.27
Waterbody: Rouge River

RTB (MG)	Raw Sewage (MG)	Partially Treated (MG)	Dilute Raw Sewage (MG)
			6.46272

Location: Greenfield lift station

Cause: GLWA Northwest interceptor would not allow us to discharge 60+ CFS due to heavy rain fall, causing SSO at the Dearborn Greenfield lift station .

EGLE Action: Continue to work with GLWA on master plan for projects to reduce HGL in NW Interceptor

Totals Dearborn CSO

RTB (MG)	Raw Sewage (MG)	Partially Treated (MG)	Dilute Raw Sewage (MG)
			6.46272

MG = million gallons

MICHIGAN DEPARTMENT OF ENVIRONMENT, GREAT LAKES, AND ENERGY

Sanitary Sewage Overflow Detail Report
January 1 - December 31, 2019

Dearborn Heights CM

Dearborn Heights CM

Submission ID. **HNS-X2AP-QF7SD**

Start Day	Start Time	End Day	End Time
9/18/2019	11:30:00 AM	9/18/2019	2:30:00 PM

Waterbody: Divine Lake / None

RTB (MG)	Raw Sewage (MG)	Partially Treated (MG)	Dilute Raw Sewage (MG)
	0.002000		

Location: Manhole between 12" sanitary sewer and 8" siphon

Cause: Over flowing from manhole due to grease blockage. Pipe size is 12" reduced to 8'' siphon for river crossing.

EGLE Action: Violation Notice sent to address discharge

Totals Dearborn Heights CM

RTB (MG)	Raw Sewage (MG)	Partially Treated (MG)	Dilute Raw Sewage (MG)
	0.00200		

Detroit Metro Wayne Co Airport

Detroit Metro Wayne Co Airport

Submission ID. **HNR-H1Q6-3H41F**

Start Day	Start Time	End Day	End Time
7/24/2019	9:00:00 PM	7/24/2019	10:00:00 PM

RTB (MG)	Raw Sewage (MG)	Partially Treated (MG)	Dilute Raw Sewage (MG)
	0.000150		

Cause: A sewage line at Detroit Metropolitan Airport, McNamara Terminal Gate A-38 became clogged and sewage came to the surface. The line was immediately jet-rodded and opened.

EGLE Action: No further action, entity will provide further maintenance as required.

MG = million gallons

MICHIGAN DEPARTMENT OF ENVIRONMENT, GREAT LAKES, AND ENERGY

Sanitary Sewage Overflow Detail Report
January 1 - December 31, 2019

Totals Detroit Metro Wayne Co Airport

RTB (MG)	Raw Sewage (MG)	Partially Treated (MG)	Dilute Raw Sewage (MG)
	0.00015		

GLWA WRRF

GLWA WRRF

Submission ID. **HNQ-C3P4-40MSF**

Start Day	Start Time	End Day	End Time
6/8/2019	10:00:00 AM	6/8/2019	11:00:00 AM

RTB (MG)	Raw Sewage (MG)	Partially Treated (MG)	Dilute Raw Sewage (MG)
	0.010645		

Cause: Contractor was bypassing sewer to sewer and had an equipment malfunction

EGLE Action: A Compliance Communication was sent on 24 JUN 2019 identifying this violation, and that it has been addressed.

GLWA WRRF

Submission ID. **HNQ-M7TF-CRZV6**

Start Day	Start Time	End Day	End Time
6/18/2019	10:00:00 AM	6/18/2019	2:30:00 PM

RTB (MG)	Raw Sewage (MG)	Partially Treated (MG)	Dilute Raw Sewage (MG)
	0.100000		

Location: Outer Drive and Fullerton Manhole

Cause: There was a discharge from a 12" DWSD sewer line manhole on the west side of Rouge River near Outer Drive and Fullerton.

EGLE Action: Reviewed corrective actions taken, determined SSO to have been addressed.

MG = million gallons

MICHIGAN DEPARTMENT OF ENVIRONMENT, GREAT LAKES, AND ENERGY

Sanitary Sewage Overflow Detail Report
January 1 - December 31, 2019

GLWA WRRF

Submission ID. **HNR-CAEE-JXM21**

Start Day	Start Time	End Day	End Time
7/3/2019	5:00:00 AM	8/14/2019	4:25:00 AM

Waterbody: Detroit River

RTB (MG)	Raw Sewage (MG)	Partially Treated (MG)	Dilute Raw Sewage (MG)
7235.30			

Location: 104

Cause: INCOMING RIVER WATER

EGLE Action: Compliance Communication issued 18 SEP 19 that addressed this SSO

GLWA WRRF

Submission ID. **HNR-CAEE-JXM21**

Start Day	Start Time	End Day	End Time
7/8/2019	2:50:00 PM	7/26/2019	12:42:00 AM

Waterbody: Detroit River

RTB (MG)	Raw Sewage (MG)	Partially Treated (MG)	Dilute Raw Sewage (MG)
			46.94000

Location: Outfall 005 - Dry Weather SSO

Cause: INCOMING RIVER WATER

EGLE Action: Compliance Communication issued 18 SEP 19.

Totals GLWA WRRF

RTB (MG)	Raw Sewage (MG)	Partially Treated (MG)	Dilute Raw Sewage (MG)
7235.30	**0.11065**		**46.94000**

MG = million gallons

MICHIGAN DEPARTMENT OF ENVIRONMENT, GREAT LAKES, AND ENERGY

Sanitary Sewage Overflow Detail Report
January 1 - December 31, 2019

GM-CPC-Romulus Engine

GM-CPC-Romulus Engine

Submission ID. **HNP-F60K-M2MCJ**
Permit **MIS210409**

Start Day	Start Time	End Day	End Time
5/2/2019	10:55:00 AM	5/2/2019	1:30:00 PM

RTB (MG)	Raw Sewage (MG)	Partially Treated (MG)	Dilute Raw Sewage (MG)
	0.000001		

Location: McClaughrey Drain

Cause: The facility experienced a discharge of approximately one gallon of raw liquid sewage onto plant property as a result of a plugged sewer line on the premises. The discharge was contained on plant property and surface water was not impacted. The blockage has been removed with the assistance of a sanitary cleaning company.

EGLE Action: No further action, entity will provide further maintenance as required.

GM-CPC-Romulus Engine

Submission ID. **HNQ-0CM3-48BFD**
Permit **MIS210409**

Start Day	Start Time	End Day	End Time
5/24/2019	11:05:00 AM	5/24/2019	11:50:00 AM

Waterbody: On site East Storm Pond

RTB (MG)	Raw Sewage (MG)	Partially Treated (MG)	Dilute Raw Sewage (MG)
	0.000050		

Location: Outfall 001

Cause: A blockage in the sanitary line caused sanitary water to back flow out of the manhole and flowed across concrete into a storm drain which lead to the site's detention pond where it was contained. The storm pond is 3 million gallons and had roughly 1 million gallons of free capacity at the time of the incident.

EGLE Action: Violation Notice VN-009611 was ent to address discharge

Totals GM-CPC-Romulus Engine

RTB (MG)	Raw Sewage (MG)	Partially Treated (MG)	Dilute Raw Sewage (MG)
	0.00005		

MG = million gallons

MICHIGAN DEPARTMENT OF ENVIRONMENT, GREAT LAKES, AND ENERGY

Sanitary Sewage Overflow Detail Report
January 1 - December 31, 2019

Grosse Ile Twp WWTP

Grosse Ile Twp WWTP

Submission ID. **HNP-FWHS-F6WYT**
Permit **MI0026191**

Start Day	Start Time	End Day	End Time
5/1/2019	1:00:00 PM	5/2/2019	11:06:00 PM

Rain(in.) = 0.86
Waterbody: Detroit River

RTB (MG)	Raw Sewage (MG)	Partially Treated (MG)	Dilute Raw Sewage (MG)
		2.39282	

Location: Equalization Basin Discharge

Cause: The discharge started on 5-1-19 at 1:00 PM and ended on 5-2-19 at 11:06 PM. The total amount discharged was 2,392,818 gallons. Reasons for the discharge is we have received 3.22 inches of rainfall since April 19th. During this time period (April 19-30th) plant effluent flow has average 4.71 mgd, normal average flow is 2.2 mgd. Also, the extremely high Detroit River levels is not allowing us to pump at maximum capacity through the plant.

EGLE Action: Enforcement Discretion. See 6th Amended ACO-000023.

Totals Grosse Ile Twp WWTP

RTB (MG)	Raw Sewage (MG)	Partially Treated (MG)	Dilute Raw Sewage (MG)
		2.39282	

MG = million gallons

MICHIGAN DEPARTMENT OF ENVIRONMENT, GREAT LAKES, AND ENERGY

Sanitary Sewage Overflow Detail Report
January 1 - December 31, 2019

Grosse Pointe Shores CM

Grosse Pointe Shores CM

Submission ID. **HNP-AESD-FF0F1**

Start Day	Start Time	End Day	End Time
4/26/2019	10:30:00 AM	4/26/2019	11:00:00 AM

Rain(in.) = 1

Waterbody: Lake Saint Clair

RTB (MG)	Raw Sewage (MG)	Partially Treated (MG)	Dilute Raw Sewage (MG)
			0.00300

Location: Cook Road Lake St Clair outfall

Cause: Street manhole overflow. Reason; High precipitation over the last week pressurized the Cook Rd discharge pipe and diluted sewage flowed out of a manhole and into a nearby catch basin (possible obstruction investigated).

EGLE Action: EGLE scheduled meeting with Village of Grosse Pointe Shores to explore/resolve issues.

Grosse Pointe Shores CM

Submission ID. **HNP-EANG-A4B3T**

Start Day	Start Time	End Day	End Time
5/1/2019	10:25:00 AM	5/1/2019	1:24:00 PM

Rain(in.) = 2

Waterbody: Lake Saint Clair

RTB (MG)	Raw Sewage (MG)	Partially Treated (MG)	Dilute Raw Sewage (MG)
			1.01850

Location: Cook Road PS Relief

Cause: The Cook Road lift station relief gate was opened to lower the level in our interceptor. We received reports of sewage back-ups and upon investigation found sewage being pumped into basements. Inspection of the interceptor showed that it was completely full. With more rain in the forecast, it was necessary to divert flows to prevent catastrophic damage to residential infrastructure.

EGLE Action: A compliance communication was sent to address the discharge

Totals Grosse Pointe Shores CM

RTB (MG)	Raw Sewage (MG)	Partially Treated (MG)	Dilute Raw Sewage (MG)
			1.02150

MG = million gallons

MICHIGAN DEPARTMENT OF ENVIRONMENT, GREAT LAKES, AND ENERGY

Sanitary Sewage Overflow Detail Report
January 1 - December 31, 2019

Lincoln Park CM

Lincoln Park CM

Submission ID. **HNP-EBEG-6A4VK**

Start Day	Start Time	End Day	End Time
5/1/2019	4:00:00 AM	5/2/2019	3:00:00 PM

Rain(in.) = 5.25

Waterbody: Ecorse Creek

RTB (MG)	Raw Sewage (MG)	Partially Treated (MG)	Dilute Raw Sewage (MG)
		41.10000	

Location: Lincoln Park Basin

Cause: Partially Treated Sanitary Waste resultant of a rain event. 3.25" within a 5 hour period

EGLE Action: Violation Notice sent to address discharge

Totals Lincoln Park CM

RTB (MG)	Raw Sewage (MG)	Partially Treated (MG)	Dilute Raw Sewage (MG)
		41.10000	

Livonia CM

Livonia CM

Submission ID. **HNP-T09D-PMCSC**

Start Day	Start Time	End Day	End Time
5/15/2019	2:30:00 PM	5/15/2019	6:00:00 PM

Rain(in.) = 0

Waterbody: Middle River Rouge

RTB (MG)	Raw Sewage (MG)	Partially Treated (MG)	Dilute Raw Sewage (MG)
	0.001000		

Location: Macaroni Grill

Cause: private sewer lead, backup grease in line

EGLE Action: Violation Notice sent to address discharge

MG = million gallons

MICHIGAN DEPARTMENT OF ENVIRONMENT, GREAT LAKES, AND ENERGY

Sanitary Sewage Overflow Detail Report
January 1 - December 31, 2019

Totals Livonia CM

RTB (MG)	Raw Sewage (MG)	Partially Treated (MG)	Dilute Raw Sewage (MG)
	0.00100		

Melvindale CM

Melvindale CM

Submission ID. **HNP-EB7D-1ZPBQ**

Start Day	Start Time	End Day	End Time
5/1/2019	6:00:00 AM	5/2/2019	1:00:00 AM

Rain(in.) = 3.5

Waterbody: Lower Rouge River

RTB (MG)	Raw Sewage (MG)	Partially Treated (MG)	Dilute Raw Sewage (MG)
		0.59017	

Location: Storage Tank

Cause: Excessive amount of rain

EGLE Action: City is currently under an ACO to correct SSO issues. This event is currently under review.

Totals Melvindale CM

RTB (MG)	Raw Sewage (MG)	Partially Treated (MG)	Dilute Raw Sewage (MG)
		0.59017	

MG = million gallons

MICHIGAN DEPARTMENT OF ENVIRONMENT, GREAT LAKES, AND ENERGY

Sanitary Sewage Overflow Detail Report
January 1 - December 31, 2019

Northville Township CM

Northville Township CM

Submission ID. **HNN-W8BB-XE788**

Start Day	Start Time	End Day	End Time
4/6/2019	12:30:00 PM	4/8/2019	12:30:00 PM

Waterbody: Natural Drainage course tributary to the Mi

RTB (MG)	Raw Sewage (MG)	Partially Treated (MG)	Dilute Raw Sewage (MG)
	0.009000		

Location: Manhole S1 Woodland South Condominiums

Cause: Sewage coming out of the top of manhole S1 due to a plastic cap having lodged in the drop; portion of a drop connection in the manhole directly east of the SSO location.

EGLE Action: Violation Notice sent to address discharge

Northville Township CM

Submission ID. **HNQ-GSEA-3SHRD**

Start Day	Start Time	End Day	End Time
6/13/2019	11:30:00 PM	6/13/2019	1:30:00 PM

Rain(in.) = 0.1

RTB (MG)	Raw Sewage (MG)	Partially Treated (MG)	Dilute Raw Sewage (MG)
	0.010000		

Location: Manhole 09-SAMH-228, off of Bella Vista Court

Cause: Blockage in sanitary sewer caused by roots and flushable sanitary rags. Sewer last cleaned on 9/21/2016.

EGLE Action: Violation Notice sent to address discharge

Totals Northville Township CM

RTB (MG)	Raw Sewage (MG)	Partially Treated (MG)	Dilute Raw Sewage (MG)
	0.01900		

MG = million gallons

MICHIGAN DEPARTMENT OF ENVIRONMENT, GREAT LAKES, AND ENERGY

Sanitary Sewage Overflow Detail Report
January 1 - December 31, 2019

Rouge Valley Sewage Disposal System CM

Rouge Valley Sewage Disposal System CM

Submission ID. **HNR-MCTF-NCSSH**

Start Day	Start Time	End Day	End Time
7/20/2019	8:45:00 PM	7/21/2019	8:40:00 AM

Waterbody: Bell Branch of the Middle Rouge River

RTB (MG)	Raw Sewage (MG)	Partially Treated (MG)	Dilute Raw Sewage (MG)
	0.500000		

Location: Livonia Equalization Basin

Cause: Severe wind storm caused loss of power at the Livonia Equalization Basin and; the gate to close temporarily. No backup power to the Basin. SSO duration and volume estimated using nearby flow meters.

EGLE Action: Violation Notice sent to address discharge

Totals Rouge Valley Sewage Disposal System CM

RTB (MG)	Raw Sewage (MG)	Partially Treated (MG)	Dilute Raw Sewage (MG)
	0.50000		

MG = million gallons

MICHIGAN DEPARTMENT OF ENVIRONMENT, GREAT LAKES, AND ENERGY

Sanitary Sewage Overflow Detail Report
January 1 - December 31, 2019

Wayne Co/Inkster/Drbrn Hts CSO

Wayne Co/Inkster/Drbrn Hts CSO

Submission ID. **HNS-783N-CHTVC**
Permit **MI0051462**

Start Day	Start Time	End Day	End Time
8/21/2019	3:30:00 PM	8/22/2019	10:35:00 AM

Waterbody: Lower Rouge River

RTB (MG)	Raw Sewage (MG)	Partially Treated (MG)	Dilute Raw Sewage (MG)
	0.030000		

Location: L-42

Cause: Partial blockage of regulator L-42 caused flow to discharge into the 54 inch emergency overflow pipe from L-42. Regulator L-42 was inspected August 16 with no evidence of blockage.

EGLE Action: Violation Notice sent to address discharge

Wayne Co/Inkster/Drbrn Hts CSO

Submission ID. **HNT-QWZV-0FDK2**
Permit **MI0051462**

Start Day	Start Time	End Day	End Time
10/14/2019	3:58:00 PM	10/21/2019	8:30:00 AM

Waterbody: Lower Rouge River

RTB (MG)	Raw Sewage (MG)	Partially Treated (MG)	Dilute Raw Sewage (MG)
	7.400000		

Location: L-41

Cause: The regulator and chamber had a significant amount of debris (concrete, rebar, asphalt) that was allowed to fall into the chamber during recent and potentially previous road construction projects by others in violation of the Wayne County Sewer Use Ordinance. As a result, regulator L41 became blocked with the road construction debris, wastewater could not flow to the RVSDS Interceptor, and was diverted to the Lower Rouge River. Due to the nature of the debris, traditional methods of sewer cleaning (jetting/vactoring) were not effective to remove the debris and blockage of the regulator. Removal of the debris required installation of a system to bypass flow around the regulator chamber, coordination with local communities, installation of a traffic control plan approved by MDOT for closure of one lane of Michigan Avenue, and manual removal of the concrete and asphalt debris. Wayne County staff inspected L-41 on Sunday, October 13 and there was no flow diversion at that time.

EGLE Action: Enforcement Discretion

MG = million gallons

MICHIGAN DEPARTMENT OF ENVIRONMENT, GREAT LAKES, AND ENERGY

Sanitary Sewage Overflow Detail Report
January 1 - December 31, 2019

Totals Wayne Co/Inkster/Drbrn Hts CSO

RTB (MG)	Raw Sewage (MG)	Partially Treated (MG)	Dilute Raw Sewage (MG)
	7.43000		

Wayne Co/RDFrd/Livonia CSO

Wayne Co/RDFrd/Livonia CSO

Submission ID. **HNS-XZ1D-NW41M**
Permit **MI0051535**

Start Day	Start Time	End Day	End Time
9/16/2019	9:30:00 AM	9/20/2019	9:39:00 AM

Waterbody: Tarabusi Creek

RTB (MG)	Raw Sewage (MG)	Partially Treated (MG)	Dilute Raw Sewage (MG)
	0.200000		

Location: U-10

Cause: During routine maintenance for regulator U-10 of the Rouge Valley Sewage Disposal System on Monday September 16, 2019 it appeared that there was a blockage of the sewer downstream of the regulator. Yesterday, staff attempted to remove the blockage but were unsuccessful, and we are making arrangements for a contractor to assist. There is some sewage periodically discharging to the ground and likely making its way to the Shaw Drain, which discharges to the Tarabusi Creek and then to the Upper Rouge River. Regulator U-10 is located in the vicinity of south bank of Shaw Drain, north of the intersection of Ross Drive and Sarasota, in Redford Township, MI. The blockage at regulator U-10 of the Rouge Valley Sewage Disposal System was successfully removed this morning, September 20, 2019, as of 9:39 am.

EGLE Action: Long-term Control Program

Totals Wayne Co/RDFrd/Livonia CSO

RTB (MG)	Raw Sewage (MG)	Partially Treated (MG)	Dilute Raw Sewage (MG)
	0.20000		

Long-term Control Program being implemented; construction of retention/treatment basin (for elimination of raw sewage & protection of public health) complete & facility is "on-line". The Department agrees that the RTB eliminates raw sewage, protects public health, and protects the physical characteristics standard. A report has been submitted to verify that the RTB protects the dissolved oxygen standard, and is currently under review by the Department. The reissued permit requires independent control of the remaining untreated outfall or alternatively work with GLWA on a regional plan by 2025.

MG = million gallons

MICHIGAN DEPARTMENT OF ENVIRONMENT, GREAT LAKES, AND ENERGY

Sanitary Sewage Overflow Detail Report
January 1 - December 31, 2019

Western Townships Utilities Authority

Western Townships Utilities Authority

Submission ID. **HNM-HT61-K7CYW**

Start Day	Start Time	End Day	End Time
2/13/2019	9:45:00 AM	2/13/2019	10:30:00 AM

RTB (MG)	Raw Sewage (MG)	Partially Treated (MG)	Dilute Raw Sewage (MG)
	0.000030		

Location: ARV 3A

Cause: Failure of an air release valve on the 30” force main due to debris stuck in the valve

EGLE Action: None

Western Townships Utilities Authority

Submission ID. **HNM-V9FE-4Z02V**

Start Day	Start Time	End Day	End Time
2/25/2019	11:00:00 AM	2/25/2019	12:30:00 PM

Rain(in.) = 0

RTB (MG)	Raw Sewage (MG)	Partially Treated (MG)	Dilute Raw Sewage (MG)
	0.000050		

Location: ARV 6B

Cause: An air release valve leaked due to fouling from debris

EGLE Action: No further action taken at this time

MG = million gallons

MICHIGAN DEPARTMENT OF ENVIRONMENT, GREAT LAKES, AND ENERGY

Sanitary Sewage Overflow Detail Report
January 1 - December 31, 2019

Western Townships Utilities Authority

Submission ID. **HNS-JSN7-5GPBX**

Start Day	Start Time	End Day	End Time
9/5/2019	3:00:00 PM	9/5/2019	4:00:00 PM

Waterbody: Divine Lake / None

RTB (MG)	Raw Sewage (MG)	Partially Treated (MG)	Dilute Raw Sewage (MG)
	0.000002		

Location: ARV #27

Cause: Our ARV had a slight leak due to debris build up

EGLE Action: Enforcement discretion

Western Townships Utilities Authority

Submission ID. **HNV-HTNM-R5F5R**

Start Day	Start Time	End Day	End Time
11/25/2019	10:30:00 PM	11/25/2019	11:15:00 AM

Waterbody: Divine Lake / None

RTB (MG)	Raw Sewage (MG)	Partially Treated (MG)	Dilute Raw Sewage (MG)
	0.000005		

Location: Michigan Ave., east of Sheldon (ARV 6B)

Cause: An air release valve fouled and began leaking.

EGLE Action: Enforcement discretion.

MG = million gallons

MICHIGAN DEPARTMENT OF ENVIRONMENT, GREAT LAKES, AND ENERGY

Sanitary Sewage Overflow Detail Report
January 1 - December 31, 2019

Western Townships Utilities Authority

Submission ID. **HNV-HTXW-NXHXB**

Start Day	Start Time	End Day	End Time
11/25/2019	10:30:00 PM	11/25/2019	12:45:00 PM

Waterbody: Divine Lake / None

RTB (MG)	Raw Sewage (MG)	Partially Treated (MG)	Dilute Raw Sewage (MG)
	0.000003		

Location: Michigan Ave. 1/2 mile west of Beck (ARV 13A)

Cause: An air release valve fouled and began leaking

EGLE Action: Enforcement discretion

Totals Western Townships Utilities Authority

RTB (MG)	Raw Sewage (MG)	Partially Treated (MG)	Dilute Raw Sewage (MG)
	0.00009		

County Totals Wayne

RTB (MG)	Raw Sewage (MG)	Partially Treated (MG)	Dilute Raw Sewage (MG)
7235.30	8.26294	44.08299	69.62434

MG = million gallons

MICHIGAN DEPARTMENT OF ENVIRONMENT, GREAT LAKES, AND ENERGY

Sanitary Sewage Overflow Detail Report
January 1 - December 31, 2019

Wexford

Lake Mitchell Sewer Authority (former Wexford Co DPW) CM

Lake Mitchell Sewer Authority (former Wexford Co DPW) CM

Submission ID. **HNR-DG4X-VD5QR**

Start Day	Start Time	End Day	End Time
7/20/2019	11:06:00 AM	7/20/2019	11:20:00 AM

Rain(in.) = 1.6

Waterbody: Land impacted only

RTB (MG)	Raw Sewage (MG)	Partially Treated (MG)	Dilute Raw Sewage (MG)
			0.00005

Location: SPS 1A

Cause: The on-call Technician responded to an alarm at lift station 1A on Saturday, July 20, 2019 at 11:06 a.m. Upon arrival, the Technician observed the station was slightly discharging through the wetwell's hatch, there was no debris on the wetwell's lid or surrounding area, and a small amount of water on the hatch and/or surrounding area. There was a severe rain/wind storm the previous night and it was raining when the Technician arrived onsite. The Tech also noted a large tree had blown down not far from the station. Any sewer that was discharged was most likely diluted from the amount of rainfall and infiltration within the system. The Technician noted the breakers were tripped, which caused the pumps to become inoperable, and activated the high water alarm. It is unknown what caused the breakers to trip. It may have been a power outage, brownout, or something passing through the pumps. The Technician reset the breakers, activated the pumps, and observed the station's pump down cycle.

EGLE Action: A VN was issued in 2017 regarding SSOs and LMSA's response is ongoing

MG = million gallons

MICHIGAN DEPARTMENT OF ENVIRONMENT, GREAT LAKES, AND ENERGY

Sanitary Sewage Overflow Detail Report
January 1 - December 31, 2019

Lake Mitchell Sewer Authority (former Wexford Co DPW) CM

Submission ID. **HNS-F3TV-GXRE9**

Start Day	Start Time	End Day	End Time
9/1/2019	10:00:00 AM	9/1/2019	10:20:00 AM

Waterbody: Land impacted only

RTB (MG)	Raw Sewage (MG)	Partially Treated (MG)	Dilute Raw Sewage (MG)
			0.00003

Location: Grinder Pump Station 4A

Cause: The Sewer Technician was dispatched on September 1, 2019 at 10:00 a.m. and arrived on site at 10:20 a.m. Upon arrival the Tech observed the grinder pump station discharging from the wetwell and on to the surrounding ground. There was no standing water. The Tech noted that pump 1 had a tripped breaker and a 5 amp fuse was blown. The Tech also noted the pump was clogged due to a disposable wipe and grease caught in the pump. Pump 2 was inoperable and will most likely need to be replaced. It was also noted that the station had an excessive amount of grease in the wetwell and on the floats. The Tech cleaned off the floats so they were operable. The residents connected to the station have been given notices before regarding excessive grease and wipes entering the station.

EGLE Action: VN issued in 2017 regarding SSOs - LMSA response ongoing

MG = million gallons

MICHIGAN DEPARTMENT OF ENVIRONMENT, GREAT LAKES, AND ENERGY

Sanitary Sewage Overflow Detail Report
January 1 - December 31, 2019

Lake Mitchell Sewer Authority (former Wexford Co DPW) CM

Submission ID. **HNT-T6AK-1TF68**

Start Day	Start Time	End Day	End Time
10/26/2019	9:45:00 AM	10/26/2019	10:10:00 AM

RTB (MG)	Raw Sewage (MG)	Partially Treated (MG)	Dilute Raw Sewage (MG)
			0.00003

Location: Grinder Pump Station 10A

Cause: On Saturday, October 26, 2019, the on-call Sewer Technician received a call at 9:45 a.m. to respond to a sewer alarm at 126 Lily Street, grinder pump station 10A. The technician was on site by 10:10 a.m. The Technician noted the station was not discharging upon his arrival, however observed a small amount of dark water on the tank lid and noted that the wet well was full. The technician further documented there was no standing water and/or debris on the surrounding ground. The station never discharged while the technician was on site. After troubleshooting the station's electrical panel, the Technician determined it was a malfunction with a component (35-amp main fuse) that created the temporary power loss to the grinder pumps. This prevented the grinder pumps from moving the sewer out of the wetwell and into the transmission line.

EGLE Action: The Departments issued a VN for SSOs in 2017 and required corrective actions to prevent future SSOs. The LMSA has been working on responding to the VN and improving the sewer system.

MG = million gallons

MICHIGAN DEPARTMENT OF ENVIRONMENT, GREAT LAKES, AND ENERGY

Sanitary Sewage Overflow Detail Report
January 1 - December 31, 2019

Lake Mitchell Sewer Authority (former Wexford Co DPW) CM

Submission ID. **HNT-Y0GP-DK6A4**

Start Day	Start Time	End Day	End Time
10/30/2019	1:00:00 PM	10/30/2019	1:00:00 PM

Waterbody: Land impacted only

RTB (MG)	Raw Sewage (MG)	Partially Treated (MG)	Dilute Raw Sewage (MG)
	0.000900		

Location: Grinder Pump Station 57B - 5886 East M-115

Cause: On Tuesday, October 29th, a Sewer Technician was performing an inspection of the grinder pump station and noticed the adjacent soil on the discharge (west) side of the wetwell felt spongy. The tech suspected that there could be an issue with the sewer discharge line and as a precautionary measure shut the station down for the night. On October 30th, at 1:00 p.m. the area was excavated with a vac truck to inspect the discharge line. The crew observed that the discharge line was cracked and required repair. The repair was completed at approximately 7:00 p.m. The soil was removed during the vac process and new soil was used to back fill the area.

EGLE Action: A VN was issued in 2017 to address SSOs - LMSA's response is ongoing

Totals Lake Mitchell Sewer Authority (former Wexford Co DPW) CM

RTB (MG)	Raw Sewage (MG)	Partially Treated (MG)	Dilute Raw Sewage (MG)
	0.00090		0.00010

County Totals Wexford

RTB (MG)	Raw Sewage (MG)	Partially Treated (MG)	Dilute Raw Sewage (MG)
	0.00090		0.00010

Report Totals

RTB (MG)	Raw Sewage (MG)	Partially Treated (MG)	Dilute Raw Sewage (MG)
7235.30	15.57	100.47	190.70

MG = million gallons